

2022

UNITED STATES
DISTRIBUTOR PRICE LIST

PRICES EFFECTIVE
02/04/2022



Table of Contents

Wall Ovens	3
M Series Ovens	5
E Series Ovens	13
Convection Steam Ovens	16
Convection Speed Ovens	25
Microwave Ovens	28
Warming Drawers	34
Vacuum Seal Drawer	36
Cooktops	37
Module Cooktops	38
Induction Cooktops	41
Electric Cooktops	44
Gas Cooktops	46
Coffee Systems	49
Ranges and Rangetops	54
Induction Ranges	56
Dual Fuel Ranges	58
Sealed Burner Rangetops	69
Gas Ranges	75
Outdoor Gas Grills, Modules, and Ventilation	83
Outdoor Gas Grills	84
Outdoor Modules	88
Outdoor Ventilation	89
Outdoor Accessories	91
Ventilation	92
Cooktop Ventilation	94
Pro Ventilation	104
Wolf Warranties	128

Model numbers, specifications, and prices are subject to change at any time without notice. Visit wolfappliance.com/specs, for the most up-to-date information.

IMPORTANT NOTE: Throughout this price list, dimensions in parentheses are in millimeters unless otherwise specified.

NOTE ALSO: Use of Manufacturer's Suggested Retail Price ("MSRP") is subject to the requirements of Section 1.6 of the Sub-Zero Distributor Agreement, as amended.



Indicates Wi-Fi enabled.



Indicates Star-K certified.

The information and images in this guide are the copyright property of Sub-Zero, Inc. Neither this guide nor any information or images contained herein may be copied or used in whole or in part without the express written permission of Sub-Zero, Inc. ©Sub-Zero, Inc. all rights reserved.

Sub-Zero, Sub-Zero & Design, Sub-Zero & Snowflake Design, Dual Refrigeration, The Living Kitchen, Great American Kitchens The Fine Art of Kitchen Design, Wolf, Wolf & Design, Wolf Gourmet, W & Design, red colored knobs, Cove, and Cove & Design, are registered trademarks and service marks of Sub-Zero Group, Inc. and its subsidiaries.

All other trademarks are property of their respective owners in the United States and other countries.



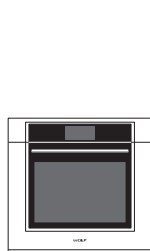
Wall Ovens

These are the ovens that took the cooking world by storm, bringing professional performance into the home kitchen. Bake, roast, and broil with the confidence of Wolf Convection, Convection Steam, Convection Speed, and Microwave Built-In Ovens. They offer intuitive controls and consistent temperatures to ensure every meal is predictably remarkable. Available in three distinct looks—transitional, professional, and contemporary. Pair with a Warming Drawer or Vacuum Seal Drawer for added versatility.

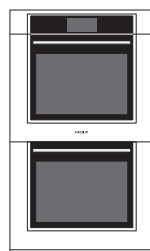
MODEL NUMBER KEY

Single Oven	SO
Double Oven	DO
Convection Steam Oven	CSO
Convection Steam Oven – Plumbed	CSOP
Speed Oven	SPO
Drop-Down Door Microwave Oven	MDD
Drawer Microwave Oven	MD
Convection Microwave Oven	MC
Standard Microwave Oven	MS
Warming Drawer	WWD
Vacuum Seal Drawer	VS
M Series Transitional	TM
M Series Professional	PM
M Series Contemporary	CM
E Series Transitional	TE
E Series Professional	PE
Stainless Steel	S
Black Glass	B
Tubular Handle	T or TH
Pro Handle	P or PH
Outdoor Model	O

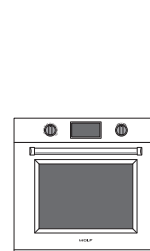
M Series Ovens



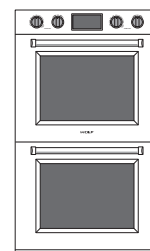
SO30TM/S/TH



DO30TM/S/TH



SO30PM/S/PH



DO30PM/S/PH



SO30CM/B



DO30CM/B




SO30CM/S

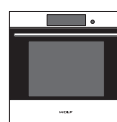


DO30CM/S

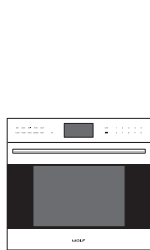
E Series Ovens



SO24TE/S/TH



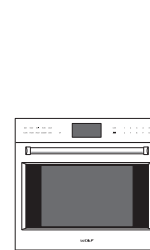
SO2450TE/S/T



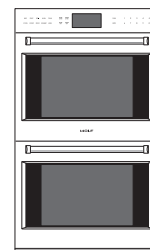
SO3050TE/S/T



DO3050TE/S/T



SO3050PE/S/P



DO3050PE/S/P

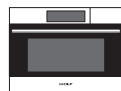
Convection Steam Ovens

While Supplies Last

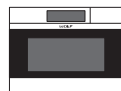
NEW 2023



CSO24TE/S/TH



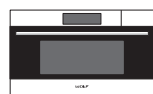
CSO2450TE/S/T
CSOP2450TE/S/T



CSO2450CM/S
CSOP2450CM/S



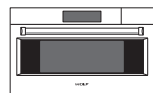
CSO30TE/S/TH



CSO3050TE/S/T
CSOP3050TE/S/T



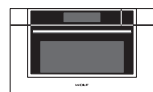
CSO30PE/S/PH



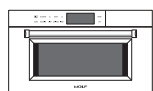
CSO3050PE/S/P
CSOP3050PE/S/P



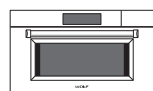
CSO30TM/S/TH



CSO3050TM/S/T
CSOP3050TM/S/T



CSO30PM/S/PH



CSO3050PM/S/P
CSOP3050PM/S/P



CSO30CM/B/TH



CSO3050CM/B/T
CSOP3050CM/B/T



CSO30CM/B



CSO3050CM/B
CSOP3050CM/B

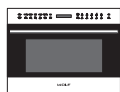


CSO30CM/S




CSO3050CM/S
CSOP3050CM/S

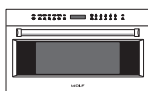
Convection Speed Ovens



SPO24TE/S/TH



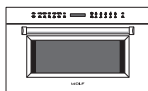
SPO30TE/S/TH



SPO30PE/S/PH



SPO30TM/S/TH




SPO30PM/S/PH



SPO30CM/B/TH


Drop-Down Door Microwave Ovens



MDD24TE/S/TH



MDD30TE/S/TH



MDD30PE/S/PH



MDD30TM/S/TH



MDD30PM/S/PH



MDD30CM/B/TH


Drawer Microwave Ovens



MD24TE/S



MD30TE/S



MD30PE/S

Convection Microwave Oven



MC24

Standard Microwave Oven



MS24

Warming Drawers



WWD30



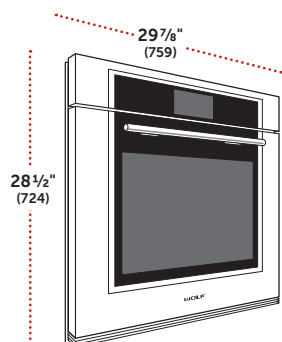
WWD30O

Vacuum Seal Drawer



VS24

M Series Ovens



30" M Series Transitional Single Oven

MODEL	MSRP
SO30TM/S/TH	\$6,380

SPECIFICATIONS

Overall Dimensions	29 7/8"W (759) x 28 1/2"H (724) x 23"D (584)
Interior Capacity	5.1 cu ft (144 L)
Interior Dimensions	25 1/4"W (641) x 17 1/2"H (445) x 19 7/8"D (505)
Shipping Weight	273 lbs (124 kg)

FEATURES

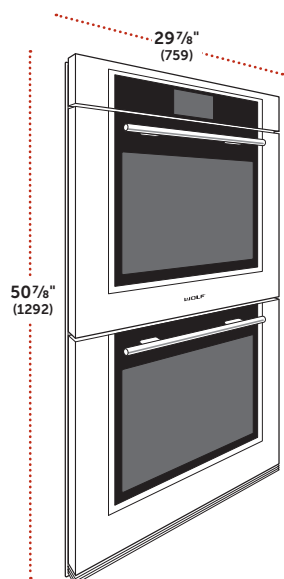
- Stainless steel
- Standard or flush inset installation
- 3/4" tubular handle
- Dual convection
- 10 cooking modes
- Interactive color touchscreen
- 1 standard and 2 full-extension ball bearing racks
- Broiler pan and temperature probe

Accessories

DESCRIPTION	NUMBER	MSRP
Oven Racks		
Full-Ext Ball Bearing Rack	9030652	\$190
Standard Oven Rack	9052548	\$95
Dehydration Rack Set (2)	823247	\$205
30" (762) Baking Sheet	823269	\$85
Temperature Probe	823261	\$85
Broiler Pan	819377	\$75
Multifunction Pan/Rack	9029357	\$260
Bake Stone Kit	823244	\$260
Dual Installation Kit*	826001	N/C

*Dual installation kit required for side by side installations.

M Series Ovens



30" M Series Transitional Double Oven

MODEL	MSRP
DO30TM/S/TH	\$9,645

SPECIFICATIONS

Overall Dimensions	29 7/8" W (759) x 50 7/8" H (1292) x 23" D (584)
Capacity (per oven)	5.1 cu ft (144 L)
Interior Dimensions	25 1/4" W (641) x 17 1/2" H (445) x 19 7/8" D (505)
Shipping Weight	466 lbs (211 kg)

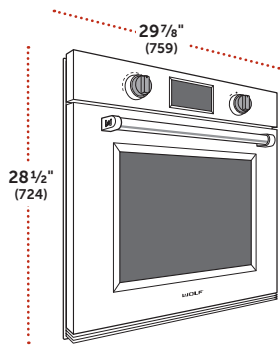
FEATURES

- Stainless steel
- Standard or flush inset installation
- 3/4" tubular handles
- Dual convection
- 10 cooking modes
- Interactive color touchscreen
- 1 standard and 2 full-extension ball bearing racks (per oven)
- Broiler pan and temperature probe

Accessories

DESCRIPTION	NUMBER	MSRP
Oven Racks		
Full-Ext Ball Bearing Rack	9030652	\$190
Standard Oven Rack	9052548	\$95
Dehydration Rack Set (2)	823247	\$205
30" (762) Baking Sheet	823269	\$85
Temperature Probe	823261	\$85
Broiler Pan	819377	\$75
Multifunction Pan/Rack	9029357	\$260
Bake Stone Kit	823244	\$260

M Series Ovens



30" M Series Professional Single Oven

MODEL	MSRP
SO30PM/S/PH	\$6,650

SPECIFICATIONS

Overall Dimensions	29 7/8" W (759) x 28 1/2" H (724) x 23" D (584)
Interior Capacity	5.1 cu ft (144 L)
Interior Dimensions	25 1/4" W (641) x 17 1/2" H (445) x 19 7/8" D (505)
Shipping Weight	273 lbs (124 kg)

FEATURES

- Stainless steel
- Standard or flush inset installation
- Pro handle
- Dual convection
- 10 cooking modes
- Interactive color touchscreen
- 1 standard and 2 full-extension ball bearing racks
- Broiler pan and temperature probe

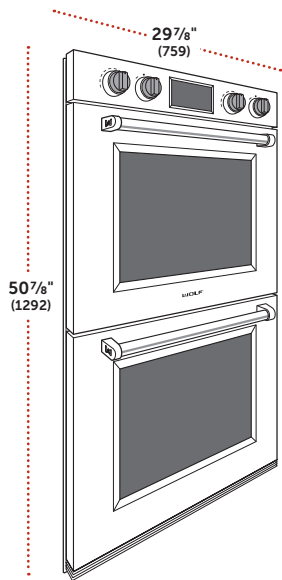
Accessories

DESCRIPTION	NUMBER	MSRP
Oven Racks		
Full-Ext Ball Bearing Rack	9030652	\$190
Standard Oven Rack	9052548	\$95
Dehydration Rack Set (2)	823247	\$205
Knobs		
Stainless	823272	\$65
Stainless*	823275	N/C
Red	823273	\$50
Black	823271	\$50
Black*	823274	N/C
Brushed Brass	9056340	\$65
Brushed Brass*	9056338	N/C
Brushed Gray	9056343	\$65
Brushed Gray*	9056341	N/C
30" (762) Baking Sheet	823269	\$85
Temperature Probe	823261	\$85
Broiler Pan	819377	\$75
Multifunction Pan/Rack	9029357	\$260
Bake Stone Kit	823244	\$260
Dual Installation Kit**	826001	N/C

*Unit ships with red knobs. One set at no charge with product purchase.

**Dual installation kit required for side by side installations.

M Series Ovens



30" M Series Professional Double Oven

MODEL	MSRP
DO30PM/S/PH	\$10,175

SPECIFICATIONS

Overall Dimensions	29 7/8" W (759) x 50 7/8" H (1292) x 23" D (584)
Capacity (per oven)	5.1 cu ft (144 L)
Interior Dimensions	25 1/4" W (641) x 17 1/2" H (445) x 19 7/8" D (505)
Shipping Weight	466 lbs (211 kg)

FEATURES

- Stainless steel
- Standard or flush inset installation
- Pro handles
- Dual convection
- 10 cooking modes
- Interactive color touchscreen
- 1 standard and 2 full-extension ball bearing racks (per oven)
- Broiler pan and temperature probe

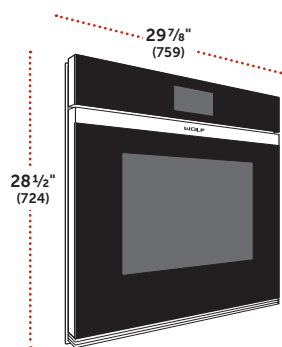
Accessories

DESCRIPTION	NUMBER	MSRP
Oven Racks		
Full-Ext Ball Bearing Rack	9030652	\$190
Standard Oven Rack	9052548	\$95
Dehydration Rack Set (2)	823247	\$205
Knobs**		
Stainless	823272	\$65
Stainless*	823275	N/C
Red	823273	\$50
Black	823271	\$50
Black*	823274	N/C
Brushed Brass	9056340	\$65
Brushed Brass*	9056338	N/C
Brushed Gray	9056343	\$65
Brushed Gray*	9056341	N/C
30" (762) Baking Sheet	823269	\$85
Temperature Probe	823261	\$85
Broiler Pan	819377	\$75
Multifunction Pan/Rack	9029357	\$260
Bake Stone Kit	823244	\$260

*Unit ships with red knobs. One set at no charge with product purchase. Must order quantity two.

**Must order quantity two.

M Series Ovens



30" M Series Contemporary Single Oven

MODEL	MSRP
SO30CM/B	\$6,475

SPECIFICATIONS

Overall Dimensions	29 7/8" W (759) x 28 1/2" H (724) x 23" D (584)
Interior Capacity	5.1 cu ft (144 L)
Interior Dimensions	25 1/4" W (641) x 17 1/2" H (445) x 19 7/8" D (505)
Shipping Weight	273 lbs (124 kg)

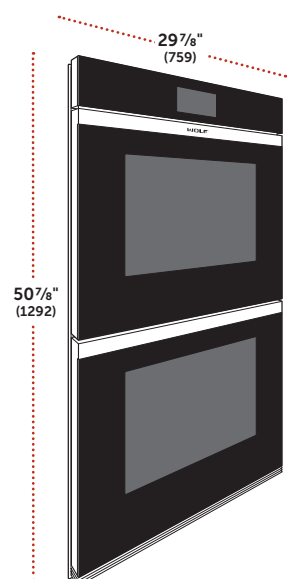
FEATURES

- Handleless black glass
- Standard or flush inset installation
- Dual convection
- 10 cooking modes
- Interactive color touchscreen
- 1 standard and 2 full-extension ball bearing racks
- Broiler pan and temperature probe

Accessories

DESCRIPTION	NUMBER	MSRP
Oven Racks		
Full-Ext Ball Bearing Rack	9030652	\$190
Standard Oven Rack	9052548	\$95
Dehydration Rack Set (2)	823247	\$205
30" (762) Baking Sheet	823269	\$85
Temperature Probe	823261	\$85
Broiler Pan	819377	\$75
Multifunction Pan/Rack	9029357	\$260
Bake Stone Kit	823244	\$260
Dual Installation Kit*	826001	N/C

*Dual installation kit required for side by side installations.



30" M Series Contemporary Double Oven

MODEL	MSRP
DO30CM/B	\$9,650

SPECIFICATIONS

Overall Dimensions	29 7/8" W (759) x 50 7/8" H (1292) x 23" D (584)
Capacity (per oven)	5.1 cu ft (144 L)
Interior Dimensions	25 1/4" W (641) x 17 1/2" H (445) x 19 7/8" D (505)
Shipping Weight	466 lbs (211 kg)

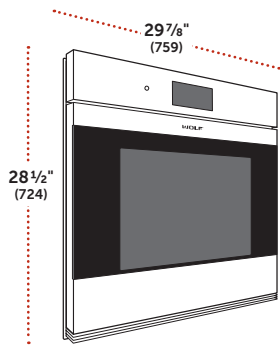
FEATURES

- Handleless black glass
- Standard or flush inset installation
- Dual convection
- 10 cooking modes
- Interactive color touchscreen
- 1 standard and 2 full-extension ball bearing racks (per oven)
- Broiler pan and temperature probe

Accessories

DESCRIPTION	NUMBER	MSRP
Oven Racks		
Full-Ext Ball Bearing Rack	9030652	\$190
Standard Oven Rack	9052548	\$95
Dehydration Rack Set (2)	823247	\$205
30" (762) Baking Sheet	823269	\$85
Temperature Probe	823261	\$85
Broiler Pan	819377	\$75
Multifunction Pan/Rack	9029357	\$260
Bake Stone Kit	823244	\$260

M Series Ovens



30" M Series Contemporary Stainless Steel Single Oven

MODEL	MSRP
SO30CM/S	\$6,565

SPECIFICATIONS

Overall Dimensions	29 7/8" W (759) x 28 1/2" H (724) x 23" D (584)
Interior Capacity	5.1 cu ft (144 L)
Interior Dimensions	25 1/4" W (641) x 17 1/2" H (445) x 19 7/8" D (505)
Shipping Weight	273 lbs (124 kg)

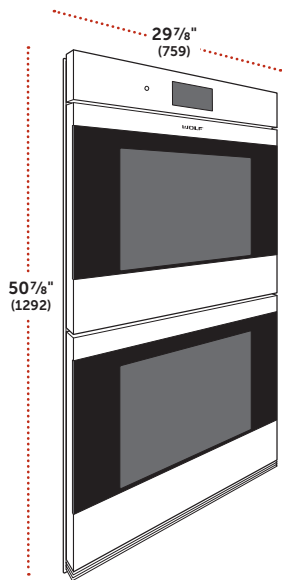
FEATURES

- Handleless stainless steel
- Standard or flush inset installation
- Dual convection
- 10 cooking modes
- Interactive color touchscreen
- 1 standard and 2 full-extension ball bearing racks
- Broiler pan and temperature probe

Accessories

DESCRIPTION	NUMBER	MSRP
Oven Racks		
Full-Ext Ball Bearing Rack	9030652	\$190
Standard Oven Rack	9052548	\$95
Dehydration Rack Set (2)	823247	\$205
30" (762) Baking Sheet	823269	\$85
Temperature Probe	823261	\$85
Broiler Pan	819377	\$75
Multifunction Pan/Rack	9029357	\$260
Bake Stone Kit	823244	\$260
Dual Installation Kit*	826001	N/C

*Dual installation kit required for side by side installations.



30" M Series Contemporary Stainless Steel Double Oven

MODEL	MSRP
DO30CM/S	\$9,830

SPECIFICATIONS

Overall Dimensions	29 7/8" W (759) x 50 7/8" H (1292) x 23" D (584)
Capacity (per oven)	5.1 cu ft (144 L)
Interior Dimensions	25 1/4" W (641) x 17 1/2" H (445) x 19 7/8" D (505)
Shipping Weight	466 lbs (211 kg)

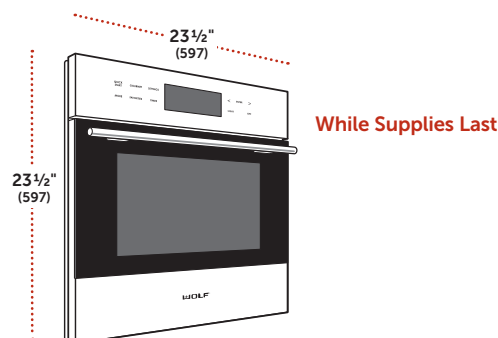
FEATURES

- Handleless stainless steel
- Standard or flush inset installation
- Dual convection
- 10 cooking modes
- Interactive color touchscreen
- 1 standard and 2 full-extension ball bearing racks (per oven)
- Broiler pan and temperature probe

Accessories

DESCRIPTION	NUMBER	MSRP
Oven Racks		
Full-Ext Ball Bearing Rack	9030652	\$190
Standard Oven Rack	9052548	\$95
Dehydration Rack Set (2)	823247	\$205
30" (762) Baking Sheet	823269	\$85
Temperature Probe	823261	\$85
Broiler Pan	819377	\$75
Multifunction Pan/Rack	9029357	\$260
Bake Stone Kit	823244	\$260

E Series Ovens



24" E Series Transitional Single Oven

MODEL	MSRP
SO24TE/S/TH	\$3,235

SPECIFICATIONS

Overall Dimensions	23½"W (597) x 23½"H (597) x 21½"D (546)
Interior Capacity	2.4 cu ft (68 L)
Interior Dimensions	18"W (203) x 13¾"H (349) x 16"D (406)
Shipping Weight	92 lbs (42 kg)

FEATURES

- Stainless steel
- Standard or flush inset installation
- ¾" tubular handle
- Convection fan
- 11 cooking modes
- 1 standard rack and 1 versatile porcelain-coated pan
- Temperature probe

Accessories

DESCRIPTION	NUMBER	MSRP
Solid Pan		
12¾" x 1½" x 7"	820016	\$140
12¾" x 1¼" x 14"	827037	\$175
17¾" x 1¼" x 15"	821210	\$195
Porcelain Baking Sheet	821228	\$140
Standard Oven Rack	826855	\$175
Full-Extension Rack Guides	826628	\$925
Temperature Probe	820867	\$85
Handle		
Pro Handle	826668	\$205
Edge Trim Kit		
24" (610) Black	829158	\$215



24" E Series Transitional Single Oven

MODEL	MSRP
SO2450TE/S/T	\$4,035

SPECIFICATIONS

Overall Dimensions	23½"W (597) x 23½"H (597) x 22½"D (572)
Interior Capacity	2.4 cu ft (68 L)
Interior Dimensions	18"W (203) x 15½"H (394) x 15⅛"D (384)
Shipping Weight	113 lbs (51 kg)

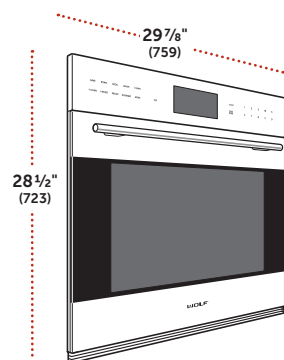
FEATURES

- Stainless steel
- Standard or flush inset installation
- ¾" tubular handle
- Single convection with 12 cooking modes including Gourmet and Gourmet+
- Large full-color touchscreen
- 3 full-extension rack positions and one standard position
- 2 standard racks, 1 broiler pan with rack
- Temperature probe

Accessories

DESCRIPTION	NUMBER	MSRP
Solid Pan		
12¾" x 1½" x 7"	820016	\$140
17¾" x 1¼" x 15"	830387	\$195
Wire Oven Rack	830393	\$60
Broiler Rack	830389	\$85
Porcelain Broiler Pan	830390	\$140
Temperature Probe	830400	\$115
Handle		
Pro Handle	826668	\$205

E Series Ovens



30" E Series Transitional Single Oven

MODEL	MSRP
SO3050TE/S/T	\$5,340

SPECIFICATIONS

Overall Dimensions	29 7/8" W (759) x 28 1/2" H (723) x 23" D (584)
Interior Capacity	4.7 cu ft (133 L)
Interior Dimensions	25 1/4" W (642) x 17 1/2" H (445) x 18 1/2" D (470)
Shipping Weight	257 lbs (117 kg)

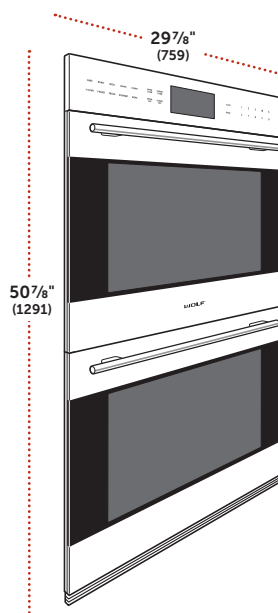
FEATURES

- Stainless steel
- Standard or flush inset installation
- 3/4" tubular handle
- Dual convection with 10 cooking modes including Gourmet
- Large full-color touchscreen and stainless touch controls
- 1 standard and 2 full-extension ball bearing racks
- Broiler pan and temperature probe

Accessories

DESCRIPTION	NUMBER	MSRP
Oven Racks		
Full-Ext Ball Bearing Rack	829241	\$190
Standard Oven Rack	829240	\$90
Dehydration Rack Set (2)	823247	\$205
30" (762) Baking Sheet	823269	\$85
Multifunction Pan/Rack	829265	\$255
Temperature Probe	823261	\$85
Broiler Pan	819377	\$75
Bake Stone Kit	9016697	\$255
Dual Installation Kit*	826001	N/C

*Dual installation kit required for side by side installations.



30" E Series Transitional Double Oven

MODEL	MSRP
DO3050TE/S/T	\$8,015

SPECIFICATIONS

Overall Dimensions	29 7/8" W (759) x 50 7/8" H (1291) x 23" D (584)
Capacity (per oven)	4.7 cu ft (133 L)
Interior Dimensions	25 1/4" W (642) x 17 1/2" H (445) x 18 1/2" D (470)
Shipping Weight	446 lbs (202 kg)

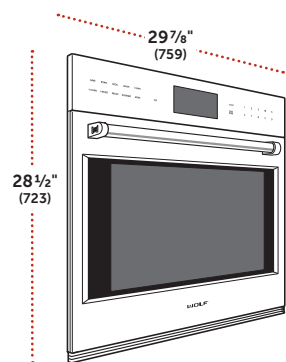
FEATURES

- Stainless steel
- Standard or flush inset installation
- 3/4" tubular handle
- Dual convection upper oven with a conventional lower oven
- 10 cooking modes including Gourmet in upper oven
- Large full-color touchscreen and stainless touch controls
- 1 standard and 2 full-extension ball bearing racks (per oven)
- Broiler pan and temperature probe

Accessories

DESCRIPTION	NUMBER	MSRP
Oven Racks		
Full-Ext Ball Bearing Rack	829241	\$190
Standard Oven Rack	829240	\$90
Dehydration Rack Set (2)	823247	\$205
30" (762) Baking Sheet	823269	\$85
Multifunction Pan/Rack	829265	\$255
Temperature Probe	823261	\$85
Broiler Pan	819377	\$75
Bake Stone Kit	9016697	\$255

E Series Ovens



30" E Series Professional Single Oven

MODEL	MSRP
SO3050PE/S/P	\$5,365

SPECIFICATIONS

Overall Dimensions	29 7/8" W (759) x 28 1/2" H (723) x 23" D (584)
Interior Capacity	4.7 cu ft (133 L)
Interior Dimensions	25 1/4" W (642) x 17 1/2" H (445) x 18 1/2" D (470)
Shipping Weight	257 lbs (117 kg)

FEATURES

- Stainless steel
- Standard or flush inset installation
- Pro handle
- Dual convection with 10 cooking modes including Gourmet
- Large full-color touchscreen and stainless touch controls
- 1 standard and 2 full-extension ball bearing racks
- Broiler pan and temperature probe

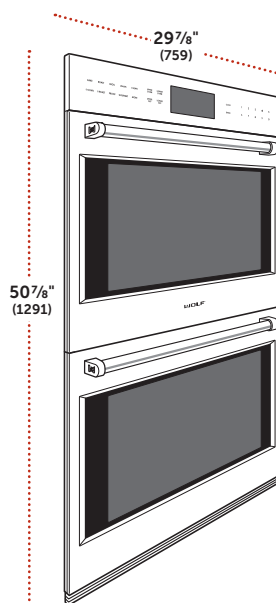
Accessories

DESCRIPTION	NUMBER	MSRP
Oven Racks		
Full-Ext Ball Bearing Rack	829241	\$190
Standard Oven Rack	829240	\$90
Dehydration Rack Set (2)	823247	\$205
30" (762) Baking Sheet	823269	\$85
Multifunction Pan/Rack	829265	\$255
Temperature Probe	823261	\$85
Broiler Pan	819377	\$75
Bake Stone Kit	9016697	\$255
Dual Installation Kit*	826001	N/C

*Dual installation kit required for side by side installations.

Prices Effective

02/04/2022



30" E Series Professional Double Oven

MODEL	MSRP
DO3050PE/S/P	\$8,080

SPECIFICATIONS

Overall Dimensions	29 7/8" W (759) x 50 7/8" H (1291) x 23" D (584)
Capacity (per oven)	4.7 cu ft (133 L)
Interior Dimensions	25 1/4" W (642) x 17 1/2" H (445) x 18 1/2" D (470)
Shipping Weight	446 lbs (202 kg)

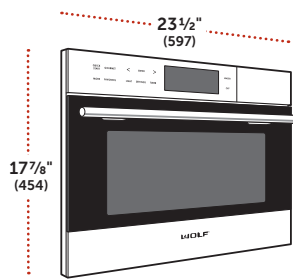
FEATURES

- Stainless steel
- Standard or flush inset installation
- Pro handle
- Dual convection upper oven with a conventional lower oven
- 10 cooking modes including Gourmet in upper oven
- Large full-color touchscreen and stainless touch controls
- 1 standard and 2 full-extension ball bearing racks (per oven)
- Broiler pan and temperature probe

Accessories

DESCRIPTION	NUMBER	MSRP
Oven Racks		
Full-Ext Ball Bearing Rack	829241	\$190
Standard Oven Rack	829240	\$90
Dehydration Rack Set (2)	823247	\$205
30" (762) Baking Sheet	823269	\$85
Multifunction Pan/Rack	829265	\$255
Temperature Probe	823261	\$85
Broiler Pan	819377	\$75
Bake Stone Kit	9016697	\$255

Convection Steam Ovens



While Supplies Last

24" E Series Transitional Convection Steam Oven

MODEL	MSRP
CSO24TE/S/TH	\$5,095

SPECIFICATIONS

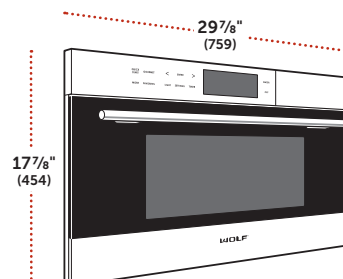
Overall Dimensions	23 1/2"W (597) x 17 7/8"H (454) x 21 1/2"D (546)
Interior Capacity	1.8 cu ft (51 L)
Interior Dimensions	17 7/8"W (454) x 11"H (280) x 15 3/4"D (400)
Power	3800 W
Shipping Weight	80 lbs (36 kg)

FEATURES

- Stainless steel
- Standard or flush inset installation
- 3/4" tubular handle
- Convection with 13 cooking modes
- 2 wire oven racks
- 1 perforated and 1 solid 17 3/4" x 1" x 15" pan
- Temperature probe

Accessories

DESCRIPTION	NUMBER	MSRP
Perforated Pan		
12 3/4" x 1 1/2" x 7"	819999	\$175
12 3/4" x 2 1/2" x 7"	820018	\$205
17 3/4" x 1 1/4" x 15"	821212	\$240
Solid Pan		
12 3/4" x 1 1/2" x 7"	820016	\$140
12 3/4" x 1 1/4" x 14"	827037	\$175
17 3/4" x 1 1/4" x 15"	821210	\$195
Porcelain Baking Sheet	821228	\$140
Oven Rack	821218	\$175
Full-Extension Rack Guides	821718	\$545
Descaling Solution	820021	\$40
Descaling Solution (10)	823403	N/A
Handle		
Pro Handle	826668	\$205
Edge Trim Kit		
24" (610) Black	829156	\$215



While Supplies Last

30" E Series Transitional Convection Steam Oven

MODEL	MSRP
CSO30TE/S/TH	\$5,570

SPECIFICATIONS

Overall Dimensions	29 7/8"W (759) x 17 7/8"H (454) x 21 1/2"D (546)
Interior Capacity	1.8 cu ft (51 L)
Interior Dimensions	17 7/8"W (454) x 11"H (280) x 15 3/4"D (400)
Power	3800 W
Shipping Weight	80 lbs (36 kg)

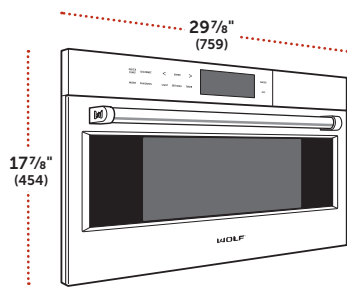
FEATURES

- Stainless steel
- Standard or flush inset installation
- 3/4" tubular handle
- Convection with 13 cooking modes
- 2 wire oven racks
- 1 perforated and 1 solid 17 3/4" x 1" x 15" pan
- Temperature probe

Accessories

DESCRIPTION	NUMBER	MSRP
Perforated Pan		
12 3/4" x 1 1/2" x 7"	819999	\$175
12 3/4" x 2 1/2" x 7"	820018	\$205
17 3/4" x 1 1/4" x 15"	821212	\$240
Solid Pan		
12 3/4" x 1 1/2" x 7"	820016	\$140
12 3/4" x 1 1/4" x 14"	827037	\$175
17 3/4" x 1 1/4" x 15"	821210	\$195
Porcelain Baking Sheet	821228	\$140
Oven Rack	821218	\$175
Full-Extension Rack Guides	821718	\$545
Descaling Solution	820021	\$40
Descaling Solution (10)	823403	N/A

Convection Steam Ovens



While Supplies Last

30" E Series Professional Convection Steam Oven

MODEL	MSRP
CSO30PE/S/PH	\$5,595

SPECIFICATIONS

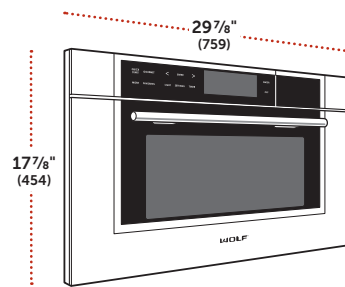
Overall Dimensions	29 7/8" W (759) x 17 7/8" H (454) x 21 1/2" D (546)
Interior Capacity	1.8 cu ft (51 L)
Interior Dimensions	17 7/8" W (454) x 11" H (280) x 15 3/4" D (400)
Power	3800 W
Shipping Weight	80 lbs (36 kg)

FEATURES

- Stainless steel
- Standard or flush inset installation
- Pro handle
- Convection with 13 cooking modes
- 2 wire oven racks
- 1 perforated and 1 solid 17 3/4" x 1" x 15" pan
- Temperature probe

Accessories

DESCRIPTION	NUMBER	MSRP
Perforated Pan		
12 3/4" x 1 1/2" x 7"	819999	\$175
12 3/4" x 2 1/2" x 7"	820018	\$205
17 3/4" x 1 1/4" x 15"	821212	\$240
Solid Pan		
12 3/4" x 1 1/2" x 7"	820016	\$140
12 3/4" x 1 1/4" x 14"	827037	\$175
17 3/4" x 1 1/4" x 15"	821210	\$195
Porcelain Baking Sheet	821228	\$140
Oven Rack	821218	\$175
Full-Extension Rack Guides	821718	\$545
Descaling Solution	820021	\$40
Descaling Solution (10)	823403	N/A



While Supplies Last

30" M Series Transitional Convection Steam Oven

MODEL	MSRP
CSO30TM/S/TH	\$5,595

SPECIFICATIONS

Overall Dimensions	29 7/8" W (759) x 17 7/8" H (454) x 21 1/2" D (546)
Interior Capacity	1.8 cu ft (51 L)
Interior Dimensions	17 7/8" W (454) x 11" H (280) x 15 3/4" D (400)
Power	3800 W
Shipping Weight	80 lbs (36 kg)

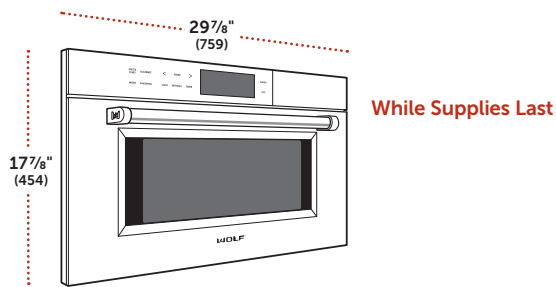
FEATURES

- Stainless steel
- Standard or flush inset installation
- 3/4" tubular handle
- Convection with 13 cooking modes
- 2 wire oven racks
- 1 perforated and 1 solid 17 3/4" x 1" x 15" pan
- Temperature probe

Accessories

DESCRIPTION	NUMBER	MSRP
Perforated Pan		
12 3/4" x 1 1/2" x 7"	819999	\$175
12 3/4" x 2 1/2" x 7"	820018	\$205
17 3/4" x 1 1/4" x 15"	821212	\$240
Solid Pan		
12 3/4" x 1 1/2" x 7"	820016	\$140
12 3/4" x 1 1/4" x 14"	827037	\$175
17 3/4" x 1 1/4" x 15"	821210	\$195
Porcelain Baking Sheet	821228	\$140
Oven Rack	821218	\$175
Full-Extension Rack Guides	821718	\$545
Descaling Solution	820021	\$40
Descaling Solution (10)	823403	N/A

Convection Steam Ovens



30" M Series Professional Convection Steam Oven

MODEL	MSRP
CSO30PM/S/PH	\$5,620

SPECIFICATIONS

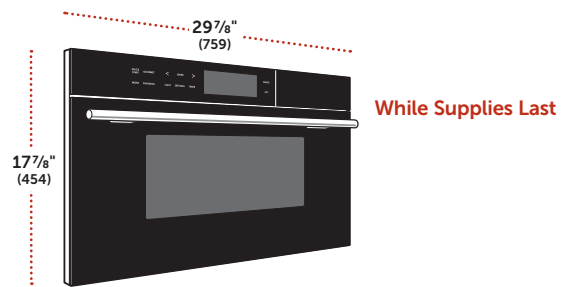
Overall Dimensions	29 7/8" W (759) x 17 7/8" H (454) x 21 1/2" D (546)
Interior Capacity	1.8 cu ft (51 L)
Interior Dimensions	17 7/8" W (454) x 11" H (280) x 15 3/4" D (400)
Power	3800 W
Shipping Weight	80 lbs (36 kg)

FEATURES

- Stainless steel
- Standard or flush inset installation
- Pro handle
- Convection with 13 cooking modes
- 2 wire oven racks
- 1 perforated and 1 solid 17 3/4" x 1" x 15" pan
- Temperature probe

Accessories

DESCRIPTION	NUMBER	MSRP
Perforated Pan		
12 3/4" x 1 1/2" x 7"	819999	\$175
12 3/4" x 2 1/2" x 7"	820018	\$205
17 3/4" x 1 1/4" x 15"	821212	\$240
Solid Pan		
12 3/4" x 1 1/2" x 7"	820016	\$140
12 3/4" x 1 1/4" x 14"	827037	\$175
17 3/4" x 1 1/4" x 15"	821210	\$195
Porcelain Baking Sheet	821228	\$140
Oven Rack	821218	\$175
Full-Extension Rack Guides	821718	\$545
Descaling Solution	820021	\$40
Descaling Solution (10)	823403	N/A



30" M Series Contemporary Convection Steam Oven

MODEL	MSRP
CSO30CM/B/TH	\$5,505

SPECIFICATIONS

Overall Dimensions	29 7/8" W (759) x 17 7/8" H (454) x 21 1/2" D (546)
Interior Capacity	1.8 cu ft (51 L)
Interior Dimensions	17 7/8" W (454) x 11" H (280) x 15 3/4" D (400)
Power	3800 W
Shipping Weight	80 lbs (36 kg)

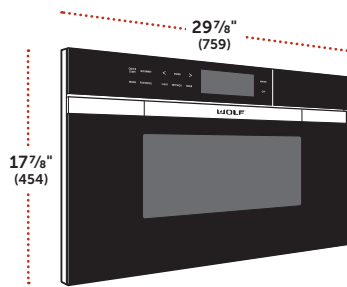
FEATURES

- Black glass
- Standard or flush inset installation
- 3/4" tubular handle
- Convection with 13 cooking modes
- 2 wire oven racks
- 1 perforated and 1 solid 17 3/4" x 1" x 15" pan
- Temperature probe

Accessories

DESCRIPTION	NUMBER	MSRP
Perforated Pan		
12 3/4" x 1 1/2" x 7"	819999	\$175
12 3/4" x 2 1/2" x 7"	820018	\$205
17 3/4" x 1 1/4" x 15"	821212	\$240
Solid Pan		
12 3/4" x 1 1/2" x 7"	820016	\$140
12 3/4" x 1 1/4" x 14"	827037	\$175
17 3/4" x 1 1/4" x 15"	821210	\$195
Porcelain Baking Sheet	821228	\$140
Oven Rack	821218	\$175
Full-Extension Rack Guides	821718	\$545
Descaling Solution	820021	\$40
Descaling Solution (10)	823403	N/A

Convection Steam Ovens



While Supplies Last

30" M Series Contemporary Convection Steam Oven with Retractable Handle

MODEL	MSRP
CSO30CM/B	\$5,735

SPECIFICATIONS

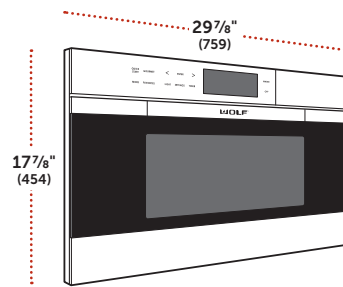
Overall Dimensions	29 7/8"W (759) x 17 7/8"H (454) x 21 1/2"D (546)
Interior Capacity	1.8 cu ft (51 L)
Interior Dimensions	17 7/8"W (454) x 11"H (280) x 15 3/4"D (400)
Power	3800 W
Shipping Weight	80 lbs (36 kg)

FEATURES

- Black glass
- Standard or flush inset installation
- Retractable handle
- Convection with 13 cooking modes
- 2 wire oven racks
- 1 perforated and 1 solid 17 3/4" x 1" x 15" pan
- Temperature probe

Accessories

DESCRIPTION	NUMBER	MSRP
Perforated Pan		
12 3/4" x 1 1/2" x 7"	819999	\$175
12 3/4" x 2 1/2" x 7"	820018	\$205
17 3/4" x 1 1/4" x 15"	821212	\$240
Solid Pan		
12 3/4" x 1 1/2" x 7"	820016	\$140
12 3/4" x 1 1/4" x 14"	827037	\$175
17 3/4" x 1 1/4" x 15"	821210	\$195
Porcelain Baking Sheet	821228	\$140
Oven Rack	821218	\$175
Full-Extension Rack Guides	821718	\$545
Descaling Solution	820021	\$40
Descaling Solution (10)	823403	N/A



While Supplies Last

30" M Series Contemporary Stainless Steel Convection Steam Oven with Retractable Handle

MODEL	MSRP
CSO30CM/S	\$5,825

SPECIFICATIONS

Overall Dimensions	29 7/8"W (759) x 17 7/8"H (454) x 21 1/2"D (546)
Interior Capacity	1.8 cu ft (51 L)
Interior Dimensions	17 7/8"W (454) x 11"H (280) x 15 3/4"D (400)
Power	3800 W
Shipping Weight	80 lbs (36 kg)

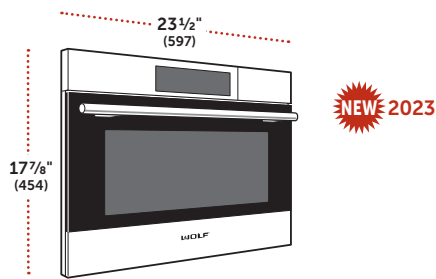
FEATURES

- Stainless steel
- Standard or flush inset installation
- Retractable handle
- Convection with 13 cooking modes
- 2 wire oven racks
- 1 perforated and 1 solid 17 3/4" x 1" x 15" pan
- Temperature probe

Accessories

DESCRIPTION	NUMBER	MSRP
Perforated Pan		
12 3/4" x 1 1/2" x 7"	819999	\$175
12 3/4" x 2 1/2" x 7"	820018	\$205
17 3/4" x 1 1/4" x 15"	821212	\$240
Solid Pan		
12 3/4" x 1 1/2" x 7"	820016	\$140
12 3/4" x 1 1/4" x 14"	827037	\$175
17 3/4" x 1 1/4" x 15"	821210	\$195
Porcelain Baking Sheet	821228	\$140
Oven Rack	821218	\$175
Full-Extension Rack Guides	821718	\$545
Descaling Solution	820021	\$40
Descaling Solution (10)	823403	N/A

Convection Steam Ovens



24" E Series Transitional Convection Steam Oven

MODEL	MSRP
CSO2450TE/S/T	\$5,845
CSOP2450TE/S/T (Plumbed)	\$6,445

SPECIFICATIONS

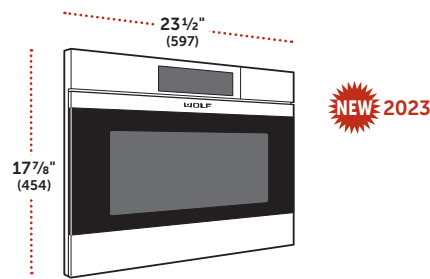
Overall Dimensions	23½"W (597) x 17⅞"H (454) x 22½"D (572)
Interior Capacity	1.7 cu ft (47 L)
Interior Dimensions	17½"W (445) x 10¾"H (273) x 15⅝"D (384)
Power	3800 W
Shipping Weight	97 lbs (44 kg)

FEATURES

- Plumbed and non-plumbed option
- Stainless steel
- Standard or flush inset installation
- ¾" tubular handle
- Single convection with 11 standard cooking modes, plus Gourmet and Gourmet+
- Large full-color touchscreen
- Save up to 50 favorite recipe presets
- 3 full-extension rack positions and one standard position
- 1 standard rack, 1 perforated pan, 1 solid pan, 1 broiler pan with rack
- Temperature probe

Accessories

DESCRIPTION	NUMBER	MSRP
Perforated Pan		
12¾" x 1½" x 7"	819999	\$175
17¾" x 1¼" x 15"	830384	\$240
Solid Pan		
12¾" x 1½" x 7"	820016	\$140
17¾" x 1¼" x 15"	830387	\$195
Wire Oven Rack	830394	\$175
Broiler Rack	830389	\$85
Porcelain Broiler Pan	830390	\$140
Temperature Probe	830400	\$115
Descaling Solution	820021	\$40
Descaling Solution (10)	823403	N/A
Handle		
Pro Handle	826668	\$205



24" M Series Contemporary Stainless Steel Handleless Convection Steam Oven

MODEL	MSRP
CSO2450CM/S	\$6,345
CSOP2450CM/S (Plumbed)	\$6,945

SPECIFICATIONS

Overall Dimensions	23½"W (597) x 17⅞"H (454) x 22½"D (572)
Interior Capacity	1.7 cu ft (47 L)
Interior Dimensions	17½"W (445) x 10¾"H (273) x 15⅝"D (384)
Power	3800 W
Shipping Weight	99 lbs (45 kg)

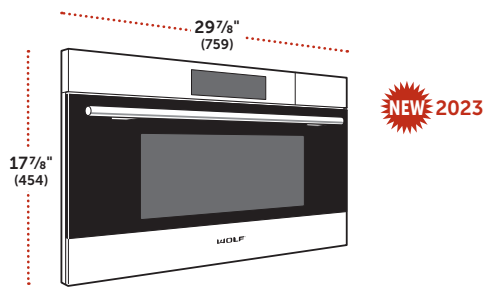
FEATURES

- Plumbed and non-plumbed option
- Stainless steel
- Standard or flush inset installation
- Contemporary, handleless design
- Single convection with 11 standard cooking modes, plus Gourmet and Gourmet+
- Large full-color touchscreen
- Save up to 50 favorite recipe presets
- 3 full-extension rack positions and one standard position
- 1 standard rack, 1 perforated pan, 1 solid pan, 1 broiler pan with rack
- Temperature probe

Accessories

DESCRIPTION	NUMBER	MSRP
Perforated Pan		
12¾" x 1½" x 7"	819999	\$175
17¾" x 1¼" x 15"	830384	\$240
Solid Pan		
12¾" x 1½" x 7"	820016	\$140
17¾" x 1¼" x 15"	830387	\$195
Wire Oven Rack	830394	\$175
Broiler Rack	830389	\$85
Porcelain Broiler Pan	830390	\$140
Temperature Probe	830400	\$115
Descaling Solution	820021	\$40
Descaling Solution (10)	823403	N/A

Convection Steam Ovens



30" E Series Transitional Convection Steam Oven

MODEL	MSRP
CSO3050TE/S/T	\$7,445
CSOP3050TE/S/T (Plumbed)	\$8,045

SPECIFICATIONS

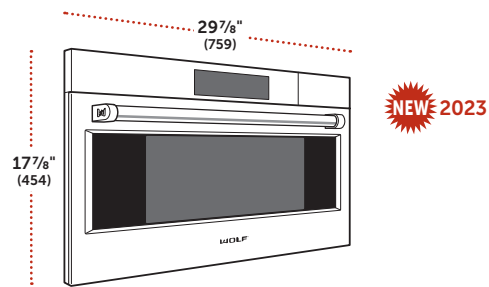
Overall Dimensions	29 7/8" W (759) x 17 7/8" H (454) x 22 1/2" D (572)
Interior Capacity	2.4 cu ft (68 L)
Interior Dimensions	25 1/4" W (641) x 10 3/4" H (273) x 15 1/8" D (384)
Power	3800 W
Shipping Weight	127 lbs (58 kg)

FEATURES

- Plumbed and non-plumbed option
- Stainless steel
- Standard or flush inset installation
- 3/4" tubular handle
- Dual convection with 11 standard cooking modes, plus Gourmet and Gourmet+
- Large full-color touchscreen
- Save up to 50 favorite recipe presets
- 3 full-extension rack positions and one standard position
- 1 standard rack, 1 perforated pan, 1 solid pan, 1 broiler pan with rack
- Temperature probe

Accessories

DESCRIPTION	NUMBER	MSRP
Perforated Pan		
12 3/4" x 1 1/2" x 7"	819999	\$175
24 3/4" x 1 3/8" x 14 1/2"	830385	\$300
Solid Pan		
12 3/4" x 1 1/2" x 7"	820016	\$140
24 3/4" x 1 3/8" x 14 1/2"	830388	\$245
Wire Oven Rack	830395	\$220
Broiler Rack	830391	\$110
Porcelain Broiler Pan	830392	\$205
Temperature Probe	830400	\$115
Descaling Solution	820021	\$40
Descaling Solution (10)	823403	N/A



30" E Series Professional Convection Steam Oven

MODEL	MSRP
CSO3050PE/S/P	\$7,445
CSOP3050PE/S/P (Plumbed)	\$8,045

SPECIFICATIONS

Overall Dimensions	29 7/8" W (759) x 17 7/8" H (454) x 22 1/2" D (572)
Interior Capacity	2.4 cu ft (68 L)
Interior Dimensions	25 1/4" W (641) x 10 3/4" H (273) x 15 1/8" D (384)
Power	3800 W
Shipping Weight	129 lbs (59 kg)

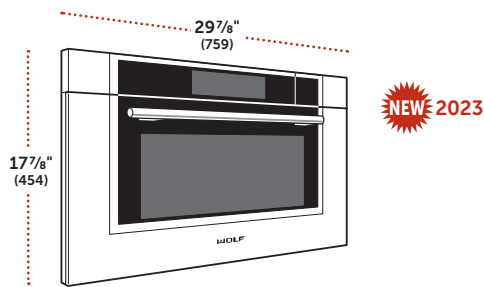
FEATURES

- Plumbed and non-plumbed option
- Stainless steel
- Standard or flush inset installation
- Pro handle
- Dual convection with 11 standard cooking modes, plus Gourmet and Gourmet+
- Large full-color touchscreen
- Save up to 50 favorite recipe presets
- 3 full-extension rack positions and one standard position
- 1 standard rack, 1 perforated pan, 1 solid pan, 1 broiler pan with rack
- Temperature probe

Accessories

DESCRIPTION	NUMBER	MSRP
Perforated Pan		
12 3/4" x 1 1/2" x 7"	819999	\$175
24 3/4" x 1 3/8" x 14 1/2"	830385	\$300
Solid Pan		
12 3/4" x 1 1/2" x 7"	820016	\$140
24 3/4" x 1 3/8" x 14 1/2"	830388	\$245
Wire Oven Rack	830395	\$220
Broiler Rack	830391	\$110
Porcelain Broiler Pan	830392	\$205
Temperature Probe	830400	\$115
Descaling Solution	820021	\$40
Descaling Solution (10)	823403	N/A

Convection Steam Ovens



30" M Series Transitional Convection Steam Oven

MODEL	MSRP
CSO3050TM/S/T	\$7,445
CSOP3050TM/S/T (Plumbed)	\$8,045

SPECIFICATIONS

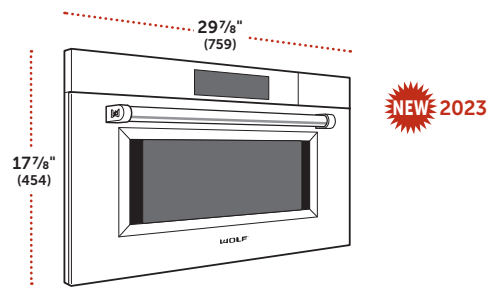
Overall Dimensions	29 7/8" W (759) x 17 7/8" H (454) x 22 1/2" D (572)
Interior Capacity	2.4 cu ft (68 L)
Interior Dimensions	25 1/4" W (641) x 10 3/4" H (273) x 15 1/8" D (384)
Power	3800 W
Shipping Weight	126 lbs (57 kg)

FEATURES

- Plumbed and non-plumbed option
- Stainless steel
- Standard or flush inset installation
- 3/4" tubular handle
- Dual convection with 11 standard cooking modes, plus Gourmet and Gourmet+
- Large full-color touchscreen
- Save up to 50 favorite recipe presets
- 3 full-extension rack positions and one standard position
- 1 standard rack, 1 perforated pan, 1 solid pan, 1 broiler pan with rack
- Temperature probe

Accessories

DESCRIPTION	NUMBER	MSRP
Perforated Pan		
12 3/4" x 1 1/2" x 7"	819999	\$175
24 3/4" x 1 3/8" x 14 1/2"	830385	\$300
Solid Pan		
12 3/4" x 1 1/2" x 7"	820016	\$140
24 3/4" x 1 3/8" x 14 1/2"	830388	\$245
Wire Oven Rack	830395	\$220
Broiler Rack	830391	\$110
Porcelain Broiler Pan	830392	\$205
Temperature Probe	830400	\$115
Descaling Solution	820021	\$40
Descaling Solution (10)	823403	N/A



30" M Series Professional Convection Steam Oven

MODEL	MSRP
CSO3050PM/S/P	\$7,445
CSOP3050PM/S/P (Plumbed)	\$8,045

SPECIFICATIONS

Overall Dimensions	29 7/8" W (759) x 17 7/8" H (454) x 22 1/2" D (572)
Interior Capacity	2.4 cu ft (68 L)
Interior Dimensions	25 1/4" W (641) x 10 3/4" H (273) x 15 1/8" D (384)
Power	3800 W
Shipping Weight	129 lbs (59 kg)

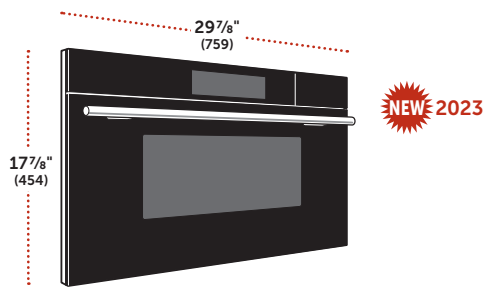
FEATURES

- Plumbed and non-plumbed option
- Stainless steel
- Standard or flush inset installation
- Pro handle
- Dual convection with 11 standard cooking modes, plus Gourmet and Gourmet+
- Large full-color touchscreen
- Save up to 50 favorite recipe presets
- 3 full-extension rack positions and one standard position
- 1 standard rack, 1 perforated pan, 1 solid pan, 1 broiler pan with rack
- Temperature probe

Accessories

DESCRIPTION	NUMBER	MSRP
Perforated Pan		
12 3/4" x 1 1/2" x 7"	819999	\$175
24 3/4" x 1 3/8" x 14 1/2"	830385	\$300
Solid Pan		
12 3/4" x 1 1/2" x 7"	820016	\$140
24 3/4" x 1 3/8" x 14 1/2"	830388	\$245
Wire Oven Rack	830395	\$220
Broiler Rack	830391	\$110
Porcelain Broiler Pan	830392	\$205
Temperature Probe	830400	\$115
Descaling Solution	820021	\$40
Descaling Solution (10)	823403	N/A

Convection Steam Ovens



30" M Series Contemporary Convection Steam Oven

MODEL	MSRP
CSO3050CM/B/T	\$7,445
CSOP3050CM/B/T (Plumbed)	\$8,045

SPECIFICATIONS

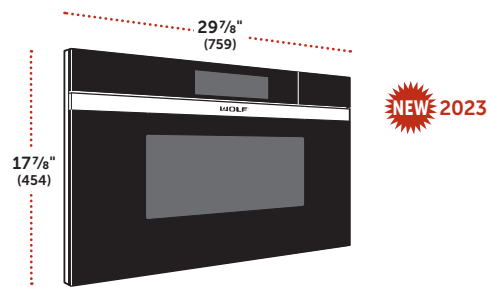
Overall Dimensions	29 7/8" W (759) x 17 7/8" H (454) x 22 1/2" D (572)
Interior Capacity	2.4 cu ft (68 L)
Interior Dimensions	25 1/4" W (641) x 10 3/4" H (273) x 15 1/8" D (384)
Power	3800 W
Shipping Weight	125 lbs (57 kg)

FEATURES

- Plumbed and non-plumbed option
- Black glass
- Standard or flush inset installation
- 3/4" tubular handle
- Dual convection with 11 standard cooking modes, plus Gourmet and Gourmet+
- Large full-color touchscreen
- Save up to 50 favorite recipe presets
- 3 full-extension rack positions and one standard position
- 1 standard rack, 1 perforated pan, 1 solid pan, 1 broiler pan with rack
- Temperature probe

Accessories

DESCRIPTION	NUMBER	MSRP
Perforated Pan		
12 3/4" x 1 1/2" x 7"	819999	\$175
24 3/4" x 1 3/8" x 14 1/2"	830385	\$300
Solid Pan		
12 3/4" x 1 1/2" x 7"	820016	\$140
24 3/4" x 1 3/8" x 14 1/2"	830388	\$245
Wire Oven Rack	830395	\$220
Broiler Rack	830391	\$110
Porcelain Broiler Pan	830392	\$205
Temperature Probe	830400	\$115
Descaling Solution	820021	\$40
Descaling Solution (10)	823403	N/A



30" M Series Contemporary Handleless Convection Steam Oven

MODEL	MSRP
CSO3050CM/B	\$7,945
CSOP3050CM/B (Plumbed)	\$8,545

SPECIFICATIONS

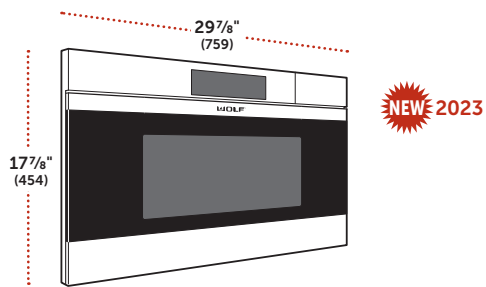
Overall Dimensions	29 7/8" W (759) x 17 7/8" H (454) x 22 1/2" D (572)
Interior Capacity	2.4 cu ft (68 L)
Interior Dimensions	25 1/4" W (641) x 10 3/4" H (273) x 15 1/8" D (384)
Power	3800 W
Shipping Weight	123 lbs (56 kg)

FEATURES

- Plumbed and non-plumbed option
- Black glass
- Standard or flush inset installation
- Contemporary, handleless design
- Dual convection with 11 standard cooking modes, plus Gourmet and Gourmet+
- Large full-color touchscreen
- Save up to 50 favorite recipe presets
- 3 full-extension rack positions and one standard position
- 1 standard rack, 1 perforated pan, 1 solid pan, 1 broiler pan with rack
- Temperature probe

Accessories

DESCRIPTION	NUMBER	MSRP
Perforated Pan		
12 3/4" x 1 1/2" x 7"	819999	\$175
24 3/4" x 1 3/8" x 14 1/2"	830385	\$300
Solid Pan		
12 3/4" x 1 1/2" x 7"	820016	\$140
24 3/4" x 1 3/8" x 14 1/2"	830388	\$245
Wire Oven Rack	830395	\$220
Broiler Rack	830391	\$110
Porcelain Broiler Pan	830392	\$205
Temperature Probe	830400	\$115
Descaling Solution	820021	\$40
Descaling Solution (10)	823403	N/A



30" M Series Contemporary Stainless Steel Handleless Convection Steam Oven

MODEL	MSRP
CSO3050CM/S	\$7,945
CSOP3050CM/S (Plumbed)	\$8,545

SPECIFICATIONS

Overall Dimensions	29 7/8" W (759) x 17 7/8" H (454) x 22 1/2" D (572)
Interior Capacity	2.4 cu ft (68 L)
Interior Dimensions	25 1/4" W (641) x 10 3/4" H (273) x 15 1/8" D (384)
Power	3800 W
Shipping Weight	125 lbs (57 kg)

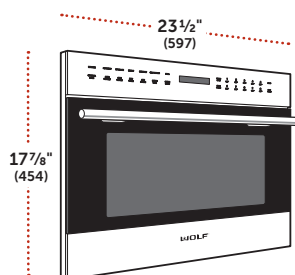
FEATURES

- Plumbed and non-plumbed option
- Stainless steel
- Standard or flush inset installation
- Contemporary, handleless design
- Dual convection with 11 standard cooking modes, plus Gourmet and Gourmet+
- Large full-color touchscreen
- Save up to 50 favorite recipe presets
- 3 full-extension rack positions and one standard position
- 1 standard rack, 1 perforated pan, 1 solid pan, 1 broiler pan with rack
- Temperature probe

Accessories

DESCRIPTION	NUMBER	MSRP
Perforated Pan		
12 3/4" x 1 1/2" x 7"	819999	\$175
24 3/4" x 1 3/8" x 14 1/2"	830385	\$300
Solid Pan		
12 3/4" x 1 1/2" x 7"	820016	\$140
24 3/4" x 1 3/8" x 14 1/2"	830388	\$245
Wire Oven Rack	830395	\$220
Broiler Rack	830391	\$110
Porcelain Broiler Pan	830392	\$205
Temperature Probe	830400	\$115
Descaling Solution	820021	\$40
Descaling Solution (10)	823403	N/A

Convection Speed Ovens



24" E Series Transitional Speed Oven

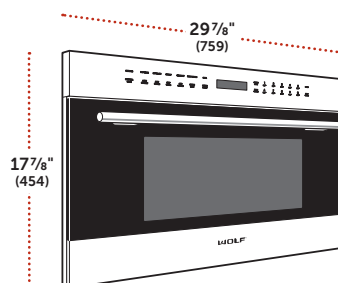
MODEL	MSRP
SPO24TE/S/TH	\$2,745

SPECIFICATIONS

Overall Dimensions	23 1/2"W (597) x 17 7/8"H (454) x 21 1/2"D (546)
Interior Capacity	1.6 cu ft (46 L)
Interior Dimensions	17 3/4"W (451) x 9 1/8"H (232) x 17"D (432)
Shipping Weight	105 lbs (48 kg)

FEATURES

- Stainless steel interior
- Dual broil 750 W (1500 W total)
- LED lit interior
- Convection
- Standard or flush inset installation
- Designed to match Wolf ovens



30" E Series Transitional Speed Oven

MODEL	MSRP
SPO30TE/S/TH	\$2,980

SPECIFICATIONS

Overall Dimensions	29 7/8"W (759) x 17 7/8"H (454) x 21 1/2"D (546)
Interior Capacity	1.6 cu ft (46 L)
Interior Dimensions	17 3/4"W (451) x 9 1/8"H (232) x 17"D (432)
Shipping Weight	105 lbs (48 kg)

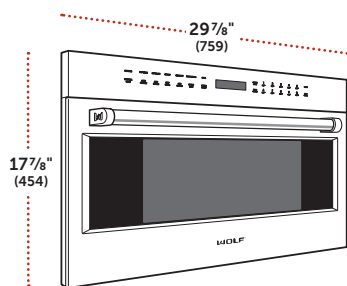
FEATURES

- Stainless steel interior
- Dual broil 750 W (1500 W total)
- LED lit interior
- Convection
- Standard or flush inset installation
- Designed to match Wolf ovens

Accessories

DESCRIPTION	NUMBER	MSRP
Handle		
Pro Handle	826668	\$205
Edge Trim Kit		
24" (610) Black	827256	\$65

Convection Speed Ovens



30" E Series Professional Speed Oven

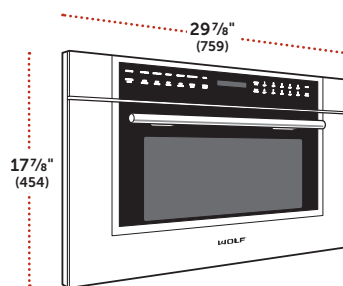
MODEL	MSRP
SPO30PE/S/PH	\$3,095

SPECIFICATIONS

Overall Dimensions	29 ⁷ / ₈ "W (759) x 17 ⁷ / ₈ "H (454) x 21 ¹ / ₂ "D (546)
Interior Capacity	1.6 cu ft (46 L)
Interior Dimensions	17 ³ / ₄ "W (451) x 9 ¹ / ₈ "H (232) x 17"D (432)
Shipping Weight	105 lbs (48 kg)

FEATURES

- Stainless steel interior
- Dual broil 750 W (1500 W total)
- LED lit interior
- Convection
- Standard or flush inset installation
- Designed to match Wolf ovens



30" M Series Transitional Speed Oven

MODEL	MSRP
SPO30TM/S/TH	\$2,995

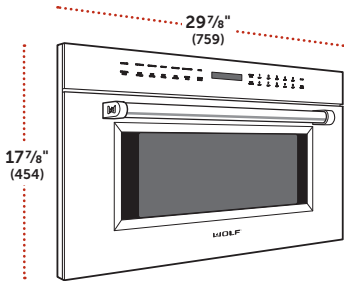
SPECIFICATIONS

Overall Dimensions	29 ⁷ / ₈ "W (759) x 17 ⁷ / ₈ "H (454) x 21 ¹ / ₂ "D (546)
Interior Capacity	1.6 cu ft (46 L)
Interior Dimensions	17 ³ / ₄ "W (451) x 9 ¹ / ₈ "H (232) x 17"D (432)
Shipping Weight	105 lbs (48 kg)

FEATURES

- Stainless steel interior
- Dual broil 750 W (1500 W total)
- LED lit interior
- Convection
- Standard or flush inset installation
- Designed to match Wolf ovens

Convection Speed Ovens

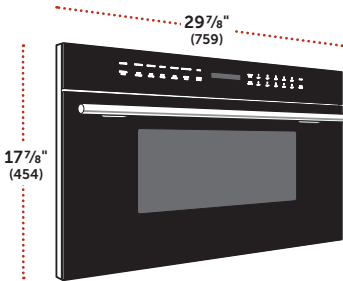


30" M Series Professional Speed Oven

MODEL	MSRP
SPO30PM/S/PH	\$3,110

SPECIFICATIONS	
Overall Dimensions	29 7/8"W (759) x 17 7/8"H (454) x 21 1/2"D (546)
Interior Capacity	1.6 cu ft (46 L)
Interior Dimensions	17 3/4"W (451) x 9 1/8"H (232) x 17"D (432)
Shipping Weight	105 lbs (48 kg)

FEATURES
<ul style="list-style-type: none">- Stainless steel interior- Dual broil 750 W (1500 W total)- LED lit interior- Convection- Standard or flush inset installation- Designed to match Wolf ovens



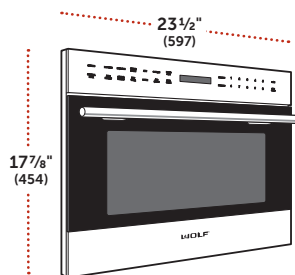
30" M Series Contemporary Speed Oven

MODEL	MSRP
SPO30CM/B/TH	\$2,880

SPECIFICATIONS	
Overall Dimensions	29 7/8"W (759) x 17 7/8"H (454) x 21 1/2"D (546)
Interior Capacity	1.6 cu ft (46 L)
Interior Dimensions	17 3/4"W (451) x 9 1/8"H (232) x 17"D (432)
Shipping Weight	105 lbs (48 kg)

FEATURES
<ul style="list-style-type: none">- Stainless steel interior- Dual broil 750 W (1500 W total)- LED lit interior- Convection- Standard or flush inset installation- Designed to match Wolf ovens

Microwave Ovens



24" E Series Transitional Drop-Down Door Microwave Oven

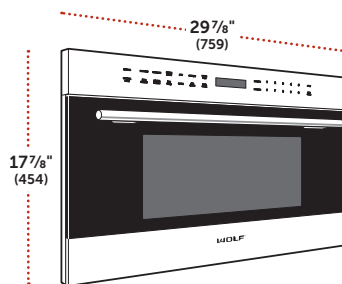
MODEL	MSRP
MDD24TE/S/TH	\$2,215

SPECIFICATIONS

Overall Dimensions	23 1/2"W (597) x 17 7/8"H (454) x 20"D (508)
Interior Capacity	1.6 cu ft (45 L)
Interior Dimensions	17 3/4"W (451) x 9 1/8"H (232) x 17"D (432)
Power	900 W
Shipping Weight	80 lbs (36 kg)

FEATURES

- 9 cooking modes
- Standard or flush inset installation
- Designed to match Wolf ovens



30" E Series Transitional Drop-Down Door Microwave Oven

MODEL	MSRP
MDD30TE/S/TH	\$2,450

SPECIFICATIONS

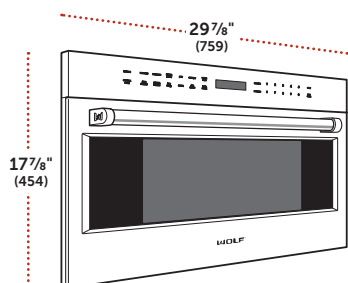
Overall Dimensions	29 7/8"W (759) x 17 7/8"H (454) x 20"D (508)
Interior Capacity	1.6 cu ft (45 L)
Interior Dimensions	17 3/4"W (451) x 9 1/8"H (232) x 17"D (432)
Power	900 W
Shipping Weight	80 lbs (36 kg)

FEATURES

- 9 cooking modes
- Standard or flush inset installation
- Designed to match Wolf ovens

Accessories

DESCRIPTION	NUMBER	MSRP
Handle		
Pro Handle	826668	\$205
Edge Trim Kit		
24" (610) Black	827256	\$65



30" E Series Professional Drop-Down Door Microwave Oven

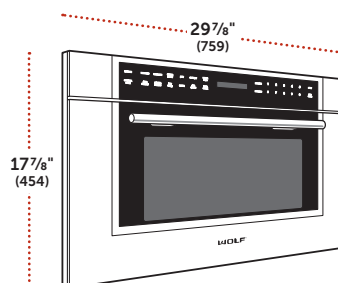
MODEL	MSRP
MDD30PE/S/PH	\$2,565

SPECIFICATIONS

Overall Dimensions	29 ⁷ / ₈ "W (759) x 17 ⁷ / ₈ "H (454) x 20"D (508)
Interior Capacity	1.6 cu ft (45 L)
Interior Dimensions	17 ³ / ₄ "W (451) x 9 ¹ / ₈ "H (232) x 17"D (432)
Power	900 W
Shipping Weight	80 lbs (36 kg)

FEATURES

- 9 cooking modes
- Standard or flush inset installation
- Designed to match Wolf ovens



30" M Series Transitional Drop-Down Door Microwave Oven

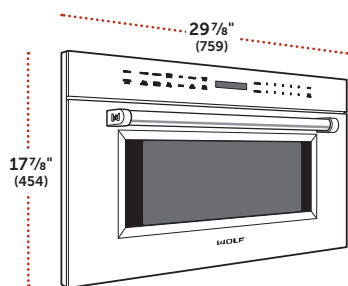
MODEL	MSRP
MDD30TM/S/TH	\$2,465

SPECIFICATIONS

Overall Dimensions	29 ⁷ / ₈ "W (759) x 17 ⁷ / ₈ "H (454) x 20"D (508)
Interior Capacity	1.6 cu ft (45 L)
Interior Dimensions	17 ³ / ₄ "W (451) x 9 ¹ / ₈ "H (232) x 17"D (432)
Power	900 W
Shipping Weight	80 lbs (36 kg)

FEATURES

- 9 cooking modes
- Standard or flush inset installation
- Designed to match Wolf ovens



30" M Series Professional Drop-Down Door Microwave Oven

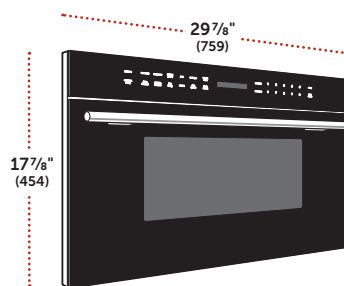
MODEL	MSRP
MDD30PM/S/PH	\$2,580

SPECIFICATIONS

Overall Dimensions	29 7/8" W (759) x 17 7/8" H (454) x 20" D (508)
Interior Capacity	1.6 cu ft (45 L)
Interior Dimensions	17 3/4" W (451) x 9 1/8" H (232) x 17" D (432)
Power	900 W
Shipping Weight	80 lbs (36 kg)

FEATURES

- 9 cooking modes
- Standard or flush inset installation
- Designed to match Wolf ovens



30" M Series Contemporary Drop-Down Door Microwave Oven

MODEL	MSRP
MDD30CM/B/TH	\$2,350

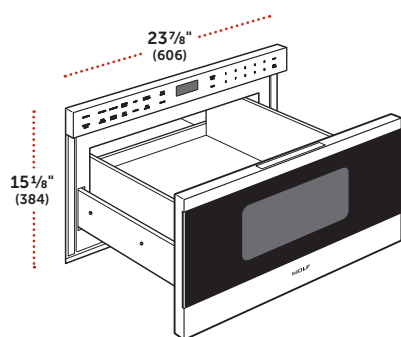
SPECIFICATIONS

Overall Dimensions	29 7/8" W (759) x 17 7/8" H (454) x 20" D (508)
Interior Capacity	1.6 cu ft (45 L)
Interior Dimensions	17 3/4" W (451) x 9 1/8" H (232) x 17" D (432)
Power	900 W
Shipping Weight	80 lbs (36 kg)

FEATURES

- 9 cooking modes
- Standard or flush inset installation
- Designed to match Wolf ovens

Microwave Ovens



24" Transitional Drawer Microwave Oven

MODEL	MSRP
MD24TE/S	\$2,295

SPECIFICATIONS

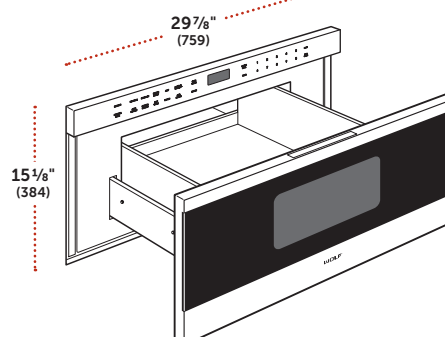
Overall Dimensions	23 7/8"W (606) x 15 1/8"H (384) x 21 7/8"D (556)
Interior Capacity	1.2 cu ft (34 L)
Interior Dimensions	17 5/16"W (440) x 7 1/8"H (181) x 16 9/16"D (421)
Power	950 W
Shipping Weight	91 lbs (41 kg)

FEATURES

- Stainless steel
- Standard or flush inset installation

Accessories

DESCRIPTION	NUMBER	MSRP
Flush Inset Vent	822113	\$50



30" Transitional Drawer Microwave Oven

MODEL	MSRP
MD30TE/S	\$2,350

SPECIFICATIONS

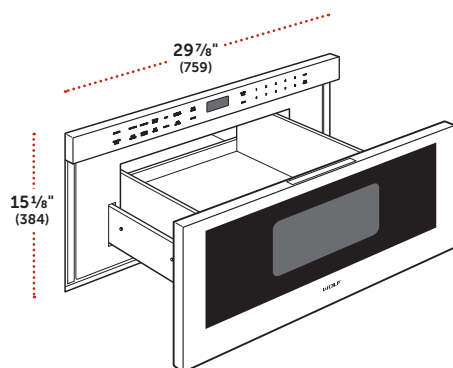
Overall Dimensions	29 7/8"W (759) x 15 1/8"H (384) x 21 7/8"D (556)
Interior Capacity	1.2 cu ft (34 L)
Interior Dimensions	17 5/16"W (440) x 7 1/8"H (181) x 16 9/16"D (421)
Power	950 W
Shipping Weight	96 lbs (44 kg)

FEATURES

- Stainless steel
- Standard or flush inset installation

Accessories

DESCRIPTION	NUMBER	MSRP
Flush Inset Vent	822114	\$50



30" Professional Drawer Microwave Oven

MODEL	MSRP
MD30PE/S	\$2,350

SPECIFICATIONS

Overall Dimensions	29 7/8" W (759) x 15 1/8" H (384) x 21 7/8" D (556)
Interior Capacity	1.2 cu ft (34 L)
Interior Dimensions	17 5/16" W (440) x 7 1/8" H (181) x 16 9/16" D (421)
Power	950 W
Shipping Weight	96 lbs (44 kg)

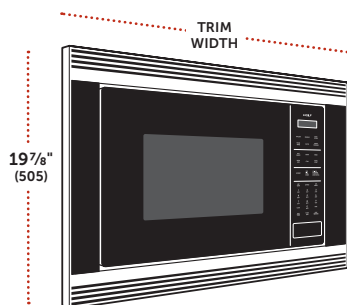
FEATURES

- Stainless steel
- Standard or flush inset installation

Accessories

DESCRIPTION	NUMBER	MSRP
Flush Inset Vent	822114	\$50

Microwave Ovens



24" Convection Microwave Oven

MODEL	MSRP
MC24	\$1,215

SPECIFICATIONS

Freestanding Dims	24 3/4"W (629) x 14 7/8"H (378) x 20 1/8"D (511)
Interior Capacity	1.5 cu ft (42 L)
Interior Dimensions	16 1/8"W (410) x 9 5/8"H (244) x 16 1/8"D (410)
Power	900 W
Shipping Weight	68 lbs (31 kg)

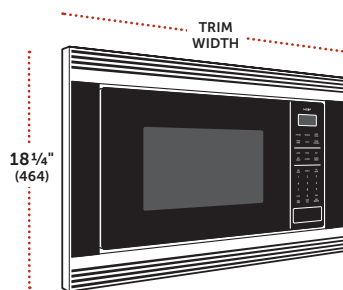
FEATURES

- Built-in with trim or freestanding
- Stainless steel trim to match Wolf ovens
- Convection with 3 cooking modes

Trim Kits

DESCRIPTION	NUMBER	MSRP
M Series Contemporary Trim		
30" (762) Black Glass	824643	\$510
30" (762) Stainless Steel*	829306	\$510
M Series Stainless Steel Trim		
30" (762) Transitional*	827869	\$510
30" (762) Professional*	827869	\$510
E Series Trim		
27" (686) Black	820037	\$480
27" (686) Stainless	809960	\$480
30" (762) Transitional*	829306	\$510
30" (762) Professional*	827869	\$510

*Trims kits will support both E Series and M Series applications as listed.



24" Standard Microwave Oven

MODEL	MSRP
MS24	\$940

SPECIFICATIONS

Freestanding Dims	24"W (610) x 13 3/8"H (340) x 19 1/8"D (486)
Interior Capacity	2.0 cu ft (57 L)
Interior Dimensions	17 3/8"W (441) x 10 1/2"H (267) x 18 5/8"D (473)
Power	1200 W
Shipping Weight	50 lbs (23 kg)

FEATURES

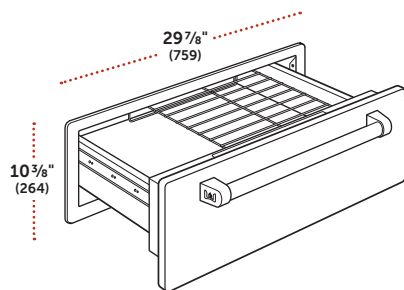
- Built-in with trim or freestanding
- Stainless steel trim to match Wolf ovens

Trim Kits

DESCRIPTION	NUMBER	MSRP
M Series Contemporary Trim		
30" (762) Black Glass	824642	\$510
30" (762) Stainless Steel*	829310	\$510
M Series Stainless Steel Trim		
30" (762) Transitional*	827870	\$510
30" (762) Professional*	827870	\$510
E Series Trim		
27" (686) Black	820036	\$480
27" (686) Stainless	809959	\$480
30" (762) Transitional*	829310	\$510
30" (762) Professional*	827870	\$510

*Trims kits will support both E Series and M Series applications as listed.

Warming Drawers



30" Warming Drawer

MODEL	MSRP
WWD30	\$2,445

SPECIFICATIONS

Overall Dimensions	29 7/8"W (759) x 10 3/8"H (264) x 22 3/4"D (578)
Interior Capacity	1.6 cu ft (45 L)
Interior Dimensions	25"W (635) x 6"H (152) x 18"D (457)
Power	850 W
Shipping Weight	100 lbs (45 kg)

FEATURES

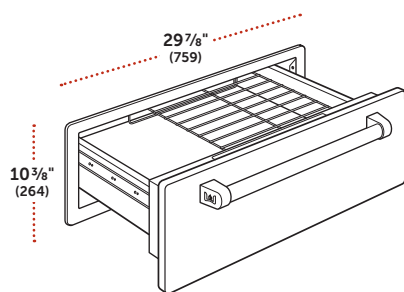
- Stainless steel
- Drawer fronts to match Wolf ovens (drawer front required)
- Drawer fronts to match sealed burner rangetop

Accessories

DESCRIPTION	NUMBER	MSRP
M Series Drawer Fronts		
30" Transitional	823278	\$510
30" Professional	823279	\$510
30" Contemporary Black	823277	\$510
30" Contemporary Stainless	826754	\$510
M Series Handles		
Transitional	826011	\$205
Professional	826012	\$205
Contemporary	826544	\$205
E Series Drawer Fronts		
30" Transitional	829839	\$510
30" Professional	829837	\$510
E Series Handles		
Transitional	829298	\$205
Professional	829299	\$205
Integrated Drawer Front		
Integrated Drawer Front	808152	\$85
2" Thick Pro Drawer Fronts*		
30" Professional	812601	\$520
36" Professional	812602	\$520
6-pc Container Set	808529	\$485

*2" (51) thick panel to match depth of sealed burner rangetop.

Warming Drawers



30" Outdoor Warming Drawer

MODEL	MSRP
WWD30O	\$2,445

SPECIFICATIONS

Overall Dimensions	29 7/8"W (759) x 10 3/8"H (264) x 22 3/4"D (578)
Interior Capacity	1.6 cu ft (45 L)
Interior Dimensions	25"W (635) x 6"H (152) x 18"D (457)
Power	850 W
Shipping Weight	100 lbs (45 kg)

FEATURES

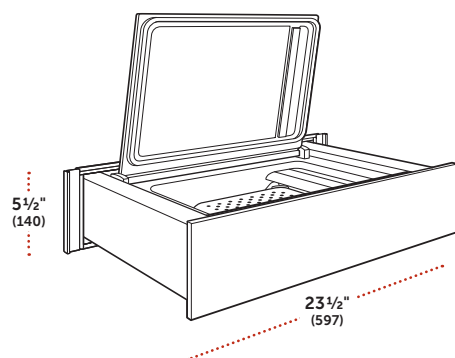
- Stainless steel
- Stainless steel drawer front required
- Drawer fronts match outdoor grills
- CSA approved for outdoor use

Accessories

DESCRIPTION	NUMBER	MSRP
Integrated Drawer Front		
Integrated Drawer Front	808152	\$85
2" (51) Thick Pro Drawer Fronts*		
30" Professional	812601	\$520
36" Professional	812602	\$520
Professional Handle	826012	\$205
6-pc Container Set	808529	\$485

*2" (51) thick panel to match depth of outdoor grill.

Vacuum Seal Drawer



24" Vacuum Seal Drawer

MODEL	MSRP
VS24	\$3,320

SPECIFICATIONS

Overall Dimensions	23 1/2"W (597) x 5 1/2"H (140) x 21"D (533)
Shipping Weight	72 lbs (33 kg)

FEATURES

- Chamber-style vacuum
- Handleless design
- Hidden controls
- 3 vacuum settings
- 3 heat-sealing levels
- 50 small and 50 large bags, wine stopper and accessory hose included
- Drawer fronts to match Wolf ovens (drawer front required)

Accessories

DESCRIPTION	NUMBER	MSRP
24" (610) Drawer Fronts		
Contemporary Black Glass	830000	\$130
Stainless Steel	830002	\$130
30" (762) Drawer Fronts		
Contemporary Black Glass	830001	\$180
Stainless Steel	830003	\$180
Integrated Drawer Front		
Front Panel Adapter	828801	\$50
Bags		
50 Small (7 1/4" x 10 7/8")	828071	\$35
50 Large (9 1/2" x 13 5/8")	828072	\$45
Wine Stopper (Set of 3)	827785	\$85

Cooktops

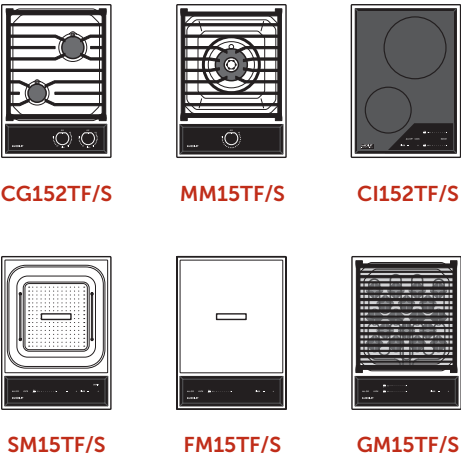
The sleek, streamlined designs of Wolf Cooktops are impressive, as are the control and precision they provide. Gas, electric, induction—whichever you choose, you will experience professional control from high to low temperatures. A Wolf Cooktop lets you cook with confidence and practically ensures delicious results.

MODEL NUMBER KEY

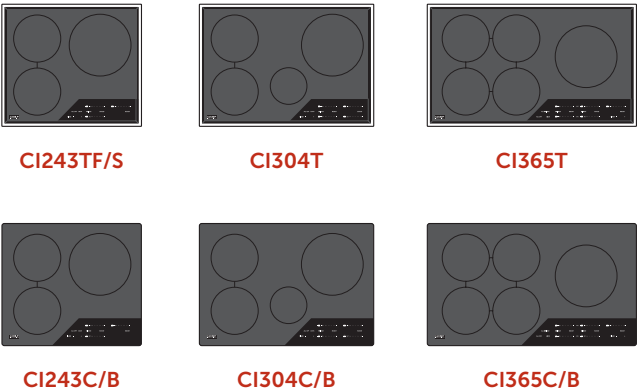
Induction Cooktop	CI
Electric Cooktop	CE
Gas Cooktop	CG
Multifunction Cooktop Module	MM
Steamer Module	SM
Fryer Module	FM
Grill Module	GM
Transitional	T
Transitional Pairing Frame*	TF
Professional	P
Contemporary	C
Stainless Steel	S
Black Glass	B
LP Gas	LP

*The Transitional Pairing Frame allows for coordinated side-by-side installation of modules and cooktops.


Module Cooktops



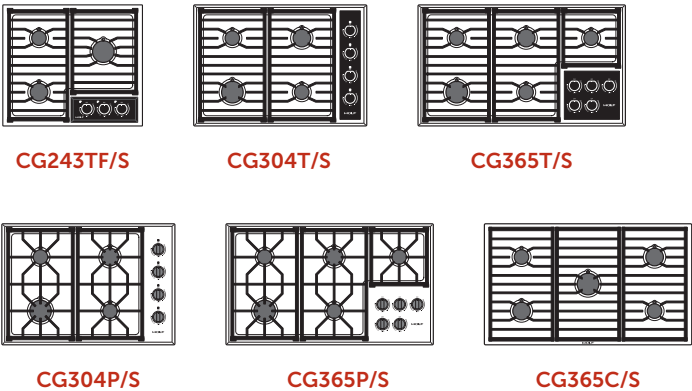
Induction Cooktops



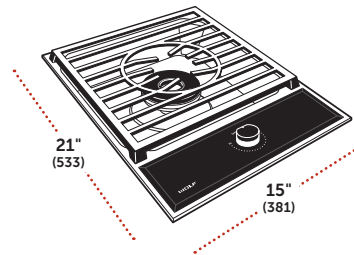
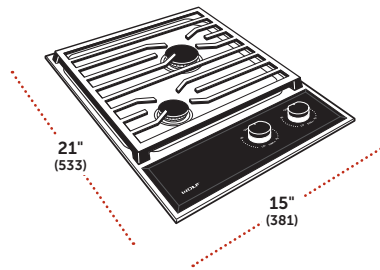
Electric Cooktops



Gas Cooktops



IMPORTANT NOTE: Only models displaying this symbol (◆) can be paired together.



15" Transitional Gas Cooktop

MODEL	MSRP
CG152TF/S ◆	\$1,330
CG152TF/S/LP ◆	\$1,330

Models with this symbol (◆) can be paired with cooktops and modules.

SPECIFICATIONS

Overall Dimensions	15"W (381) x 4"H (102) x 21"D (533)
Burner Rating	12,000 and 9,200 Btu
Shipping Weight	30 lbs (14 kg)

FEATURES

- Brushed stainless trim
- Frame design pairs with multiple cooktops or modules
- Dual-stacked, sealed burners
- Flame recognition and automatic reignition

Accessories

DESCRIPTION	NUMBER	MSRP
Filler Strip*	827131	\$35
Filler Strip, Downdraft Installs*	827132	\$35
Natural Gas High Altitude Kit**	824490	\$75

*Filler strip(s) can be used when pairing multiple modules or cooktops together for a cleaner aesthetic – not required.

**For installations above 9,900' (3018 m).

Transitional Multifunction Cooktop Module

MODEL	MSRP
MM15TF/S ◆	\$1,710
MM15TF/S/LP ◆	\$1,710

Models with this symbol (◆) can be paired with cooktops and modules.

SPECIFICATIONS

Overall Dimensions	15"W (381) x 5"H (127) x 21"D (533)
Burner Rating	22,000 Btu
Shipping Weight	30 lbs (14 kg)

FEATURES

- Brushed stainless trim
- Frame design pairs with multiple cooktops or modules
- Hi-power sealed burner
- Flame recognition and automatic reignition
- Wok grate and continuous grate included

Accessories

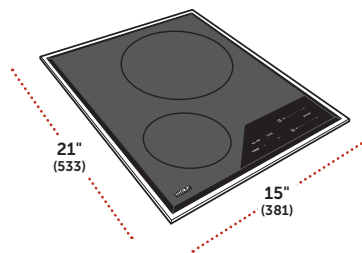
DESCRIPTION	NUMBER	MSRP
Filler Strip*	827131	\$35
Filler Strip, Downdraft Installs*	827132	\$35
Natural Gas High Altitude Kit**	815897	\$75

*Filler strip(s) can be used when pairing multiple modules or cooktops together for a cleaner aesthetic – not required.

**For installations above 8,600' (2621 m). For natural gas installations above 10,250' (3124 m), contact Wolf customer care.

Module Cooktops

IMPORTANT NOTE: Only models displaying this symbol (◆) can be paired together.



15" Transitional Induction Cooktop

MODEL	MSRP
CI152TF/S ◆	\$1,620

Models with this symbol (◆) can be paired with cooktops and modules.

SPECIFICATIONS

Overall Dimensions	15"W (381) x 2"H (51) x 21"D (533)
Element Diameter	Max Element Power
8½" (216)	2300 W with 3700 W boost
6" (152)	1400 W
Max Power Output	3700 W
Shipping Weight	30 lbs (14 kg)

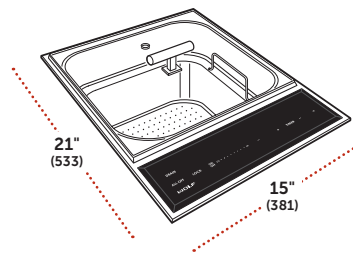
FEATURES

- Brushed stainless trim
- Frame design pairs with multiple cooktops or modules
- Black glass ceramic surface
- Efficient heat transfer technology
- True simmer and melt settings
- Boost mode for high-heat

Accessories

DESCRIPTION	NUMBER	MSRP
Filler Strip*	827131	\$35
Filler Strip, Downdraft Installs*	827132	\$35

*Filler strip(s) can be used when pairing multiple modules or cooktops together for a cleaner aesthetic – not required.



15" Transitional Steamer Module

MODEL	MSRP
SM15TF/S ◆	\$2,910

Models with this symbol (◆) can be paired with cooktops and modules.

SPECIFICATIONS

Overall Dimensions	15"W (381) x 13½"H (343) x 21"D (533)
Tub Capacity	5 quarts (4.7 L)
Max Element Power	2700 W
Shipping Weight	40 lbs (18 kg)

FEATURES

- Stainless steel
- Frame design pairs with multiple cooktops or modules
- Solid and perforated pans included
- Glass top sealed lid
- Cook timer
- Auto drain
- Sous vide capability

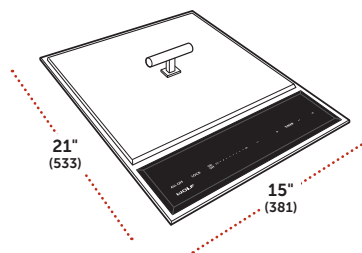
Accessories

DESCRIPTION	NUMBER	MSRP
Sous Vide Basket	827691	\$105
Filler Strip*	827131	\$35

*Filler strip(s) can be used when pairing multiple modules or cooktops together for a cleaner aesthetic – not required.



IMPORTANT NOTE: Only models displaying this symbol (◆) can be paired together.



15" Transitional Fryer Module

MODEL	MSRP
FM15TF/S ◆	\$2,500

Models with this symbol (◆) can be paired with cooktops and modules.

SPECIFICATIONS

Overall Dimensions	15"W (381) x 13½"H (343) x 21"D (533)
Tub Capacity	5 quarts (4.7 L)
Max Element Power	2700 W
Shipping Weight	30 lbs (14 kg)

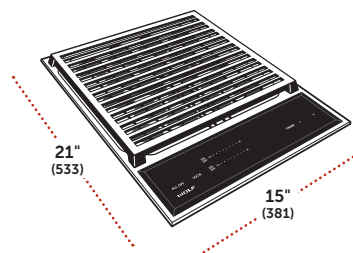
FEATURES

- Stainless steel
- Frame design pairs with multiple cooktops or modules
- One large and two small frying baskets included
- Low-profile stainless steel lid
- Manual locking drain
- Cold zone

Accessories

DESCRIPTION	NUMBER	MSRP
Filler Strip*	827131	\$35

*Filler strip(s) can be used when pairing multiple modules or cooktops together for a cleaner aesthetic – not required.



15" Transitional Grill Module

MODEL	MSRP
GM15TF/S ◆	\$2,040

Models with this symbol (◆) can be paired with cooktops and modules.

SPECIFICATIONS

Overall Dimensions	15"W (381) x 5"H (127) x 21"D (533)
Max Element Power	2800 W
Shipping Weight	50 lbs (23 kg)

FEATURES

- Brushed stainless trim
- Frame design pairs with multiple cooktops or modules
- Two independently-controlled 1400-watt heating elements
- Timer
- Dishwasher safe grate
- Easy to clean

Accessories

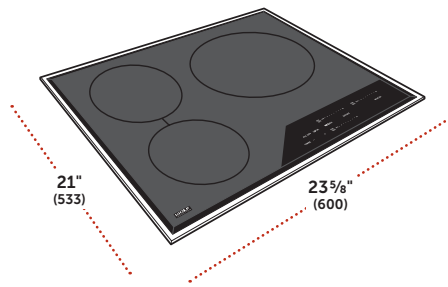
DESCRIPTION	NUMBER	MSRP
Briquette Replacement Kit	827720	\$65
Filler Strip*	827131	\$35

*Filler strip(s) can be used when pairing multiple modules or cooktops together for a cleaner aesthetic – not required.



Induction Cooktops

IMPORTANT NOTE: Only models displaying this symbol (◆) can be paired together.



24" Transitional Induction Cooktop

MODEL	MSRP
CI243TF/S ◆	\$2,240

Models with this symbol (◆) can be paired with module cooktops.

SPECIFICATIONS

Overall Dimensions	23 5/8"W (600) x 2"H (51) x 21"D (533)
Element Diameter	Max Element Power
11" (279)	2600 W with 3700 W boost
(1) 8" (203)	2100 W
(1) 8" (203)	2100 W with 3700 W boost
Max Power Output	6850 W
Shipping Weight	42 lbs (19 kg)

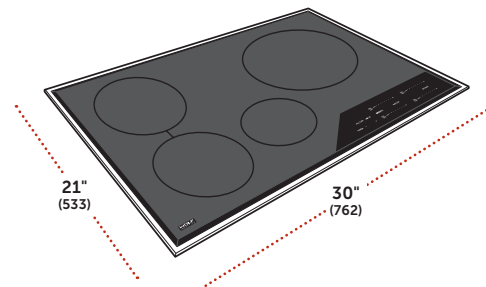
FEATURES

- Brushed stainless trim
- Black glass ceramic surface
- Efficient heat transfer technology
- True simmer and melt settings
- Boost mode for high-heat
- Frame design pairs with module cooktops

Accessories

DESCRIPTION	NUMBER	MSRP
Filler Strip*	827131	\$35
Filler Strip, Downdraft Installs*	827132	\$35

*Filler strip(s) can be used when pairing multiple modules or cooktops together for a cleaner aesthetic – not required.



30" Transitional Induction Cooktop

MODEL	MSRP
CI304T/S	\$2,860
CI304TF/S ◆	\$2,860

Models with this symbol (◆) can be paired with module cooktops.

SPECIFICATIONS

Overall Dimensions	30"W (762) x 2"H (51) x 21"D (533)
Element Diameter	Max Element Power
11" (279)	2600 W with 3700 W boost
(1) 8" (203)	2100 W
(1) 8" (203)	2100 W with 3700 W boost
6" (152)	1400 W
Max Power Output	7400 W
Shipping Weight	48 lbs (22 kg)

FEATURES

- Brushed stainless trim
- Black glass ceramic surface
- Efficient heat transfer technology
- True simmer and melt settings
- Boost mode for high-heat
- Model CI304TF/S frame design pairs with module cooktops

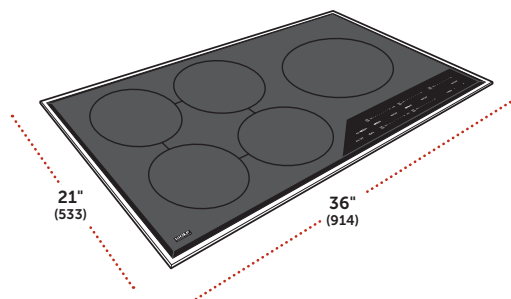
Accessories

DESCRIPTION	NUMBER	MSRP
Filler Strip*	827131	\$35
Filler Strip, Downdraft Installs*	827132	\$35

*Filler strip(s) can be used when pairing multiple modules or cooktops together for a cleaner aesthetic – not required.

Induction Cooktops

IMPORTANT NOTE: Only models displaying this symbol (◆) can be paired together.



36" Transitional Induction Cooktop

MODEL	MSRP
CI365T/S	\$3,480
CI365TF/S ◆	\$3,480

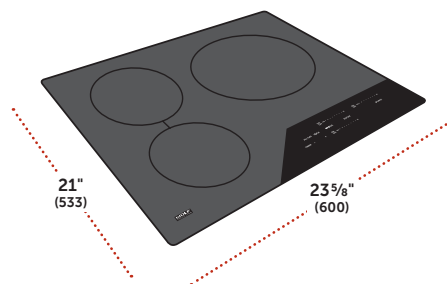
Models with this symbol (◆) can be paired with module cooktops.

SPECIFICATIONS

Overall Dimensions	36"W (914) x 2"H (51) x 21"D (533)
Element Diameter	Max Element Power
11" (279)	2600 W with 3700 W boost
(2) 8" (203)	2100 W
(2) 8" (203)	2100 W with 3700 W boost
Max Power Output	11,100 W
Shipping Weight	70 lbs (32 kg)

FEATURES

- Brushed stainless trim
- Black glass ceramic surface
- Efficient heat transfer technology
- True simmer and melt settings
- Boost mode for high-heat
- Model CI365TF/S frame design pairs with module cooktops



24" Contemporary Induction Cooktop

MODEL	MSRP
CI243C/B	\$1,880

SPECIFICATIONS

Overall Dimensions	23 5/8"W (600) x 2 1/2"H (64) x 21"D (533)
Element Diameter	Max Element Power
11" (279)	2600 W with 3700 W boost
(1) 8" (203)	2100 W
(1) 8" (203)	2100 W with 3700 W boost
Max Power Output	6850 W
Shipping Weight	48 lbs (22 kg)

FEATURES

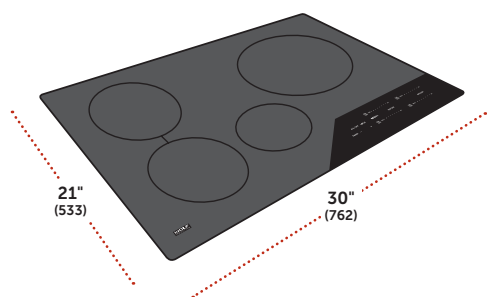
- Unframed edge for flush installation
- Black glass ceramic surface
- Efficient heat transfer technology
- True simmer and melt settings
- Boost mode for high-heat

Accessories

DESCRIPTION	NUMBER	MSRP
Filler Strip*	827131	\$35
Filler Strip, Downdraft Installs*	827132	\$35

*Filler strip(s) can be used when pairing multiple modules or cooktops together for a cleaner aesthetic – not required.

Induction Cooktops



30" Contemporary Induction Cooktop

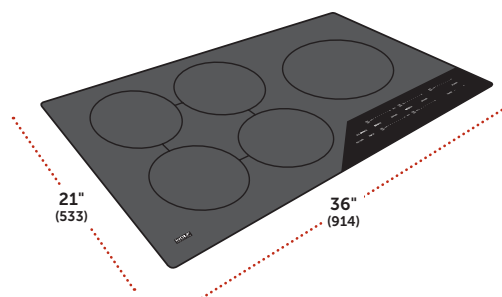
MODEL	MSRP
CI304C/B	\$2,500

SPECIFICATIONS

Overall Dimensions	30"W (762) x 2½"H (64) x 21"D (533)
Element Diameter	Max Element Power
11" (279)	2600 W with 3700 W boost
(1) 8" (203)	2100 W
(1) 8" (203)	2100 W with 3700 W boost
6" (152)	1400 W
Max Power Output	7400 W
Shipping Weight	48 lbs (22 kg)

FEATURES

- Unframed edge for flush installation
- Black glass ceramic surface
- Efficient heat transfer technology
- True simmer and melt settings
- Boost mode for high-heat



36" Contemporary Induction Cooktop

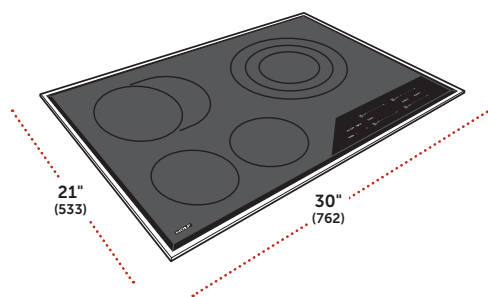
MODEL	MSRP
CI365C/B	\$3,120

SPECIFICATIONS

Overall Dimensions	36"W (914) x 2½"H (64) x 21"D (533)
Element Diameter	Max Element Power
11" (279)	2600 W with 3700 W boost
(2) 8" (203)	2100 W
(2) 8" (203)	2100 W with 3700 W boost
Max Power Output	11,100 W
Shipping Weight	70 lbs (32 kg)

FEATURES

- Unframed edge for flush installation
- Black glass ceramic surface
- Efficient heat transfer technology
- True simmer and melt settings
- Boost mode for high-heat



30" Transitional Electric Cooktop

MODEL	MSRP
CE304T/S	\$2,405
CE304T/S/208*	\$2,490

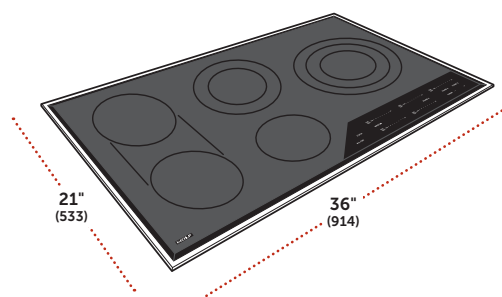
*Special order. Contact your distributor for availability.

SPECIFICATIONS

Overall Dimensions	30"W (762) x 3½"H (89) x 21"D (533)
Element Diameter	Max Element Power
10½" (267) Triple	1050 / 1950 / 2700 W
(2) 5½" (140) Singles	1200 W
6½" (165) Single with Oval	2400 W
Shipping Weight	45 lbs (20 kg)

FEATURES

- Stainless steel trim
- Black glass ceramic surface
- High-frequency pulsation technology
- Triple-zone and bridge-zone elements
- True simmer and melt settings
- Model CE304T/S/208 for 208 V electrical supply



36" Transitional Electric Cooktop

MODEL	MSRP
CE365T/S	\$2,675
CE365T/S/208*	\$2,760

*Special order. Contact your distributor for availability.

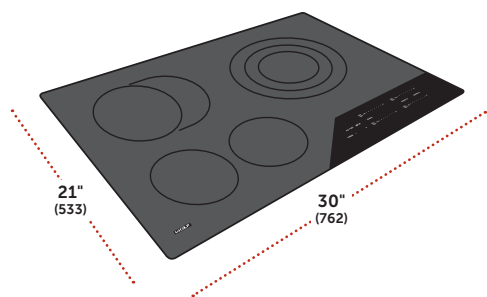
SPECIFICATIONS

Overall Dimensions	36"W (914) x 3½"H (89) x 21"D (533)
Element Diameter	Max Element Power
10½" (267) Triple	1050 / 1950 / 2700 W
8" (203) Dual	700 / 2200 W
5½" (140) Single	1200 W
(2) 7" (178) Singles with Bridge	4400 W
(2) 7" (178) Singles with Bridge (208 V)	3800 W
Shipping Weight	60 lbs (27 kg)

FEATURES

- Stainless steel trim
- Black glass ceramic surface
- High-frequency pulsation technology
- Triple-zone, dual-zone and bridge-zone elements
- True simmer and melt settings
- Model CE365T/S/208 for 208 V electrical supply

Electric Cooktops



30" Contemporary Electric Cooktop

MODEL	MSRP
CE304C/B	\$2,405
CE304C/B/208*	\$2,490

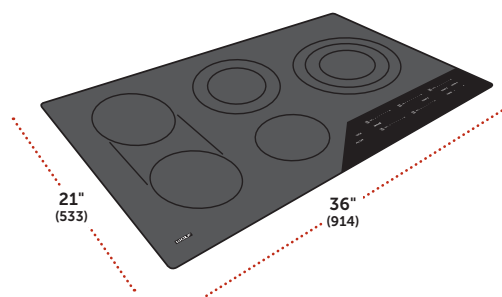
*Special order. Contact your distributor for availability.

SPECIFICATIONS

Overall Dimensions	30"W (762) x 4"H (102) x 21"D (533)
Element Diameter	Max Element Power
10 1/2" (267) Triple	1050 / 1950 / 2700 W
(2) 5 1/2" (140) Singles	1200 W
6 1/2" (165) Single with Oval	2400 W
Shipping Weight	45 lbs (20 kg)

FEATURES

- Unframed edge for flush installation
- Black glass ceramic surface
- High-frequency pulsation technology
- Triple-zone and bridge-zone elements
- True simmer and melt settings
- Model CE304C/B/208 for 208 V electrical supply



36" Contemporary Electric Cooktop

MODEL	MSRP
CE365C/B	\$2,675
CE365C/B/208*	\$2,760

*Special order. Contact your distributor for availability.

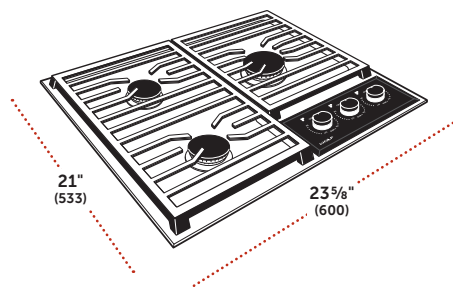
SPECIFICATIONS

Overall Dimensions	36"W (914) x 4"H (102) x 21"D (533)
Element Diameter	Max Element Power
10 1/2" (267) Triple	1050 / 1950 / 2700 W
8" (203) Dual	700 / 2200 W
5 1/2" (140) Single	1200 W
(2) 7" (178) Singles with Bridge	4400 W
(2) 7" (178) Singles with Bridge (208 V)	3800 W
Shipping Weight	60 lbs (27 kg)

FEATURES

- Unframed edge for flush installation
- Black glass ceramic surface
- High-frequency pulsation technology
- Triple-zone, dual-zone and bridge-zone elements
- True simmer and melt settings
- Model CE365C/B/208 for 208 V electrical supply

IMPORTANT NOTE: Only models displaying this symbol (◆) can be paired together.



24" Transitional Gas Cooktop

MODEL	MSRP
CG243TF/S ◆	\$1,775
CG243TF/S/LP ◆	\$1,775

Models with this symbol (◆) can be paired with module cooktops.

SPECIFICATIONS

Overall Dimensions	23 5/8"W (600) x 4"H (102) x 21"D (533)
Burner Rating	18,000, 12,000 and 9,200 Btu
Shipping Weight	36 lbs (16 kg)

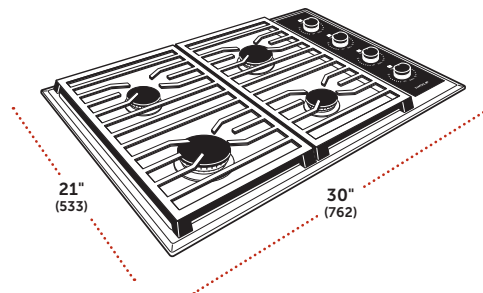
FEATURES

- Stainless steel
- Dual-stacked, sealed burners with true simmer
- Flame recognition and automatic reignition
- Frame design pairs with module cooktops

Accessories

DESCRIPTION	NUMBER	MSRP
Single Burner Wok Grate	828141	\$75
Filler Strip	827131	\$35
Filler Strip, Downdraft Installs	827132	\$35
Natural Gas High Altitude Kit*	824490	\$75

*For installations above 9,900' (3018 m).



30" Transitional Gas Cooktop

MODEL	MSRP
CG304T/S	\$2,220
CG304T/S/LP	\$2,220

SPECIFICATIONS

Overall Dimensions	30"W (762) x 4"H (102) x 21"D (533)
Burner Rating	18,000, 12,000 and (2) 9,200 Btu
Shipping Weight	50 lbs (23 kg)

FEATURES

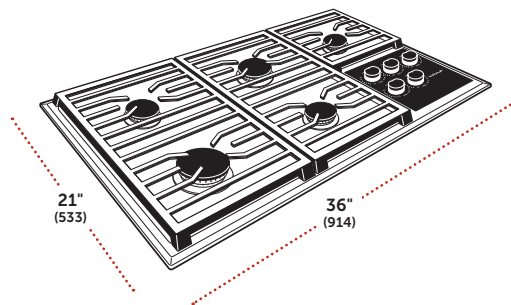
- Stainless steel
- Dual-stacked, sealed burners with true simmer
- Flame recognition and automatic reignition

Accessories

DESCRIPTION	NUMBER	MSRP
2-Burner Wok Grate	824484	\$85
Professional Grates	825359	\$215
Natural Gas High Altitude Kit*	824490	\$75

*For installations above 9,900' (3018 m).

Gas Cooktops



36" Transitional Gas Cooktop

MODEL	MSRP
CG365T/S	\$2,555
CG365T/S/LP	\$2,555

SPECIFICATIONS

Overall Dimensions	36"W (914) x 4"H (102) x 21"D (533)
Burner Rating	18,000, 12,000 and (3) 9,200 Btu
Shipping Weight	67 lbs (30 kg)

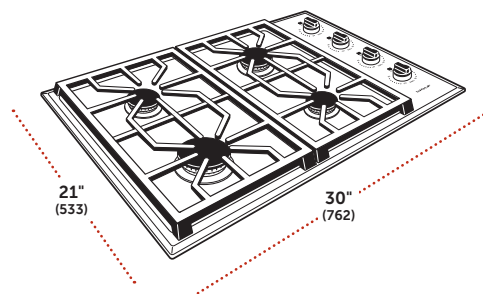
FEATURES

- Stainless steel
- Dual-stacked, sealed burners with true simmer
- Flame recognition and automatic reignition

Accessories

DESCRIPTION	NUMBER	MSRP
2-Burner Wok Grate	824484	\$85
Professional Grates	825358	\$285
Natural Gas High Altitude Kit*	824490	\$75

*For installations above 9,900' (3018 m).



30" Professional Gas Cooktop

MODEL	MSRP
CG304P/S	\$2,220
CG304P/S/LP	\$2,220

SPECIFICATIONS

Overall Dimensions	30"W (762) x 4"H (102) x 21"D (533)
Burner Rating	18,000, 12,000 and (2) 9,200 Btu
Shipping Weight	50 lbs (23 kg)

FEATURES

- Stainless steel
- Dual-stacked, sealed burners with true simmer
- Flame recognition and automatic reignition

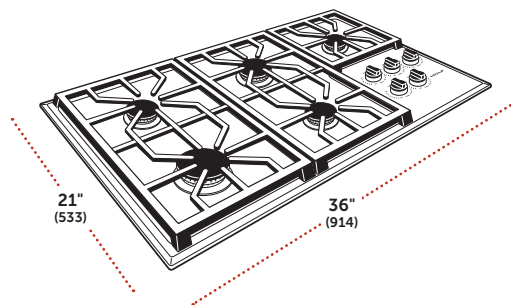
Accessories

DESCRIPTION	NUMBER	MSRP
2-Burner Wok Grate	824485	\$85
Knobs		
Stainless	824482	\$85
Stainless*	824488	N/C
Red	824977	\$85
Black	824480	\$85
Black*	824486	N/C
Brushed Brass	9056357	\$85
Brushed Brass*	9056356	N/C
Brushed Gray	9056359	\$85
Brushed Gray*	9056358	N/C
Transitional Grates	827597	\$195
Natural Gas High Altitude Kit**	824490	\$75

*Unit ships with red knobs. One set at no charge with product purchase.

**For installations above 9,900' (3018 m).

Gas Cooktops



36" Professional Gas Cooktop

MODEL	MSRP
CG365P/S	\$2,555
CG365P/S/LP	\$2,555

SPECIFICATIONS

Overall Dimensions	36"W (914) x 4"H (102) x 21"D (533)
Burner Rating	18,000, 12,000 and (3) 9,200 Btu
Shipping Weight	67 lbs (30 kg)

FEATURES

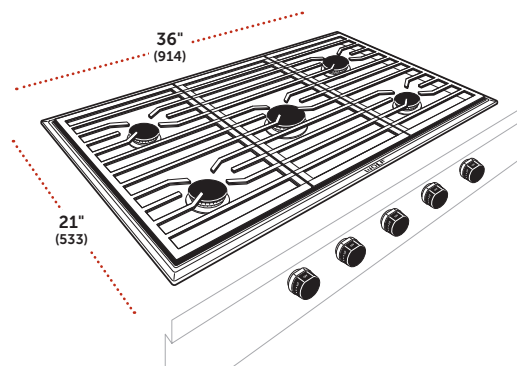
- Stainless steel
- Dual-stacked, sealed burners with true simmer
- Flame recognition and automatic reignition

Accessories

DESCRIPTION	NUMBER	MSRP
2-Burner Wok Grate	824485	\$85
Knobs		
Stainless	824483	\$85
Stainless*	824489	N/C
Red	824978	\$85
Black	824481	\$85
Black*	824487	N/C
Brushed Brass	9056366	\$85
Brushed Brass*	9056365	N/C
Brushed Gray	9056369	\$85
Brushed Gray*	9056368	N/C
Transitional Grates	827596	\$260
Natural Gas High Altitude Kit**	824490	\$75

*Unit ships with red knobs. One set at no charge with product purchase.

**For installations above 9,900' (3018 m).



36" Contemporary Gas Cooktop

MODEL	MSRP
CG365C/S	\$3,030
CG365C/S/LP	\$3,030

SPECIFICATIONS

Overall Dimensions	36"W (914) x 6¾"H (172) x 21"D (533)
Burner Rating	20,000, (2) 12,000 and (2) 9,200 Btu
Shipping Weight	100 lbs (45 kg)

FEATURES

- Stainless steel
- Dual-stacked, sealed burners
- Flame recognition and automatic reignition
- Cooktop sits flush to the countertop

Accessories

DESCRIPTION	NUMBER	MSRP
Center Burner Wok Grate	826676	N/C
Knobs		
Stainless	827013	\$140
Stainless*	826986	N/C
Red	827012	\$140
Red*	826985	N/C
Black	827014	\$140
Natural Gas High Altitude Kit**	824490	\$75

*Unit ships with black knobs. One set at no charge with product purchase.

**For installations above 9,900' (3018 m).

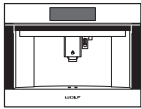
Coffee Systems

No need to run out to the corner coffee shop—enjoy professional-quality brewed coffee, espresso, cappuccino, and more in the comfort of your home. The Wolf Coffee System lets you craft a cup precisely to your taste, from real coffee beans, with the touch of a button. Installs anywhere in your home or office—no plumbing required. The Cup Warming Drawer is the perfect complement to your Coffee System.

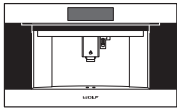
MODEL NUMBER KEY

Coffee System	EC
E Series Transitional	TE
E Series Professional	PE
M Series Transitional	TM
M Series Professional	PM
M Series Contemporary	CM
Cup Warming Drawer	CW
Black Glass	B
Stainless Steel	S

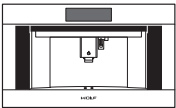
Coffee Systems



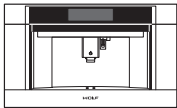
EC2450TE/S



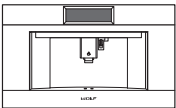
EC3050TE/S



EC3050PE/S



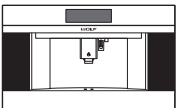
EC3050TM/S



EC3050PM/S



EC3050CM/B

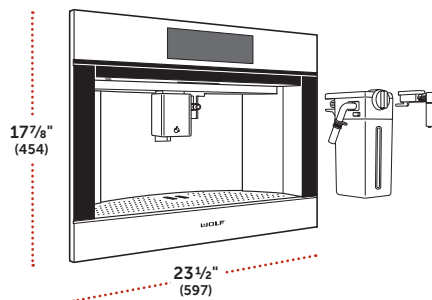


EC3050CM/S

Cup Warming Drawer



CW24/S



24" E Series Transitional Coffee System

MODEL	MSRP
EC2450TE/S	\$4,155

SPECIFICATIONS

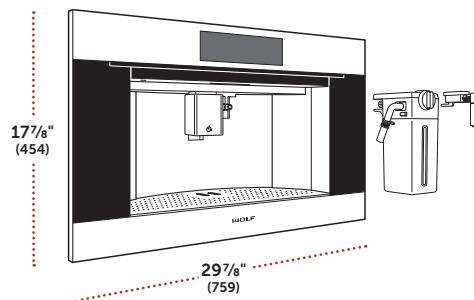
Overall Dimensions	23½"W (597) x 17⅞"H (454) x 19"D (483)
Shipping Weight	67 lbs (30 kg)

FEATURES

- Standard or flush inset installation
- Full-color touchscreen
- Save favorites within six independent user profiles
- 17 drink mode selections
- Insulated milk container with froth regulator
- 12 oz whole bean capacity, or single serve pre-ground option
- 84.5 oz water tank
- Height-adjustable dual dispensing coffee spout
- Rinse container
- Pairs seamlessly with a Wolf Cup Warming Drawer

Accessories

DESCRIPTION	NUMBER	MSRP
Insulated Milk Container	830403	\$80
Charcoal Water Filter	830406	\$30
Descaling Solution (2)	829244	\$20
Care Kit	830402	\$60
Care Kit (5)	830407	\$290



30" E Series Transitional Coffee System

MODEL	MSRP
EC3050TE/S	\$4,575

SPECIFICATIONS

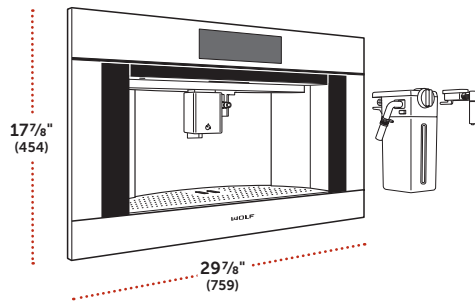
Overall Dimensions	29⅞"W (759) x 17⅞"H (454) x 19"D (483)
Shipping Weight	72 lbs (33 kg)

FEATURES

- Standard or flush inset installation
- Full-color touchscreen
- Save favorites within six independent user profiles
- 17 drink mode selections
- Insulated milk container with froth regulator
- 12 oz whole bean capacity, or single serve pre-ground option
- 84.5 oz water tank
- Height-adjustable dual dispensing coffee spout
- Rinse container

Accessories

DESCRIPTION	NUMBER	MSRP
Insulated Milk Container	830403	\$80
Charcoal Water Filter	830406	\$30
Descaling Solution (2)	829244	\$20
Care Kit	830402	\$60
Care Kit (5)	830407	\$290



30" E Series Professional Coffee System

MODEL	MSRP
EC3050PE/S	\$4,575

SPECIFICATIONS

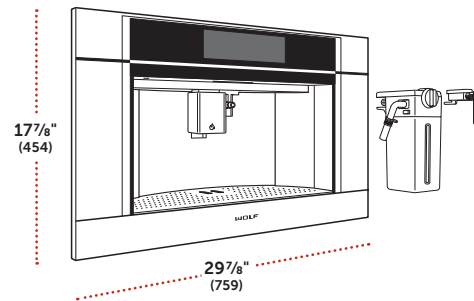
Overall Dimensions	29 ⁷ / ₈ "W (759) x 17 ⁷ / ₈ "H (454) x 19"D (483)
Shipping Weight	72 lbs (33 kg)

FEATURES

- Standard or flush inset installation
- Full-color touchscreen
- Save favorites within six independent user profiles
- 17 drink mode selections
- Insulated milk container with froth regulator
- 12 oz whole bean capacity, or single serve pre-ground option
- 84.5 oz water tank
- Height-adjustable dual dispensing coffee spout
- Rinse container

Accessories

DESCRIPTION	NUMBER	MSRP
Insulated Milk Container	830403	\$80
Charcoal Water Filter	830406	\$30
Descaling Solution (2)	829244	\$20
Care Kit	830402	\$60
Care Kit (5)	830407	\$290



30" M Series Transitional Coffee System

MODEL	MSRP
EC3050TM/S	\$4,575

SPECIFICATIONS

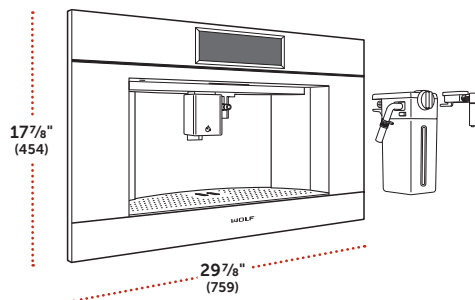
Overall Dimensions	29 ⁷ / ₈ "W (759) x 17 ⁷ / ₈ "H (454) x 19"D (483)
Shipping Weight	72 lbs (33 kg)

FEATURES

- Standard or flush inset installation
- Full-color touchscreen
- Save favorites within six independent user profiles
- 17 drink mode selections
- Insulated milk container with froth regulator
- 12 oz whole bean capacity, or single serve pre-ground option
- 84.5 oz water tank
- Height-adjustable dual dispensing coffee spout
- Rinse container

Accessories

DESCRIPTION	NUMBER	MSRP
Insulated Milk Container	830403	\$80
Charcoal Water Filter	830406	\$30
Descaling Solution (2)	829244	\$20
Care Kit	830402	\$60
Care Kit (5)	830407	\$290



30" M Series Professional Coffee System

MODEL	MSRP
EC3050PM/S	\$4,575

SPECIFICATIONS

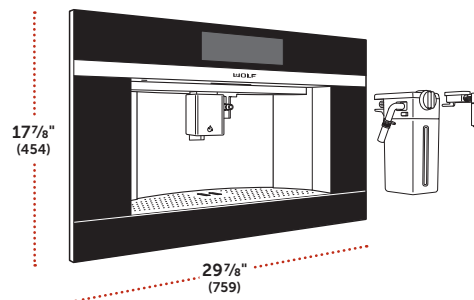
Overall Dimensions	29 7/8" W (759) x 17 7/8" H (454) x 19" D (483)
Shipping Weight	72 lbs (33 kg)

FEATURES

- Standard or flush inset installation
- Full-color touchscreen
- Save favorites within six independent user profiles
- 17 drink mode selections
- Insulated milk container with froth regulator
- 12 oz whole bean capacity, or single serve pre-ground option
- 84.5 oz water tank
- Height-adjustable dual dispensing coffee spout
- Rinse container

Accessories

DESCRIPTION	NUMBER	MSRP
Insulated Milk Container	830403	\$80
Charcoal Water Filter	830406	\$30
Descaling Solution (2)	829244	\$20
Care Kit	830402	\$60
Care Kit (5)	830407	\$290



30" M Series Contemporary Coffee System

MODEL	MSRP
EC3050CM/B	\$4,575

SPECIFICATIONS

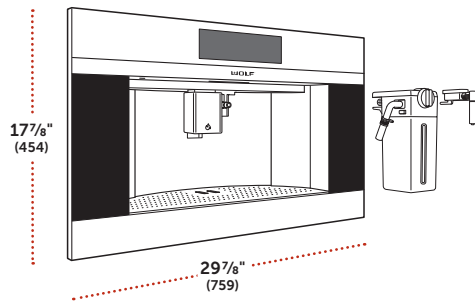
Overall Dimensions	29 7/8" W (759) x 17 7/8" H (454) x 19" D (483)
Shipping Weight	72 lbs (33 kg)

FEATURES

- Standard or flush inset installation
- Full-color touchscreen
- Save favorites within six independent user profiles
- 17 drink mode selections
- Insulated milk container with froth regulator
- 12 oz whole bean capacity, or single serve pre-ground option
- 84.5 oz water tank
- Height-adjustable dual dispensing coffee spout
- Rinse container

Accessories

DESCRIPTION	NUMBER	MSRP
Insulated Milk Container	830403	\$80
Charcoal Water Filter	830406	\$30
Descaling Solution (2)	829244	\$20
Care Kit	830402	\$60
Care Kit (5)	830407	\$290



30" M Series Contemporary Stainless Steel Coffee System

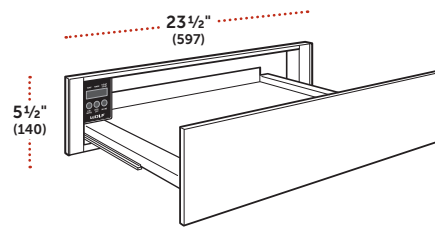
MODEL	MSRP
EC3050CM/S	\$4,575

SPECIFICATIONS

Overall Dimensions	29 7/8"W (759) x 17 7/8"H (454) x 19"D (483)
Shipping Weight	72 lbs (33 kg)

FEATURES

- Standard or flush inset installation
- Full-color touchscreen
- Save favorites within six independent user profiles
- 17 drink mode selections
- Insulated milk container with froth regulator
- 12 oz whole bean capacity, or single serve pre-ground option
- 84.5 oz water tank
- Height-adjustable dual dispensing coffee spout
- Rinse container



24" Cup Warming Drawer

MODEL	MSRP
CW24/S Stainless Steel	\$1,255

SPECIFICATIONS

Overall Dimensions	23 1/2"W (597) x 5 1/2"H (140) x 21"D (533)
Shipping Weight	40 lbs (18 kg)

FEATURES

- Hidden controls
- Standard or flush inset installation
- 420-watt heating element
- Temperature range 85°F (30°C) to 175°F (80°C)
- Automatic shut off
- Delayed start
- Full-extension drawer glides
- Removable drawer liner

Accessories

DESCRIPTION	NUMBER	MSRP
Insulated Milk Container	830403	\$80
Charcoal Water Filter	830406	\$30
Descaling Solution (2)	829244	\$20
Care Kit	830402	\$60
Care Kit (5)	830407	\$290

Ranges and Rangetops

Delight at precise control born through decades of engineering prowess with Wolf Ranges and Rangetops. Home chefs will enjoy the power and finesse of professional kitchen appliances, knowing they can always create the dishes they have in mind with Wolf. On Dual Fuel and Gas Ranges and Rangetops, you can customize your cooking surface with a combination of burners, infrared charbroiler, infrared griddle, wok burner, or French top. Find the right fit for your kitchen with a wide range of sizes and performance-enhancing features.

MODEL NUMBER KEY

Induction Range	IR
Dual Fuel Range	DF
Sealed Burner Rangetop	SRT
Gas Range	GR
Infrared Griddle	G
Infrared Double Griddle	DG
Infrared Charbroiler	C
French Top	F
Wok Burner	W
Stainless Steel	S
Tubular Handle	T
Pro Handle	P
LP Gas	LP

Induction Ranges

30" RANGE



IR30450/S/T


36" RANGE



IR36550/S/T

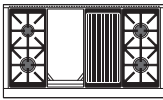
Dual Fuel Ranges

30" RANGE



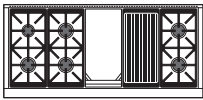
DF30450/S/P

48" RANGES



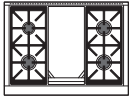
DF48450CG/S/P

60" RANGES



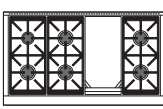
DF60650CG/S/P

36" RANGES



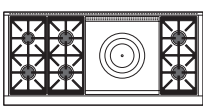
DF36450G/S/P

DF48650C/S/P




DF48650G/S/P

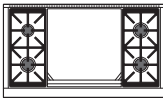
DF60650DG/S/P




DF60650F/S/P



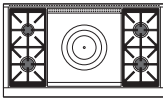
DF36650/S/P




DF48450DG/S/P



DF36450C/S/P




DF48450F/S/P



DF48850/S/P


Sealed Burner Rangetops

30" RANGETOP

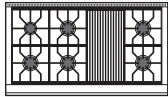


SRT304

48" RANGETOPS

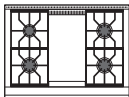


SRT484CG

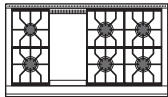


SRT486C


36" RANGETOPS



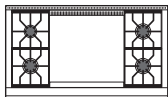
SRT364G



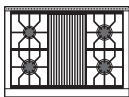
SRT486G



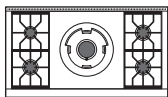
SRT366



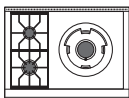
SRT484DG



SRT364C




SRT484W



SRT362W


Gas Ranges

30" RANGE




GR304

48" RANGES

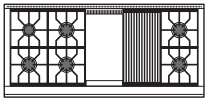


GR484CG

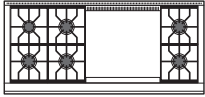


GR488

60" RANGES

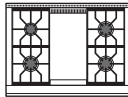


GR606CG




GR606DG


36" RANGES



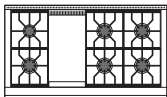
GR364G




GR486C



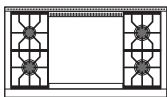
GR366



GR486G

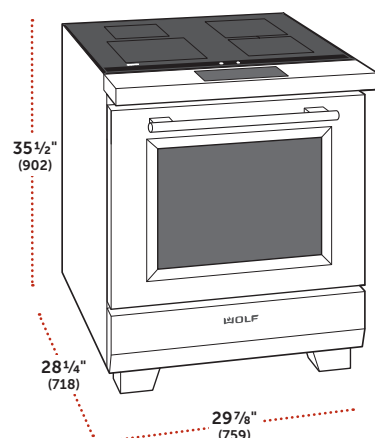


GR364C



GR484DG

Induction Ranges



30" Transitional Induction Range

MODEL	MSRP
IR30450/S/T	\$8,770

SPECIFICATIONS

Overall Dimensions	29 7/8" W (759) x 35 1/2" H (902) x 28 1/4" D (718)
Element Diameter	Max Element Power
11" (279)	2600 W with 3700 W boost
(2) 8" (203)	2100 W with 3700 W boost
6" (152)	1400 W with 2200 W boost
Cooktop Max Power Output	7400 W
Oven Capacity	5.1 cu ft (144 L)
Interior Dimensions	25 1/4" W (641) x 17 1/2" H (445) x 20" D (508)
Shipping Weight	391 lbs (177 kg)

FEATURES

- Scratch-resistant, ceramic glass induction cooking surface
- Dual convection oven with 10 cooking modes including Gourmet
- Large full-color touch screen
- True simmer and melt settings
- Boost Mode delivers rapid heat for faster boil times
- Bridge function joins two induction zones
- 1 standard and 2 full-extension ball bearing racks
- Broiler pan and temperature probe

Accessories

Surface Accessories

DESCRIPTION	NUMBER	MSRP
Filler Trim (2-pc)	9022633	\$100

Oven Accessories

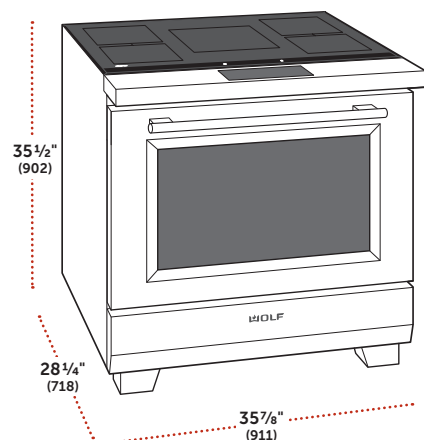
DESCRIPTION	NUMBER	MSRP
Full-Ext Ball-Bearing Rack	9030652	\$190
Standard Oven Rack	9052548	\$95
30" (762) Baking Sheet	823269	\$85
Temperature Probe	823261	\$85
Broiler Pan	819377	\$75
Dehydration Kit	9034725	\$200
Bake Stone Kit	9016697	\$255

Leg Extension Covers, Caster Covers and Kickplate

DESCRIPTION	NUMBER	MSRP
Front Leg Extension Covers		
2 1/2" (64) Covers	9022347	\$80
3 1/2" (89) Covers	9022607	\$80
4" (102) Covers	9022608	\$80
4 1/2" (114) Covers	9022609	\$80
Rear Caster Covers		
2 1/2" (64) Covers	9022587	\$110
3" (76) Covers	9022588	\$110
3 1/2" (89) Covers	9022589	\$110
4" (102) Covers	9022590	\$110
4 1/2" (114) Covers	9022591	\$110
Kickplates		
2 1/2" (64) Stainless Steel	9022087	\$25
3" (76) Stainless Steel	9018542	\$25
3 1/2" (89) Stainless Steel	9022088	\$25
4" (102) Stainless Steel	9022089	\$25
4 1/2" (114) Stainless Steel	9022090	\$25

Use 2 1/2" (64) for countertop heights ranging from 35 1/2" (902) to 36" (914).
 Use 3" (76) for countertop heights ranging from 35 3/4" (908) to 36 1/2" (927).
 Use 3 1/2" (89) for countertop heights ranging from 36 1/4" (921) to 37" (940).
 Use 4" (102) for countertop heights ranging from 36 3/4" (934) to 37 1/2" (953).
 Use 4 1/2" (114) for countertop heights ranging from 37 1/4" (946) to 38" (965).

Induction Ranges



36" Transitional Induction Range

MODEL	MSRP
IR36550/S/T	\$12,080

SPECIFICATIONS

Overall Dimensions	35 7/8" W (911) x 35 1/2" H (902) x 28 1/4" D (718)
Element Diameter	Max Element Power
11" (279)	2600 W with 3700 W boost
(4) 8" (203)	2100 W with 3700 W boost
Cooktop Max Power Output	11,100 W
Oven Capacity	6.3 cu ft (178 L)
Interior Dimensions	31 1/4" W (794) x 17 1/2" H (445) x 20" D (508)
Shipping Weight	445 lbs (202 kg)

FEATURES

- Scratch-resistant, ceramic glass induction cooking surface
- Dual convection oven with 10 cooking modes including Gourmet
- Large full-color touch screen
- True simmer and melt settings
- Boost Mode delivers rapid heat for faster boil times
- Bridge function joins two induction zones
- 1 standard and 2 full-extension ball bearing racks
- Broiler pan and temperature probe

Accessories

Surface Accessories

DESCRIPTION	NUMBER	MSRP
Filler Trim (2-pc)	9022633	\$100

Oven Accessories

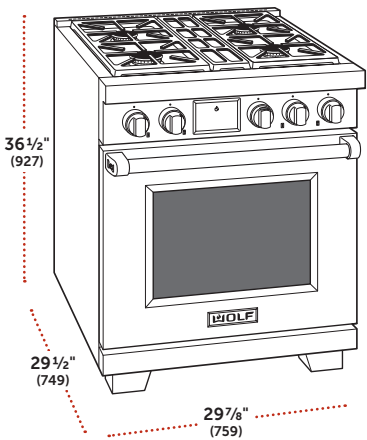
DESCRIPTION	NUMBER	MSRP
Full-Ext Ball-Bearing Rack	9022538	\$190
Standard Oven Rack	9022540	\$90
30" (762) Baking Sheet	823269	\$85
Temperature Probe	823261	\$85
Broiler Pan	819377	\$75
Dehydration Kit	9034726	\$200
Bake Stone Kit	9016697	\$255

Leg Extension Covers, Caster Covers and Kickplate

DESCRIPTION	NUMBER	MSRP
Front Leg Extension Covers		
2 1/2" (64) Covers	9022347	\$80
3 1/2" (89) Covers	9022607	\$80
4" (102) Covers	9022608	\$80
4 1/2" (114) Covers	9022609	\$80
Rear Caster Covers		
2 1/2" (64) Covers	9022587	\$110
3" (76) Covers	9022588	\$110
3 1/2" (89) Covers	9022589	\$110
4" (102) Covers	9022590	\$110
4 1/2" (114) Covers	9022591	\$110
Kickplates		
2 1/2" (64) Stainless Steel	9022091	\$35
3" (76) Stainless Steel	9018543	\$35
3 1/2" (89) Stainless Steel	9022092	\$35
4" (102) Stainless Steel	9022093	\$35
4 1/2" (114) Stainless Steel	9022094	\$35

Use 2 1/2" (64) for countertop heights ranging from 35 1/2" (902) to 36" (914).
 Use 3" (76) for countertop heights ranging from 35 3/4" (908) to 36 1/2" (927).
 Use 3 1/2" (89) for countertop heights ranging from 36 1/4" (921) to 37" (940).
 Use 4" (102) for countertop heights ranging from 36 3/4" (934) to 37 1/2" (953).
 Use 4 1/2" (114) for countertop heights ranging from 37 1/4" (946) to 38" (965).

Dual Fuel Ranges



30" Dual Fuel Range



Model DF30450

MODEL	MSRP
DF30450/S/P	\$8,245
DF30450/S/P/LP	\$8,245


Red knobs and stainless steel bezels included with the range. One set of optional color knobs available at no charge with product purchase.

SPECIFICATIONS

Overall Dimensions	29 7/8"W (759) x 36 1/2"H (927) x 29 1/2"D (749)
Surface Burners	20,000, 18,000, 15,000 and 9,200 Btu
Oven Capacity	5.1 cu ft (144 L)
Interior Dimensions	25 1/4"W (641) x 17 1/2"H (445) x 20"D (508)
Shipping Weight	413 lbs (187 kg)

FEATURES

- Dual-stacked, sealed burners
- Dual convection oven with 10 cooking modes including Gourmet
- Large full-color touch screen
- Low Btu for true simmer and melts
- LED backlit control knobs
- 1 standard and 2 full-extension ball bearing racks
- Broiler pan and temperature probe
- Signature red knobs included



Dual Fuel Ranges

30" Dual Fuel Range Accessories

Stainless Steel Risers

DESCRIPTION	NUMBER	MSRP
Stainless Steel Risers*		
5" (127) Riser	9016116	\$255
10" (254) Riser	9016117	\$310
20" (508) Riser with Shelf	9016118	\$585

*Minimum 5" (127) riser required against combustible surfaces.

Knobs and Bezels

DESCRIPTION	NUMBER	MSRP
Knobs		
Stainless Steel Knobs	9015761	\$190
Stainless Steel Knobs*	828438	N/C
Red Knobs	9039689	\$190
Black Knobs	9015758	\$190
Black Knobs*	828443	N/C
Brushed Brass Knobs	9056266	\$190
Brushed Brass Knobs*	9056265	N/C
Brushed Gray Knobs	9056268	\$190
Brushed Gray Knobs*	9056267	N/C
Bezels**		
Brushed Brass Bezels	9056785	\$85

*One set at no charge with product purchase.

**Brushed Brass Bezels must be installed by a Factory Certified Installer or Service provider.

Surface Accessories

DESCRIPTION	NUMBER	MSRP
Filler Trim (2-pc)	810919	\$180
2-Burner Wok Grate*	9029243	\$100

*Grate covers two burner positions allowing one burner to accommodate a rounded wok.

Oven Accessories

DESCRIPTION	NUMBER	MSRP
Full-Ext Ball-Bearing Rack	9030652	\$190
Standard Oven Rack	9052548	\$95
30" (762) Baking Sheet	823269	\$85
Temperature Probe	823261	\$85
Broiler Pan	819377	\$75
Dehydration Kit	9034725	\$200
Bake Stone Kit	9016697	\$255

Leg Extension Covers, Caster Covers and Kickplate

DESCRIPTION	NUMBER	MSRP
Front Leg Extension Covers		
2½" (64) Covers	9022347	\$80
3½" (89) Covers	9022607	\$80
4" (102) Covers	9022608	\$80
4½" (114) Covers	9022609	\$80
Rear Caster Covers		
2½" (64) Covers	9022587	\$110
3" (76) Covers	9022588	\$110
3½" (89) Covers	9022589	\$110
4" (102) Covers	9022590	\$110
4½" (114) Covers	9022591	\$110
Kickplates		
2½" (64) Stainless Steel	9022087	\$25
3" (76) Stainless Steel	9018542	\$25
3½" (89) Stainless Steel	9022088	\$25
4" (102) Stainless Steel	9022089	\$25
4½" (114) Stainless Steel	9022090	\$25

Use 2½" (64) for countertop heights ranging from 35½" (902) to 36" (914).

Use 3" (76) for countertop heights ranging from 35¾" (908) to 36½" (927).

Use 3½" (89) for countertop heights ranging from 36¾" (921) to 37" (940).

Use 4" (102) for countertop heights ranging from 36¾" (934) to 37½" (953).

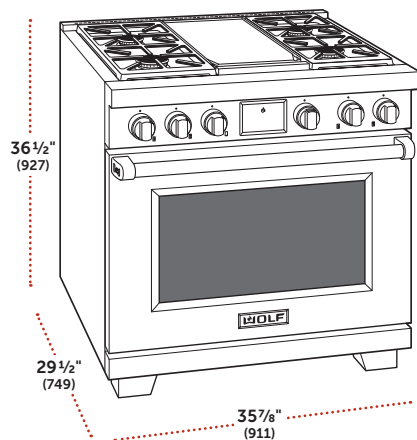
Use 4½" (114) for countertop heights ranging from 37¼" (946) to 38" (965).

High Altitude Conversion Kit

DESCRIPTION	NUMBER	MSRP
High Altitude Kit*	829280	\$70

*For natural gas installations above 10,000' (3048 m) in altitude.
No conversion kit required for LP units at high altitude.

Dual Fuel Ranges



36" Dual Fuel Ranges

Model DF36450G

MODEL	MSRP
DF36450G/S/P	\$12,570
DF36450G/S/P/LP	\$12,570

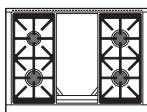
Red knobs and stainless steel bezels included with the range. One set of optional color knobs available at no charge with product purchase.

SPECIFICATIONS

Overall Dimensions	35 ⁷ / ₈ "W (911) x 36 ¹ / ₂ "H (927) x 29 ¹ / ₂ "D (749)
Surface Burners	20,000, 18,000, 15,000 and 9,200 Btu
Infrared Griddle	15,000 Btu (13,000 Btu LP)
Oven Capacity	6.3 cu ft (178 L)
Interior Dimensions	31 ¹ / ₄ "W (794) x 17 ¹ / ₂ "H (445) x 20"D (508)
Shipping Weight	503 lbs (228 kg)

FEATURES

- Dual-stacked, sealed burners
- Dual convection oven with 10 cooking modes including Gourmet
- Adjustable infrared griddle
- Large full-color touch screen
- Low Btu for true simmer and melts
- LED backlit control knobs
- 1 standard and 2 full-extension ball bearing racks
- Broiler pan and temperature probe
- Signature red knobs included



Model DF36650

MODEL	MSRP
DF36650/S/P	\$11,620
DF36650/S/P/LP	\$11,620


Red knobs and stainless steel bezels included with the range. One set of optional color knobs available at no charge with product purchase.

SPECIFICATIONS

Overall Dimensions	35 ⁷ / ₈ "W (911) x 36 ¹ / ₂ "H (927) x 29 ¹ / ₂ "D (749)
Surface Burners	20,000, (2) 18,000, (2) 15,000 and 9,200 Btu
Oven Capacity	6.3 cu ft (178 L)
Interior Dimensions	31 ¹ / ₄ "W (794) x 17 ¹ / ₂ "H (445) x 20"D (508)
Shipping Weight	471 lbs (214 kg)

FEATURES

- Dual-stacked, sealed burners
- Dual convection oven with 10 cooking modes including Gourmet
- Large full-color touch screen
- Low Btu for true simmer and melts
- LED backlit control knobs
- 1 standard and 2 full-extension ball bearing racks
- Broiler pan and temperature probe
- Signature red knobs included



Model DF36450C

MODEL	MSRP
DF36450C/S/P	\$12,570
DF36450C/S/P/LP	\$12,570


Red knobs and stainless steel bezels included with the range. One set of optional color knobs available at no charge with product purchase.

SPECIFICATIONS

Overall Dimensions	35 ⁷ / ₈ "W (911) x 36 ¹ / ₂ "H (927) x 29 ¹ / ₂ "D (749)
Surface Burners	20,000, 18,000, 15,000 and 9,200 Btu
Infrared Charbroiler	16,000 Btu
Oven Capacity	6.3 cu ft (178 L)
Interior Dimensions	31 ¹ / ₄ "W (794) x 17 ¹ / ₂ "H (445) x 20"D (508)
Shipping Weight	482 lbs (219 kg)

FEATURES

- Dual-stacked, sealed burners
- Dual convection oven with 10 cooking modes including Gourmet
- Adjustable infrared charbroiler
- Large full-color touch screen
- Low Btu for true simmer and melts
- LED backlit control knobs
- 1 standard and 2 full-extension ball bearing racks
- Broiler pan and temperature probe
- Signature red knobs included



Dual Fuel Ranges

36" Dual Fuel Range Accessories

Stainless Steel Risers

DESCRIPTION	NUMBER	MSRP
Stainless Steel Risers*		
5" (127) Riser	9016119	\$280
10" (254) Riser	9016120	\$335
20" (508) Riser with Shelf	9016121	\$665

*Minimum 10" (254) riser required against combustible surfaces.

Knobs and Bezels

DESCRIPTION	NUMBER	MSRP
Knobs		
Stainless Steel Knobs	9015762	\$190
Stainless Steel Knobs*	828439	N/C
Red Knobs	9039690	\$190
Black Knobs	9015759	\$190
Black Knobs*	828442	N/C
Brushed Brass Knobs	9056270	\$190
Brushed Brass Knobs*	9056269	N/C
Brushed Gray Knobs	9056272	\$190
Brushed Gray Knobs*	9056271	N/C
Bezels**		
Brushed Brass Bezels	9056786	\$105

*One set at no charge with product purchase.

**Brushed Brass Bezels must be installed by a Factory Certified Installer or Service provider.

Surface Accessories

DESCRIPTION	NUMBER	MSRP
Filler Trim (2-pc)	810919	\$180
2-Burner Wok Grate*	9029243	\$100
Griddle Model		
11" (279) Cutting Board	9022536	\$125
Griddle Cleaning Kit	812278	\$200
Cleaning Solution (4) 1-qt	812279	\$120
Cleaning Pads (6) 10-packs	9021489	\$135

*Grate covers two burner positions allowing one burner to accommodate a rounded wok.

Oven Accessories

DESCRIPTION	NUMBER	MSRP
Full-Ext Ball-Bearing Rack	9022538	\$190
Standard Oven Rack	9022540	\$90
30" (762) Baking Sheet	823269	\$85
Temperature Probe	823261	\$85
Broiler Pan	819377	\$75
Dehydration Kit	9034726	\$200
Bake Stone Kit	9016697	\$255

Leg Extension Covers, Caster Covers and Kickplate

DESCRIPTION	NUMBER	MSRP
Front Leg Extension Covers		
2½" (64) Covers	9022347	\$80
3½" (89) Covers	9022607	\$80
4" (102) Covers	9022608	\$80
4½" (114) Covers	9022609	\$80
Rear Caster Covers		
2½" (64) Covers	9022587	\$110
3" (76) Covers	9022588	\$110
3½" (89) Covers	9022589	\$110
4" (102) Covers	9022590	\$110
4½" (114) Covers	9022591	\$110
Kickplates		
2½" (64) Stainless Steel	9022091	\$35
3" (76) Stainless Steel	9018543	\$35
3½" (89) Stainless Steel	9022092	\$35
4" (102) Stainless Steel	9022093	\$35
4½" (114) Stainless Steel	9022094	\$35

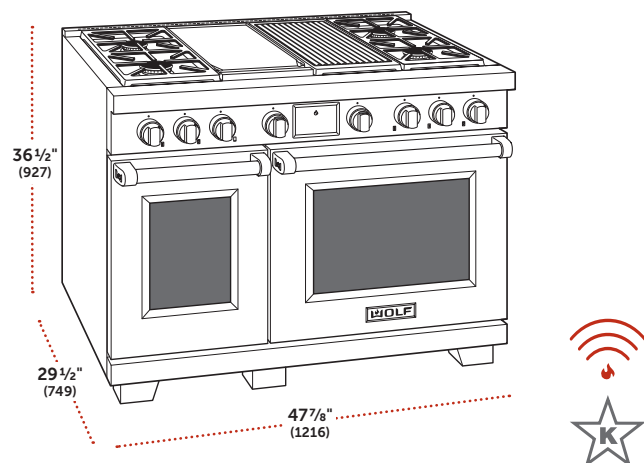
Use 2½" (64) for countertop heights ranging from 35½" (902) to 36" (914).
Use 3" (76) for countertop heights ranging from 35¾" (908) to 36½" (927).
Use 3½" (89) for countertop heights ranging from 36¾" (921) to 37" (940).
Use 4" (102) for countertop heights ranging from 36¾" (934) to 37½" (953).
Use 4½" (114) for countertop heights ranging from 37¼" (946) to 38" (965).

High Altitude Conversion Kit

DESCRIPTION	NUMBER	MSRP
High Altitude Kit*	829280	\$70

*For natural gas installations above 10,000' (3048 m) in altitude.
No conversion kit required for LP units at high altitude.

Dual Fuel Ranges



48" Dual Fuel Ranges

Model DF48450CG

MODEL	MSRP
DF48450CG/S/P	\$17,280
DF48450CG/S/P/LP	\$17,280


Red knobs and stainless steel bezels included with the range. One set of optional color knobs available at no charge with product purchase.

SPECIFICATIONS

Overall Dimensions	47 7/8" W (1216) x 36 1/2" H (927) x 29 1/2" D (749)
Surface Burners	20,000, 18,000, 15,000 and 9,200 Btu
Infrared Griddle	15,000 Btu (13,000 Btu LP)
Infrared Charbroiler	16,000 Btu
30" Oven Capacity	5.1 cu ft (144 L)
Interior Dimensions	25 1/4" W (641) x 17 1/2" H (445) x 20" D (508)
18" Oven Capacity	1.8 cu ft (51 L)
Interior Dimensions	13 1/4" W (337) x 17 1/2" H (445) x 20" D (508)
Shipping Weight	704 lbs (319 kg)

FEATURES

- Dual-stacked, sealed burners
- Large dual convection oven with 10 cooking modes including Gourmet, and 18" single convection oven with 9 cooking modes
- Adjustable infrared griddle
- Adjustable infrared charbroiler
- Large full-color touch screen
- Low Btu for true simmer and melts
- LED backlit control knobs
- 1 standard and 2 full-extension ball bearing racks in the 30" oven
- 1 standard and 1 full-extension ball bearing racks in the 18" oven
- Broiler pan and temperature probe
- Signature red knobs included



Model DF48850

MODEL	MSRP
DF48850/S/P	\$15,380
DF48850/S/P/LP	\$15,380


Red knobs and stainless steel bezels included with the range. One set of optional color knobs available at no charge with product purchase.

SPECIFICATIONS

Overall Dimensions	47 7/8" W (1216) x 36 1/2" H (927) x 29 1/2" D (749)
Surface Burners	20,000, (3) 18,000, (3) 15,000 and 9,200 Btu
30" Oven Capacity	5.1 cu ft (144 L)
Interior Dimensions	25 1/4" W (641) x 17 1/2" H (445) x 20" D (508)
18" Oven Capacity	1.8 cu ft (51 L)
Interior Dimensions	13 1/4" W (337) x 17 1/2" H (445) x 20" D (508)
Shipping Weight	657 lbs (298 kg)

FEATURES

- Dual-stacked, sealed burners
- Large dual convection oven with 10 cooking modes including Gourmet, and 18" single convection oven with 9 cooking modes
- Large full-color touch screen
- Low Btu for true simmer and melts
- LED backlit control knobs
- 1 standard and 2 full-extension ball bearing racks in the 30" oven
- 1 standard and 1 full-extension ball bearing racks in the 18" oven
- Broiler pan and temperature probe
- Signature red knobs included



Dual Fuel Ranges

48" Dual Fuel Ranges

Model DF48650C

MODEL	MSRP
DF48650C/S/P	\$16,330
DF48650C/S/P/LP	\$16,330


Red knobs and stainless steel bezels included with the range. One set of optional color knobs available at no charge with product purchase.

SPECIFICATIONS

Overall Dimensions	47 ⁷ / ₈ "W (1216) x 36 ¹ / ₂ "H (927) x 29 ¹ / ₂ "D (749)
Surface Burners	20,000, (2) 18,000, (2) 15,000 and 9,200 Btu
Infrared Charbroiler	16,000 Btu
30" Oven Capacity	5.1 cu ft (144 L)
Interior Dimensions	25 ¹ / ₄ "W (641) x 17 ¹ / ₂ "H (445) x 20"D (508)
18" Oven Capacity	1.8 cu ft (51 L)
Interior Dimensions	13 ¹ / ₄ "W (337) x 17 ¹ / ₂ "H (445) x 20"D (508)
Shipping Weight	672 lbs (305 kg)

FEATURES

- Dual-stacked, sealed burners
- Large dual convection oven with 10 cooking modes including Gourmet, and 18" single convection oven with 9 cooking modes
- Adjustable infrared charbroiler
- Large full-color touch screen
- Low Btu for true simmer and melts
- LED backlit control knobs
- 1 standard and 2 full-extension ball bearing racks in the 30" oven
- 1 standard and 1 full-extension ball bearing racks in the 18" oven
- Broiler pan and temperature probe
- Signature red knobs included



Model DF48650G

MODEL	MSRP
DF48650G/S/P	\$16,330
DF48650G/S/P/LP	\$16,330

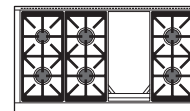
Red knobs and stainless steel bezels included with the range. One set of optional color knobs available at no charge with product purchase.

SPECIFICATIONS

Overall Dimensions	47 ⁷ / ₈ "W (1216) x 36 ¹ / ₂ "H (927) x 29 ¹ / ₂ "D (749)
Surface Burners	20,000, (2) 18,000, (2) 15,000 and 9,200 Btu
Infrared Griddle	15,000 Btu (13,000 Btu LP)
30" Oven Capacity	5.1 cu ft (144 L)
Interior Dimensions	25 ¹ / ₄ "W (641) x 17 ¹ / ₂ "H (445) x 20"D (508)
18" Oven Capacity	1.8 cu ft (51 L)
Interior Dimensions	13 ¹ / ₄ "W (337) x 17 ¹ / ₂ "H (445) x 20"D (508)
Shipping Weight	692 lbs (314 kg)

FEATURES

- Dual-stacked, sealed burners
- Large dual convection oven with 10 cooking modes including Gourmet, and 18" single convection oven with 9 cooking modes
- Adjustable infrared griddle
- Large full-color touch screen
- Low Btu for true simmer and melts
- LED backlit control knobs
- 1 standard and 2 full-extension ball bearing racks in the 30" oven
- 1 standard and 1 full-extension ball bearing racks in the 18" oven
- Broiler pan and temperature probe
- Signature red knobs included



Dual Fuel Ranges

48" Dual Fuel Ranges

Model DF48450DG

MODEL	MSRP
DF48450DG/S/P	\$17,280
DF48450DG/S/P/LP	\$17,280

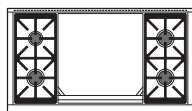
Red knobs and stainless steel bezels included with the range. One set of optional color knobs available at no charge with product purchase.

SPECIFICATIONS

Overall Dimensions	47 ⁷ / ₈ "W (1216) x 36 ¹ / ₂ "H (927) x 29 ¹ / ₂ "D (749)
Surface Burners	20,000, 18,000, 15,000 and 9,200 Btu
Double Griddle	(2) 15,000 Btu (13,000 Btu LP)
30" Oven Capacity	5.1 cu ft (144 L)
Interior Dimensions	25 ¹ / ₄ "W (641) x 17 ¹ / ₂ "H (445) x 20"D (508)
18" Oven Capacity	1.8 cu ft (51 L)
Interior Dimensions	13 ¹ / ₄ "W (337) x 17 ¹ / ₂ "H (445) x 20"D (508)
Shipping Weight	708 lbs (321 kg)

FEATURES

- Dual-stacked, sealed burners
- Large dual convection oven with 10 cooking modes including Gourmet, and 18" single convection oven with 9 cooking modes
- Adjustable double infrared griddle
- Large full-color touch screen
- Low Btu for true simmer and melts
- LED backlit control knobs
- 1 standard and 2 full-extension ball bearing racks in the 30" oven
- 1 standard and 1 full-extension ball bearing racks in the 18" oven
- Broiler pan and temperature probe
- Signature red knobs included



Model DF48450F

MODEL	MSRP
DF48450F/S/P	\$17,930
DF48450F/S/P/LP	\$17,930

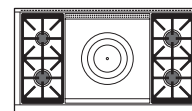
Red knobs and stainless steel bezels included with the range. One set of optional color knobs available at no charge with product purchase.

SPECIFICATIONS

Overall Dimensions	47 ⁷ / ₈ "W (1216) x 36 ¹ / ₂ "H (927) x 29 ¹ / ₂ "D (749)
Surface Burners	20,000, 18,000, 15,000 and 9,200 Btu
French Top	15,000 Btu
30" Oven Capacity	5.1 cu ft (144 L)
Interior Dimensions	25 ¹ / ₄ "W (641) x 17 ¹ / ₂ "H (445) x 20"D (508)
18" Oven Capacity	1.8 cu ft (51 L)
Interior Dimensions	13 ¹ / ₄ "W (337) x 17 ¹ / ₂ "H (445) x 20"D (508)
Shipping Weight	695 lbs (315 kg)

FEATURES

- Dual-stacked, sealed burners
- Large dual convection oven with 10 cooking modes including Gourmet, and 18" single convection oven with 9 cooking modes
- French top
- Large full-color touch screen
- Low Btu for true simmer and melts
- LED backlit control knobs
- 1 standard and 2 full-extension ball bearing racks in the 30" oven
- 1 standard and 1 full-extension ball bearing racks in the 18" oven
- Broiler pan and temperature probe
- Signature red knobs included



Dual Fuel Ranges

48" Dual Fuel Range Accessories

Stainless Steel Risers

DESCRIPTION	NUMBER	MSRP
Stainless Steel Risers*		
5" (127) Riser	9016122	\$310
10" (254) Riser	9016123	\$390
20" (508) Riser with Shelf	9016124	\$805

*Minimum 10" (254) riser required against combustible surfaces.

Knobs and Bezels

DESCRIPTION	NUMBER	MSRP
Knobs		
Stainless Steel Knobs	9015763	\$190
Stainless Steel Knobs*	828440	N/C
Red Knobs	9039691	\$190
Black Knobs	9015760	\$190
Black Knobs*	828441	N/C
Brushed Brass Knobs	9056274	\$190
Brushed Brass Knobs*	9056273	N/C
Brushed Gray Knobs	9056276	\$190
Brushed Gray Knobs*	9056275	N/C

Bezels**

Brushed Brass Bezels	9056787	\$125
----------------------	---------	-------

*One set at no charge with product purchase.

**Brushed Brass Bezels must be installed by a Factory Certified Installer or Service provider.

Surface Accessories

DESCRIPTION	NUMBER	MSRP
Filler Trim (2-pc)	810919	\$180
2-Burner Wok Grate*	9029243	\$100

Griddle Models

11" (279) Cutting Board	9022536	\$125
22" (559) Cutting Board	9022537	\$140
Griddle Cleaning Kit	812278	\$200
Cleaning Solution (4) 1-qt	812279	\$120
Cleaning Pads (6) 10-packs	9021489	\$135

*Grate covers two burner positions allowing one burner to accommodate a rounded wok.

Oven Accessories

DESCRIPTION	NUMBER	MSRP
30" Oven		
Full-Ext Ball-Bearing Rack	9030652	\$190
Standard Oven Rack	9052548	\$95
30" (762) Baking Sheet	823269	\$85
Broiler Pan	819377	\$75
Dehydration Kit	9034725	\$200
Bake Stone Kit	9016697	\$255

18" Oven

Full-Ext Ball-Bearing Rack	9022539	\$140
Standard Oven Rack	9022541	\$45
Broiler Pan	819376	\$70
Dehydration Kit	9034727	\$180
Temperature Probe	823261	\$85

Leg Extension Covers, Caster Covers and Kickplate

DESCRIPTION	NUMBER	MSRP
Front Leg Extension Covers		
2½" (64) Covers	9022347	\$80
3½" (89) Covers	9022607	\$80
4" (102) Covers	9022608	\$80
4½" (114) Covers	9022609	\$80
Rear Caster Covers		
2½" (64) Covers	9022587	\$110
3" (76) Covers	9022588	\$110
3½" (89) Covers	9022589	\$110
4" (102) Covers	9022590	\$110
4½" (114) Covers	9022591	\$110

Kickplates

2½" (64) Stainless Steel	9022113	\$45
3" (76) Stainless Steel	9018545	\$45
3½" (89) Stainless Steel	9022114	\$45
4" (102) Stainless Steel	9022115	\$45
4½" (114) Stainless Steel	9022116	\$45

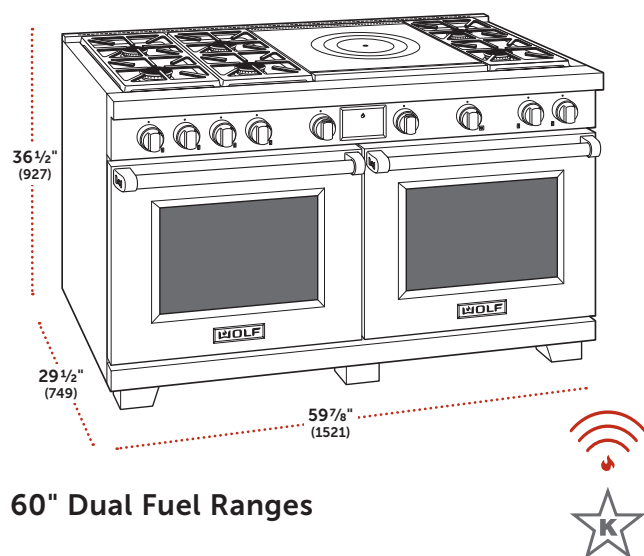
Use 2½" (64) for countertop heights ranging from 35½" (902) to 36" (914).
Use 3" (76) for countertop heights ranging from 35¾" (908) to 36½" (927).
Use 3½" (89) for countertop heights ranging from 36¾" (921) to 37" (940).
Use 4" (102) for countertop heights ranging from 36¾" (934) to 37½" (953).
Use 4½" (114) for countertop heights ranging from 37¼" (946) to 38" (965).

High Altitude Conversion Kit

DESCRIPTION	NUMBER	MSRP
High Altitude Kit*	829280	\$70

*For natural gas installations above 10,000' (3048 m) in altitude.
No conversion kit required for LP units at high altitude.

Dual Fuel Ranges



60" Dual Fuel Ranges

Model DF60650F

MODEL	MSRP
DF60650F/S/P	\$21,935
DF60650F/S/P/LP	\$21,935

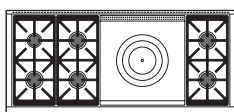
Red knobs and stainless steel bezels included with the range. One set of optional color knobs available at no charge with product purchase.

SPECIFICATIONS

Overall Dimensions	59 7/8" W (1521) x 36 1/2" H (927) x 29 1/2" D (749)
Surface Burners	20,000, (2) 18,000, (2) 15,000 and 9,200 Btu
French Top	15,000 Btu
Capacity (per oven)	5.1 cu ft (144 L)
Interior Dimensions	25 1/4" W (641) x 17 1/2" H (445) x 20" D (508)
Shipping Weight	799 lbs (362 kg)

FEATURES

- Dual-stacked, sealed burners
- Dual convection ovens with 10 cooking modes including Gourmet
- French top
- Large full-color touch screen
- Low Btu for true simmer and melts
- LED backlit control knobs
- 1 standard and 2 full-extension ball bearing racks (per oven)
- Broiler pan and temperature probe
- Signature red knobs included



Model DF60650CG

MODEL	MSRP
DF60650CG/S/P	\$21,285
DF60650CG/S/P/LP	\$21,285

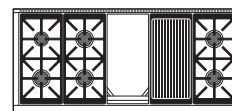
Red knobs and stainless steel bezels included with the range. One set of optional color knobs available at no charge with product purchase.

SPECIFICATIONS

Overall Dimensions	59 7/8" W (1521) x 36 1/2" H (927) x 29 1/2" D (749)
Surface Burners	20,000, (2) 18,000, (2) 15,000 and 9,200 Btu
Infrared Griddle	15,000 Btu (13,000 Btu LP)
Infrared Charbroiler	16,000 Btu
Capacity (per oven)	5.1 cu ft (144 L)
Interior Dimensions	25 1/4" W (641) x 17 1/2" H (445) x 20" D (508)
Shipping Weight	827 lbs (375 kg)

FEATURES

- Dual-stacked, sealed burners
- Dual convection ovens with 10 cooking modes including Gourmet
- Adjustable infrared griddle
- Adjustable infrared charbroiler
- Large full-color touch screen
- Low Btu for true simmer and melts
- LED backlit control knobs
- 1 standard and 2 full-extension ball bearing racks (per oven)
- Broiler pan and temperature probe
- Signature red knobs included



Dual Fuel Ranges

60" Dual Fuel Ranges

Model DF60650DG

MODEL	MSRP
DF60650DG/S/P	\$21,285
DF60650DG/S/P/LP	\$21,285

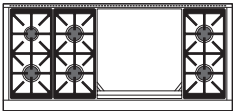
Red knobs and stainless steel bezels included with the range. One set of optional color knobs available at no charge with product purchase.

SPECIFICATIONS

Overall Dimensions	59 ⁷ / ₈ "W (1521) x 36 ¹ / ₂ "H (927) x 29 ¹ / ₂ "D (749)
Surface Burners	20,000, (2) 18,000, (2) 15,000 and 9,200 Btu
Double Griddle	(2) 15,000 Btu (13,000 Btu LP)
Capacity (per oven)	5.1 cu ft (144 L)
Interior Dimensions	25 ¹ / ₄ "W (641) x 17 ¹ / ₂ "H (445) x 20"D (508)
Shipping Weight	831 lbs (377 kg)

FEATURES

- Dual-stacked, sealed burners
- Dual convection ovens with 10 cooking modes including Gourmet
- Adjustable double infrared griddle
- Large full-color touch screen
- Low Btu for true simmer and melts
- LED backlit control knobs
- 1 standard and 2 full-extension ball bearing racks (per oven)
- Broiler pan and temperature probe
- Signature red knobs included



Dual Fuel Ranges

60" Dual Fuel Range Accessories

Stainless Steel Risers

DESCRIPTION	NUMBER	MSRP
Stainless Steel Risers*		
5" (127) Riser	9016125	\$400
10" (254) Riser	9016126	\$465
20" (508) Riser with Shelf	9016127	\$995

*Minimum 10" (254) riser required against combustible surfaces.

Knobs and Bezels

DESCRIPTION	NUMBER	MSRP
Knobs		
Stainless Steel Knobs	9015763	\$190
Stainless Steel Knobs*	828440	N/C
Red Knobs	9039691	\$190
Black Knobs	9015760	\$190
Black Knobs*	828441	N/C
Brushed Brass Knobs	9056274	\$190
Brushed Brass Knobs*	9056273	N/C
Brushed Gray Knobs	9056276	\$190
Brushed Gray Knobs*	9056275	N/C
Bezels**		
Brushed Brass Bezels	9056787	\$125

*One set at no charge with product purchase.

**Brushed Brass Bezels must be installed by a Factory Certified Installer or Service provider.

Surface Accessories

DESCRIPTION	NUMBER	MSRP
Filler Trim (2-pc)	810919	\$180
2-Burner Wok Grate*	9029243	\$100
Griddle Models		
11" (279) Cutting Board	9022536	\$125
22" (559) Cutting Board	9022537	\$140
Griddle Cleaning Kit	812278	\$200
Cleaning Solution (4) 1-qt	812279	\$120
Cleaning Pads (6) 10-packs	9021489	\$135

*Grate covers two burner positions allowing one burner to accommodate a rounded wok.

Oven Accessories

DESCRIPTION	NUMBER	MSRP
Full-Ext Ball-Bearing Rack	9030652	\$190
Standard Oven Rack	9052548	\$95
30" (762) Baking Sheet	823269	\$85
Temperature Probe	823261	\$85
Broiler Pan	819377	\$75
Dehydration Kit	9034725	\$200
Bake Stone Kit	9016697	\$255

Leg Extension Covers, Caster Covers and Kickplate

DESCRIPTION	NUMBER	MSRP
Front Leg Extension Covers		
2½" (64) Covers	9022347	\$80
3½" (89) Covers	9022607	\$80
4" (102) Covers	9022608	\$80
4½" (114) Covers	9022609	\$80
Rear Caster Covers		
2½" (64) Covers	9022587	\$110
3" (76) Covers	9022588	\$110
3½" (89) Covers	9022589	\$110
4" (102) Covers	9022590	\$110
4½" (114) Covers	9022591	\$110
Kickplates		
2½" (64) Stainless Steel	9022117	\$60
3" (76) Stainless Steel	9018546	\$60
3½" (89) Stainless Steel	9022118	\$60
4" (102) Stainless Steel	9022119	\$60
4½" (114) Stainless Steel	9022120	\$60

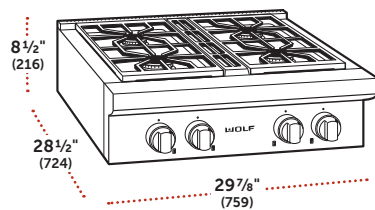
Use 2½" (64) for countertop heights ranging from 35½" (902) to 36" (914).
Use 3" (76) for countertop heights ranging from 35¾" (908) to 36½" (927).
Use 3½" (89) for countertop heights ranging from 36¾" (921) to 37" (940).
Use 4" (102) for countertop heights ranging from 36¾" (934) to 37½" (953).
Use 4½" (114) for countertop heights ranging from 37¼" (946) to 38" (965).

High Altitude Conversion Kit

DESCRIPTION	NUMBER	MSRP
High Altitude Kit*	829280	\$70

*For natural gas installations above 10,000' (3048 m) in altitude.
No conversion kit required for LP units at high altitude.

Sealed Burner Rangetops



30" Sealed Burner Rangetop

Model SRT304

MODEL	MSRP
SRT304	\$3,695
SRT304-LP	\$3,695

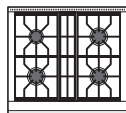
Red knobs and stainless steel bezels included with the rangetop. Black or stainless steel knobs available at no charge.

SPECIFICATIONS

Overall Dimensions	29 7/8" W (759) x 8 1/2" H (216) x 28 1/2" D (724)
Surface Burners	20,000, 18,000, 15,000 and 9,200 Btu
Shipping Weight	160 lbs (73 kg)

FEATURES

- Stainless steel
- Dual-stacked, sealed burners
- Stainless steel island trim
- Stainless steel bezels



30" Sealed Burner Rangetop Accessories

Stainless Steel Risers

DESCRIPTION	NUMBER	MSRP
Stainless Steel Risers*		
5" (127) Riser	808520	\$260
10" (254) Riser	808521	\$315
20" (508) Riser with Shelf	808522	\$595

*Minimum 5" (127) riser required against combustible surfaces.

Knobs and Bezels

DESCRIPTION	NUMBER	MSRP
Knobs		
Stainless Steel Knobs	827310	\$195
Stainless Steel Knobs*	827314	N/C
Red Knobs	827318	\$195
Black Knobs	827309	\$195
Black Knobs*	827313	N/C
Bezels		
Stainless Steel Bezels	818808	\$65
Brass Bezels	804377	\$65
Chrome Bezels	804383	\$65

*One set at no charge with product purchase.

Surface Accessories

DESCRIPTION	NUMBER	MSRP
Filler Trim (2-pc)	810919	\$180
2-Burner Wok Grate*	804372	\$105

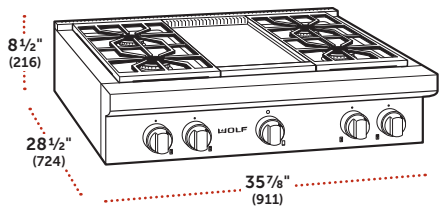
*Grate covers two burner positions allowing one burner to accommodate a rounded wok.

High Altitude Conversion Kit

DESCRIPTION	NUMBER	MSRP
LP Gas High Altitude Kit*	815896	\$75

*For installations above 8,600' (2621 m). For natural gas installations above 10,250' (3124 m), contact Wolf customer care.

Sealed Burner Rangetops



36" Sealed Burner Rangetops

Model SRT364G

MODEL	MSRP
SRT364G	\$5,535
SRT364G-LP	\$5,535

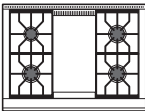
Red knobs and stainless steel bezels included with the rangetop. Black or stainless steel knobs available at no charge.

SPECIFICATIONS

Overall Dimensions	35 7/8" W (911) x 8 1/2" H (216) x 28 1/2" D (724)
Surface Burners	20,000, 18,000, 15,000 and 9,200 Btu
Infrared Griddle	15,000 Btu (13,000 Btu LP)
Shipping Weight	220 lbs (100 kg)

FEATURES

- Stainless steel
- Dual-stacked, sealed burners
- Infrared griddle
- Stainless steel island trim
- Stainless steel bezels



Model SRT366

MODEL	MSRP
SRT366	\$4,585
SRT366-LP	\$4,585


Red knobs and stainless steel bezels included with the rangetop. Black or stainless steel knobs available at no charge.

SPECIFICATIONS

Overall Dimensions	35 7/8" W (911) x 8 1/2" H (216) x 28 1/2" D (724)
Surface Burners	20,000, (2) 18,000, (2) 15,000 and 9,200 Btu
Shipping Weight	190 lbs (86 kg)

FEATURES

- Stainless steel
- Dual-stacked, sealed burners
- Stainless steel island trim
- Stainless steel bezels



Model SRT364C

MODEL	MSRP
SRT364C	\$5,535
SRT364C-LP	\$5,535

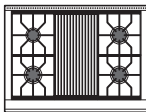
Red knobs and stainless steel bezels included with the rangetop. Black or stainless steel knobs available at no charge.

SPECIFICATIONS

Overall Dimensions	35 7/8" W (911) x 8 1/2" H (216) x 28 1/2" D (724)
Surface Burners	20,000, 18,000, 15,000 and 9,200 Btu
Infrared Charbroiler	16,000 Btu
Shipping Weight	200 lbs (91 kg)

FEATURES

- Stainless steel
- Dual-stacked, sealed burners
- Infrared charbroiler
- Stainless steel island trim
- Stainless steel bezels



Sealed Burner Rangetops

Model SRT362W

MODEL	MSRP
SRT362W	\$5,900
SRT362W-LP	\$5,900

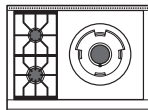
Red knobs and stainless steel bezels included with the rangetop. Black or stainless steel knobs available at no charge.

SPECIFICATIONS

Overall Dimensions	35 ⁷ / ₈ "W (911) x 10"H (254) x 28 ¹ / ₂ "D (724)
Surface Burners	20,000 and 9,200 Btu
Wok Burner	35,000 Btu
Shipping Weight	205 lbs (93 kg)

FEATURES

- Stainless steel
- Dual-stacked, sealed burners
- 35k Btu wok burner
- Stainless steel island trim
- Stainless steel bezels



36" Sealed Burner Rangetop Accessories

Stainless Steel Risers

DESCRIPTION	NUMBER	MSRP
Stainless Steel Risers*		
5" (127) Riser	808523	\$285
10" (254) Riser	808524	\$345
20" (508) Riser with Shelf	808525	\$685

*Minimum 5" (127) riser required against combustible surfaces for SRT366, minimum 10" (254) for charbroiler and griddle. Wok burner models cannot be installed against combustible surfaces, even with a riser.

Knobs and Bezels

DESCRIPTION	NUMBER	MSRP
Knobs		
Stainless Steel Knobs	827310	\$195
Stainless Steel Knobs*	827314	N/C
Red Knobs	827318	\$195
Black Knobs	827309	\$195
Black Knobs*	827313	N/C
Bezels		
Stainless Steel Bezels	818809	\$75
Brass Bezels	804378	\$75
Chrome Bezels	804384	\$75

*One set at no charge with product purchase.

Surface Accessories

DESCRIPTION	NUMBER	MSRP
Filler Trim (2-pc)	810919	\$180
2-Burner Wok Grate*	804372	\$105
Griddle Model		
11" (279) Cutting Board	809710	\$130
Griddle Cleaning Kit	812278	\$200
Cleaning Solution (4) 1-qt	812279	\$120
Cleaning Pads (6) 10-packs	9021489	\$135

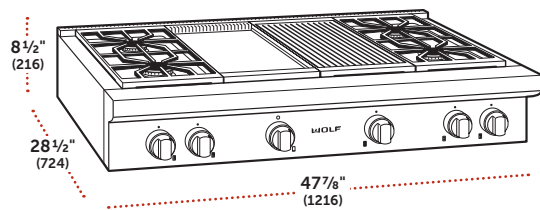
*Grate covers two burner positions allowing one burner to accommodate a rounded wok.

High Altitude Conversion Kit

DESCRIPTION	NUMBER	MSRP
LP Gas High Altitude Kit*	815896	\$75

*For installations above 8,600' (2621 m). For natural gas installations above 10,250' (3124 m), contact Wolf customer care.

Sealed Burner Rangetops



48" Sealed Burner Rangetops

Model SRT484CG

MODEL	MSRP
SRT484CG	\$6,870
SRT484CG-LP	\$6,870

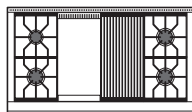
Red knobs and stainless steel bezels included with the rangetop. Black or stainless steel knobs available at no charge.

SPECIFICATIONS

Overall Dimensions	47 7/8"W (1216) x 8 1/2"H (216) x 28 1/2"D (724)
Surface Burners	20,000, 18,000, 15,000 and 9,200 Btu
Infrared Griddle	15,000 Btu (13,000 Btu LP)
Infrared Charbroiler	16,000 Btu
Shipping Weight	280 lbs (127 kg)

FEATURES

- Stainless steel
- Dual-stacked, sealed burners
- Infrared griddle and charbroiler
- Stainless steel island trim
- Stainless steel bezels



Model SRT486C

MODEL	MSRP
SRT486C	\$5,920
SRT486C-LP	\$5,920

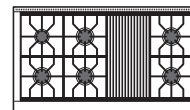
Red knobs and stainless steel bezels included with the rangetop. Black or stainless steel knobs available at no charge.

SPECIFICATIONS

Overall Dimensions	47 7/8"W (1216) x 8 1/2"H (216) x 28 1/2"D (724)
Surface Burners	20,000, (2) 18,000, (2) 15,000 and 9,200 Btu
Infrared Charbroiler	16,000 Btu
Shipping Weight	240 lbs (109 kg)

FEATURES

- Stainless steel
- Dual-stacked, sealed burners
- Infrared charbroiler
- Stainless steel island trim
- Stainless steel bezels



Model SRT486G

MODEL	MSRP
SRT486G	\$5,920
SRT486G-LP	\$5,920

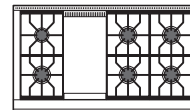
Red knobs and stainless steel bezels included with the rangetop. Black or stainless steel knobs available at no charge.

SPECIFICATIONS

Overall Dimensions	47 7/8"W (1216) x 8 1/2"H (216) x 28 1/2"D (724)
Surface Burners	20,000, (2) 18,000, (2) 15,000 and 9,200 Btu
Infrared Griddle	15,000 Btu (13,000 Btu LP)
Shipping Weight	260 lbs (118 kg)

FEATURES

- Stainless steel
- Dual-stacked, sealed burners
- Infrared griddle
- Stainless steel island trim
- Stainless steel bezels



Sealed Burner Rangetops

48" Sealed Burner Rangetops

Model SRT484DG

MODEL	MSRP
SRT484DG	\$6,870
SRT484DG-LP	\$6,870

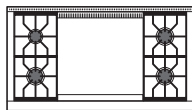
Red knobs and stainless steel bezels included with the rangetop. Black or stainless steel knobs available at no charge.

SPECIFICATIONS

Overall Dimensions	47 ⁷ / ₈ "W (1216) x 8 ¹ / ₂ "H (216) x 28 ¹ / ₂ "D (724)
Surface Burners	20,000, 18,000, 15,000 and 9,200 Btu
Double Griddle	(2) 15,000 Btu (13,000 Btu LP)
Shipping Weight	280 lbs (127 kg)

FEATURES

- Stainless steel
- Dual-stacked, sealed burners
- Infrared double griddle
- Stainless steel island trim
- Stainless steel bezels



Model SRT484W

MODEL	MSRP
SRT484W	\$6,285
SRT484W-LP	\$6,285

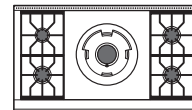
Red knobs and stainless steel bezels included with the rangetop. Black or stainless steel knobs available at no charge.

SPECIFICATIONS

Overall Dimensions	47 ⁷ / ₈ "W (1216) x 10"H (254) x 28 ¹ / ₂ "D (724)
Surface Burners	20,000, 18,000, 15,000 and 9,200 Btu
Wok Burner	35,000 Btu
Shipping Weight	256 lbs (116 kg)

FEATURES

- Stainless steel
- Dual-stacked, sealed burners
- 35k Btu wok burner
- Stainless steel island trim
- Stainless steel bezels



48" Sealed Burner Rangetop Accessories

Stainless Steel Risers

DESCRIPTION	NUMBER	MSRP
Stainless Steel Risers*		
5" (127) Riser	808526	\$330
10" (254) Riser	808527	\$405
20" (508) Riser with Shelf	808528	\$830

*Minimum 10" (254) riser required against combustible surfaces for charbroiler and griddle.

Knobs and Bezels

DESCRIPTION	NUMBER	MSRP
Knobs		
Stainless Steel Knobs	827310	\$195
Stainless Steel Knobs*	827314	N/C
Red Knobs	827318	\$195
Black Knobs	827309	\$195
Black Knobs*	827313	N/C
Bezels		
Stainless Steel Bezels	818810	\$85
Brass Bezels	804379	\$85
Chrome Bezels	804385	\$85

*One set at no charge with product purchase.

Surface Accessories

DESCRIPTION	NUMBER	MSRP
Filler Trim (2-pc)	810919	\$180
2-Burner Wok Grate*	804372	\$105
Griddle Models		
11" (279) Cutting Board	809710	\$130
22" (559) Cutting Board	822026	\$145
Griddle Cleaning Kit	812278	\$200
Cleaning Solution (4) 1-qt	812279	\$120
Cleaning Pads (6) 10-packs	9021489	\$135

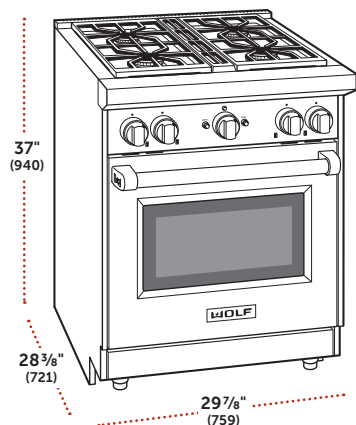
*Grate covers two burner positions allowing one burner to accommodate a rounded wok.

High Altitude Conversion Kit

DESCRIPTION	NUMBER	MSRP
LP Gas High Altitude Kit*	815896	\$75

*For installations above 8,600' (2621 m). For natural gas installations above 10,250' (3124 m), contact Wolf customer care.

Gas Ranges



30" Gas Range

Model GR304

MODEL	MSRP
GR304	\$6,030
GR304-LP	\$6,030


Red knobs and stainless steel bezels included with the range.
Black or stainless steel knobs available at no charge.

SPECIFICATIONS

Overall Dimensions	29 7/8" W (759) x 37" H (940) x 28 3/8" D (721)
Surface Burners	(3) 15,000 and (1) 9,200 Btu
Oven Capacity	4.4 cu ft (125 L)
Interior Dimensions	24" W (610) x 18 5/8" H (473) x 17" D (432)
Shipping Weight	325 lbs (147 kg)

FEATURES

- Stainless steel
- Dual-stacked, sealed burners
- Large convection gas oven with infrared broiler
- 2 standard and 1 full-extension ball bearing rack
- Broiler pan



30" Gas Range Accessories

Stainless Steel Risers

DESCRIPTION	NUMBER	MSRP
Stainless Steel Risers*		
5" (127) Riser	819073	\$260
10" (254) Riser	819077	\$315
20" (508) Riser with Shelf	819081	\$595

*Minimum 20" (508) riser required against combustible surfaces.

30" Gas Range Accessories

Knobs and Bezels

DESCRIPTION	NUMBER	MSRP
Knobs		
Stainless Steel Knobs	821181	\$195
Stainless Steel Knobs*	822193	N/C
Red Knobs	821175	\$195
Black Knobs	821178	\$195
Black Knobs*	822192	N/C
Bezels		
Stainless Steel Bezels	818808	\$65
Brass Bezels	804377	\$65
Chrome Bezels	804383	\$65

*One set at no charge with product purchase.

Surface Accessories

DESCRIPTION	NUMBER	MSRP
Filler Trim (2-pc)	810919	\$180
2-Burner Wok Grate*	804372	\$105

*Grate covers two burner positions allowing one burner to accommodate a rounded wok.

Oven Accessories

DESCRIPTION	NUMBER	MSRP
Full-Ext Ball-Bearing Rack	821194	\$195
Bake Stone Kit	821196	\$260

Leg Covers and Kickplate

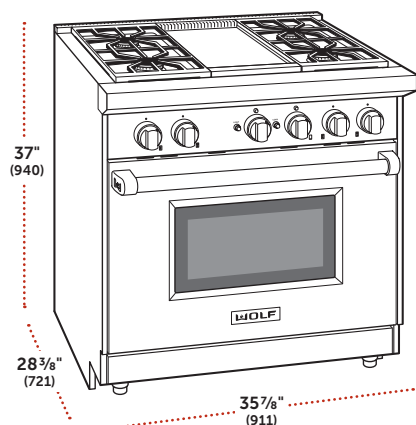
DESCRIPTION	NUMBER	MSRP
Front Leg Covers	821697	\$85
Kickplate	821198	\$25

High Altitude Conversion Kit

DESCRIPTION	NUMBER	MSRP
Natural Gas*	821204	\$75

*For installations above 8,600' (2621 m). LP models do not require conversion.

Gas Ranges



36" Gas Ranges

Model GR364G

MODEL	MSRP
GR364G	\$8,760
GR364G-LP	\$8,760

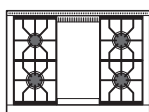
Red knobs and stainless steel bezels included with the range.
Black or stainless steel knobs available at no charge.

SPECIFICATIONS

Overall Dimensions	35 7/8"W (911) x 37"H (940) x 28 3/8"D (721)
Surface Burners	(3) 15,000 and (1) 9,200 Btu
Infrared Griddle	15,000 Btu (13,000 Btu LP)
Oven Capacity	5.5 cu ft (156 L)
Interior Dimensions	30"W (762) x 18 5/8"H (473) x 17"D (432)
Shipping Weight	470 lbs (213 kg)

FEATURES

- Stainless steel
- Dual-stacked, sealed burners
- Infrared griddle
- Large convection gas oven with infrared broiler
- 2 standard and 1 full-extension ball bearing rack
- Broiler pan



Model GR366

MODEL	MSRP
GR366	\$7,810
GR366-LP	\$7,810


Red knobs and stainless steel bezels included with the range.
Black or stainless steel knobs available at no charge.

SPECIFICATIONS

Overall Dimensions	35 7/8"W (911) x 37"H (940) x 28 3/8"D (721)
Surface Burners	(5) 15,000 and (1) 9,200 Btu
Oven Capacity	5.5 cu ft (156 L)
Interior Dimensions	30"W (762) x 18 5/8"H (473) x 17"D (432)
Shipping Weight	445 lbs (202 kg)

FEATURES

- Stainless steel
- Dual-stacked, sealed burners
- Large convection gas oven with infrared broiler
- 2 standard and 1 full-extension ball bearing rack
- Broiler pan



Model GR364C

MODEL	MSRP
GR364C	\$8,760
GR364C-LP	\$8,760

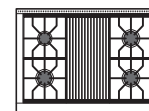
Red knobs and stainless steel bezels included with the range.
Black or stainless steel knobs available at no charge.

SPECIFICATIONS

Overall Dimensions	35 7/8"W (911) x 37"H (940) x 28 3/8"D (721)
Surface Burners	(3) 15,000 and (1) 9,200 Btu
Infrared Charbroiler	16,000 Btu
Oven Capacity	5.5 cu ft (156 L)
Interior Dimensions	30"W (762) x 18 5/8"H (473) x 17"D (432)
Shipping Weight	445 lbs (202 kg)

FEATURES

- Stainless steel
- Dual-stacked, sealed burners
- Infrared charbroiler
- Large convection gas oven with infrared broiler
- 2 standard and 1 full-extension ball bearing rack
- Broiler pan



Gas Ranges

36" Gas Range Accessories

Stainless Steel Risers

DESCRIPTION	NUMBER	MSRP
Stainless Steel Risers*		
5" (127) Riser	819074	\$295
10" (254) Riser	819078	\$345
20" (508) Riser with Shelf	819082	\$685

**Minimum 20" (508) riser required against combustible surfaces.*

Knobs and Bezels

DESCRIPTION	NUMBER	MSRP
Knobs		
Stainless Steel Knobs	821182	\$195
Stainless Steel Knobs*	822195	N/C
Red Knobs	821176	\$195
Black Knobs	821179	\$195
Black Knobs*	822194	N/C
Bezels		
Stainless Steel Bezels	818809	\$75
Brass Bezels	804378	\$75
Chrome Bezels	804384	\$75

**One set at no charge with product purchase.*

Surface Accessories

DESCRIPTION	NUMBER	MSRP
Filler Trim (2-pc)	810919	\$180
2-Burner Wok Grate*	804372	\$105
Griddle Model		
11" (279) Cutting Board	809710	\$130
Griddle Cleaning Kit	812278	\$200
Cleaning Solution (4) 1-qt	812279	\$120
Cleaning Pads (6) 10-packs	9021489	\$135

**Grate covers two burner positions allowing one burner to accommodate a rounded wok.*

Oven Accessories

DESCRIPTION	NUMBER	MSRP
Full-Ext Ball-Bearing Rack	821195	\$195
Bake Stone Kit	821197	\$270

Leg Covers and Kickplate

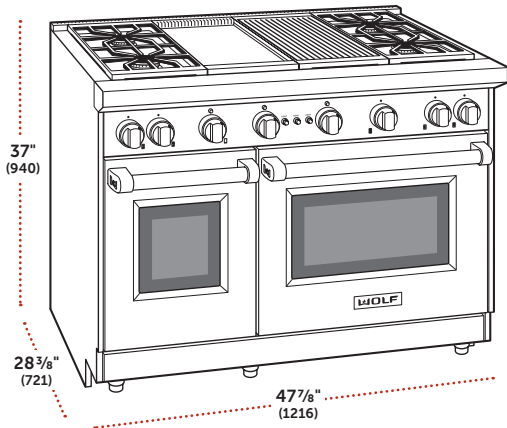
DESCRIPTION	NUMBER	MSRP
Front Leg Covers	821697	\$85
Kickplate	821199	\$25

High Altitude Conversion Kit

DESCRIPTION	NUMBER	MSRP
Natural Gas*	821204	\$75

**For installations above 8,600' (2621 m). LP models do not require conversion.*

Gas Ranges



48" Gas Ranges

Model GR484CG

MODEL	MSRP
GR484CG	\$13,865
GR484CG-LP	\$13,865

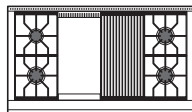
Red knobs and stainless steel bezels included with the range.
Black or stainless steel knobs available at no charge.

SPECIFICATIONS

Overall Dimensions	47 ⁷ / ₈ " W (1216) x 37" H (940) x 28 ³ / ₈ " D (721)
Surface Burners	(3) 15,000 and (1) 9,200 Btu
Infrared Griddle	15,000 Btu (13,000 Btu LP)
Infrared Charbroiler	16,000 Btu
Large Oven Capacity	4.4 cu ft (125 L)
Interior Dimensions	24" W (610) x 18 ⁵ / ₈ " H (473) x 17" D (432)
Small Oven Capacity	2.5 cu ft (71 L)
Interior Dimensions	13 ¹ / ₂ " W (356) x 18 ⁵ / ₈ " H (473) x 17" D (432)
Shipping Weight	700 lbs (318 kg)

FEATURES

- Stainless steel
- Dual-stacked, sealed burners
- Infrared charbroiler and griddle
- Large convection and small non-convection gas ovens
- 2 standard and 1 full-extension ball bearing rack in large oven
- 1 standard and 1 full-extension ball bearing rack in 18" oven
- Broiler pan



Model GR488

MODEL	MSRP
GR488	\$11,965
GR488-LP	\$11,965


Red knobs and stainless steel bezels included with the range.
Black or stainless steel knobs available at no charge.

SPECIFICATIONS

Overall Dimensions	47 ⁷ / ₈ " W (1216) x 37" H (940) x 28 ³ / ₈ " D (721)
Surface Burners	(7) 15,000 and (1) 9,200 Btu
Large Oven Capacity	4.4 cu ft (125 L)
Interior Dimensions	24" W (610) x 18 ⁵ / ₈ " H (473) x 17" D (432)
Small Oven Capacity	2.5 cu ft (71 L)
Interior Dimensions	13 ¹ / ₂ " W (356) x 18 ⁵ / ₈ " H (473) x 17" D (432)
Shipping Weight	650 lbs (295 kg)

FEATURES

- Stainless steel
- Dual-stacked, sealed burners
- Large convection and small non-convection gas ovens
- 2 standard and 1 full-extension ball bearing rack in large oven
- 1 standard and 1 full-extension ball bearing rack in 18" oven
- Broiler pan



Model GR486C

MODEL	MSRP
GR486C	\$12,915
GR486C-LP	\$12,915

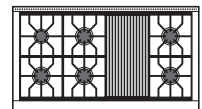
Red knobs and stainless steel bezels included with the range.
Black or stainless steel knobs available at no charge.

SPECIFICATIONS

Overall Dimensions	47 ⁷ / ₈ " W (1216) x 37" H (940) x 28 ³ / ₈ " D (721)
Surface Burners	(5) 15,000 and (1) 9,200 Btu
Infrared Charbroiler	16,000 Btu
Large Oven Capacity	4.4 cu ft (125 L)
Interior Dimensions	24" W (610) x 18 ⁵ / ₈ " H (473) x 17" D (432)
Small Oven Capacity	2.5 cu ft (71 L)
Interior Dimensions	13 ¹ / ₂ " W (356) x 18 ⁵ / ₈ " H (473) x 17" D (432)
Shipping Weight	665 lbs (302 kg)

FEATURES

- Stainless steel
- Dual-stacked, sealed burners
- Infrared charbroiler
- Large convection and small non-convection gas ovens
- 2 standard and 1 full-extension ball bearing rack in large oven
- 1 standard and 1 full-extension ball bearing rack in 18" oven
- Broiler pan



48" Gas Ranges

Model GR486G

MODEL	MSRP
GR486G	\$12,915
GR486G-LP	\$12,915

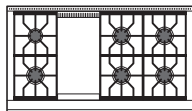
Red knobs and stainless steel bezels included with the range.
Black or stainless steel knobs available at no charge.

SPECIFICATIONS

Overall Dimensions	47 ⁷ / ₈ "W (1216) x 37"H (940) x 28 ³ / ₈ "D (721)
Surface Burners	(5) 15,000 and (1) 9,200 Btu
Infrared Griddle	15,000 Btu (13,000 Btu LP)
Large Oven Capacity	4.4 cu ft (125 L)
Interior Dimensions	24"W (610) x 18 ⁵ / ₈ "H (473) x 17"D (432)
Small Oven Capacity	2.5 cu ft (71 L)
Interior Dimensions	13 ¹ / ₂ "W (356) x 18 ⁵ / ₈ "H (473) x 17"D (432)
Shipping Weight	685 lbs (311 kg)

FEATURES

- Stainless steel
- Dual-stacked, sealed burners
- Infrared griddle
- Large convection and small non-convection gas ovens
- 2 standard and 1 full-extension ball bearing rack in large oven
- 1 standard and 1 full-extension ball bearing rack in 18" oven
- Broiler pan



Model GR484DG

MODEL	MSRP
GR484DG	\$13,865
GR484DG-LP	\$13,865

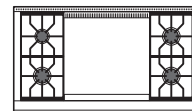
Red knobs and stainless steel bezels included with the range.
Black or stainless steel knobs available at no charge.

SPECIFICATIONS

Overall Dimensions	47 ⁷ / ₈ "W (1216) x 37"H (940) x 28 ³ / ₈ "D (721)
Surface Burners	(3) 15,000 and (1) 9,200 Btu
Double Griddle	(2) 15,000 Btu (13,000 Btu LP)
Large Oven Capacity	4.4 cu ft (125 L)
Interior Dimensions	24"W (610) x 18 ⁵ / ₈ "H (473) x 17"D (432)
Small Oven Capacity	2.5 cu ft (71 L)
Interior Dimensions	13 ¹ / ₂ "W (356) x 18 ⁵ / ₈ "H (473) x 17"D (432)
Shipping Weight	725 lbs (329 kg)

FEATURES

- Stainless steel
- Dual-stacked, sealed burners
- Infrared double griddle
- Large convection and small non-convection gas ovens
- 2 standard and 1 full-extension ball bearing rack in large oven
- 1 standard and 1 full-extension ball bearing rack in 18" oven
- Broiler pan



48" Gas Range Accessories

Stainless Steel Risers

DESCRIPTION	NUMBER	MSRP
Stainless Steel Risers*		
5" (127) Riser	819075	\$330
10" (254) Riser	819079	\$405
20" (508) Riser with Shelf	819083	\$830

*Minimum 20" (508) riser required against combustible surfaces.

Knobs and Bezels

DESCRIPTION	NUMBER	MSRP
Knobs		
Stainless Steel Knobs	821183	\$195
Stainless Steel Knobs*	822197	N/C
Red Knobs	821177	\$195
Black Knobs	821180	\$195
Black Knobs*	822196	N/C
Bezels		
Stainless Steel Bezels	818810	\$85
Brass Bezels	804379	\$85
Chrome Bezels	804385	\$85

*One set at no charge with product purchase.

Surface Accessories

DESCRIPTION	NUMBER	MSRP
Filler Trim (2-pc)	810919	\$180
2-Burner Wok Grate*	804372	\$105
Griddle Models		
11" (279) Cutting Board	809710	\$130
22" (559) Cutting Board	822026	\$145
Griddle Cleaning Kit	812278	\$200
Cleaning Solution (4) 1-qt	812279	\$120
Cleaning Pads (6) 10-packs	9021489	\$135

*Grate covers two burner positions allowing one burner to accommodate a rounded wok.

Oven Accessories

DESCRIPTION	NUMBER	MSRP
30" Oven		
Full-Ext Ball-Bearing Rack	821194	\$195
Bake Stone Kit	821196	\$260
18" Oven		
Full-Ext Ball-Bearing Rack	828265	\$145

Leg Covers and Kickplate

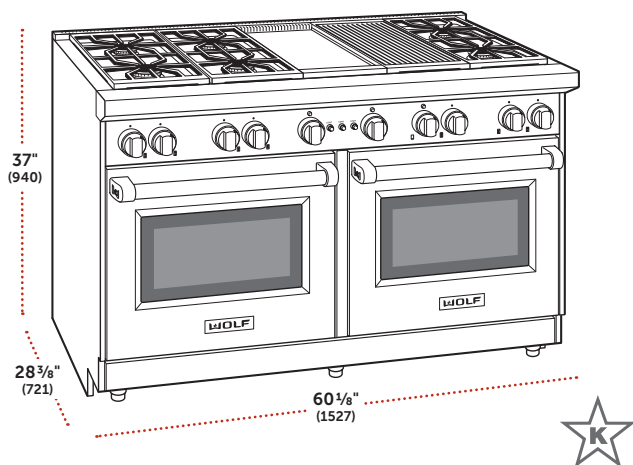
DESCRIPTION	NUMBER	MSRP
Front Leg Covers	821697	\$85
Kickplate	821200	\$25

High Altitude Conversion Kit

DESCRIPTION	NUMBER	MSRP
Natural Gas*	821204	\$75

*For installations above 8,600' (2621 m). LP models do not require conversion.

Gas Ranges



60" Gas Ranges

Model GR606CG

MODEL	MSRP
GR606CG	\$16,240
GR606CG-LP	\$16,240

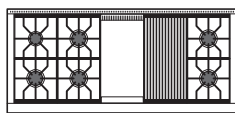
Red knobs and stainless steel bezels included with the range.
Black or stainless steel knobs available at no charge.

SPECIFICATIONS

Overall Dimensions	60 1/8"W (1527) x 37"H (940) x 28 3/8"D (721)
Surface Burners	(5) 15,000 and (1) 9,200 Btu
Infrared Griddle	15,000 Btu (13,000 Btu LP)
Infrared Charbroiler	16,000 Btu
Capacity (per oven)	4.4 cu ft (125 L)
Interior Dimensions	24"W (610) x 18 5/8"H (473) x 17"D (432)
Shipping Weight	875 lbs (397 kg)

FEATURES

- Stainless steel
- Dual-stacked, sealed burners
- Infrared charbroiler and griddle
- Two large convection gas ovens with infrared broiler
- 2 standard and 1 full-extension ball bearing rack (per oven)
- Broiler pan



Model GR606DG

MODEL	MSRP
GR606DG	\$16,240
GR606DG-LP	\$16,240

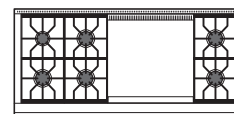
Red knobs and stainless steel bezels included with the range.
Black or stainless steel knobs available at no charge.

SPECIFICATIONS

Overall Dimensions	60 1/8"W (1527) x 37"H (940) x 28 3/8"D (721)
Surface Burners	(5) 15,000 and (1) 9,200 Btu
Double Griddle	15,000 Btu (13,000 Btu LP)
Capacity (per oven)	4.4 cu ft (125 L)
Interior Dimensions	24"W (610) x 18 5/8"H (473) x 17"D (432)
Shipping Weight	900 lbs (408 kg)

FEATURES

- Stainless steel
- Dual-stacked, sealed burners
- Infrared double griddle
- Two large convection gas ovens with infrared broiler
- 2 standard and 1 full-extension ball bearing rack (per oven)
- Broiler pan



60" Gas Range Accessories

Stainless Steel Risers

DESCRIPTION	NUMBER	MSRP
Stainless Steel Risers*		
5" (127) Riser	819076	\$420
10" (254) Riser	819080	\$485
20" (508) Riser with Shelf	819084	\$1,015

*Minimum 20" (508) riser required against combustible surfaces.

Knobs and Bezels

DESCRIPTION	NUMBER	MSRP
Knobs		
Stainless Steel Knobs	821183	\$195
Stainless Steel Knobs*	822197	N/C
Red Knobs	821177	\$195
Black Knobs	821180	\$195
Black Knobs*	822196	N/C
Bezels		
Stainless Steel Bezels	818810	\$85
Brass Bezels	804379	\$85
Chrome Bezels	804385	\$85

*One set at no charge with product purchase.

Surface Accessories

DESCRIPTION	NUMBER	MSRP
Filler Trim (2-pc)	810919	\$180
2-Burner Wok Grate*	804372	\$105
Griddle Models		
11" (279) Cutting Board	809710	\$130
22" (559) Cutting Board	822026	\$145
Griddle Cleaning Kit	812278	\$200
Cleaning Solution (4) 1-qt	812279	\$120
Cleaning Pads (6) 10-packs	9021489	\$135

*Grate covers two burner positions allowing one burner to accommodate a rounded wok.

Oven Accessories

DESCRIPTION	NUMBER	MSRP
Full-Ext Ball-Bearing Rack	821194	\$195
Bake Stone Kit	821196	\$260

Leg Covers and Kickplate

DESCRIPTION	NUMBER	MSRP
Front Leg Covers	821697	\$85
Kickplate	821201	\$25

High Altitude Conversion Kit

DESCRIPTION	NUMBER	MSRP
Natural Gas*	821204	\$75

*For installations above 8,600' (2621 m). LP models do not require conversion.

Outdoor Gas Grills, Modules, and Ventilation

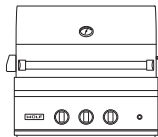
Outdoor Gas Grills, Modules, and Ventilation

Wolf outdoor products are built with premium-grade materials and tested for years of demanding outdoor use. This cooking specialist brings uncompromising performance and craftsmanship to your outdoor kitchen.

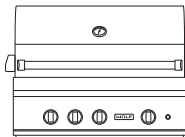
MODEL NUMBER KEY

Outdoor Gas Grill	OG
Burner Module	BM
Side Burner	SB
Grill Cart	CART
LP Gas	LP

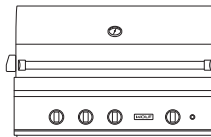
Outdoor Gas Grills and Carts



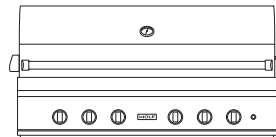
OG30



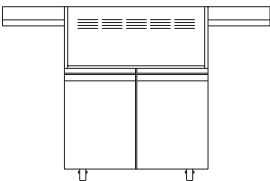
OG36



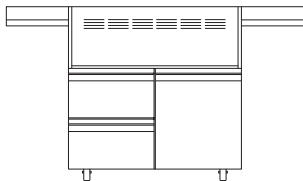
OG42



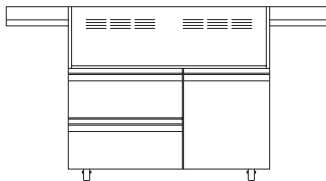
OG54



CART30



CART36



CART42

Burner Modules




BM13



SB13

Outdoor Ventilation



PW363318O

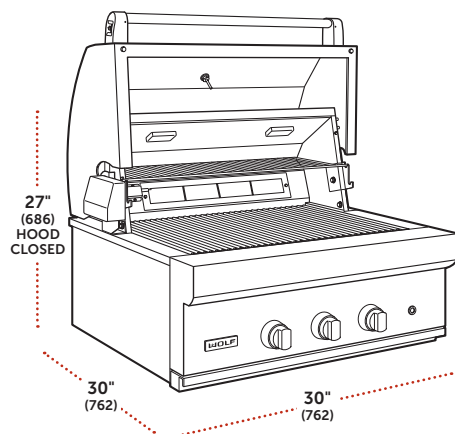


PW483318O



PW603318O

Outdoor Gas Grills



30" Outdoor Gas Grill

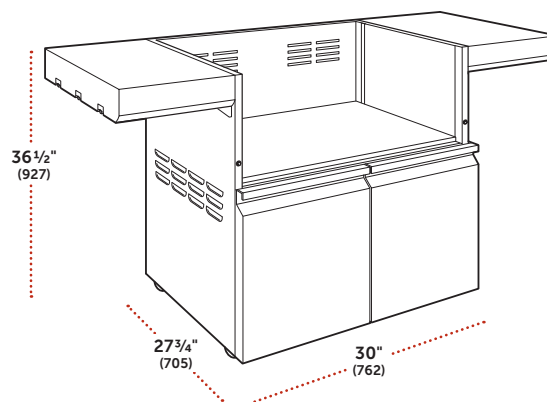
MODEL	MSRP
OG30	\$5,540
OG30-LP	\$5,540

SPECIFICATIONS

Overall Dimensions	30"W (762) x 27"H (686) x 30"D (762)
Grill Burners	(2) 25,000 Btu (7.3 kW)
Rotisserie Burner	14,000 Btu (4.1 kW)
Shipping Weight	216 lbs (98 kg)

FEATURES

- Weather-resistant stainless steel
- Built-in or portable (with CART30)
- Individually-contained grill burners
- Infrared rotisserie
- Hot-surface ignition system



30" Grill Cart

MODEL	MSRP
CART30	\$1,290

SPECIFICATIONS

Overall Dimensions	30"W (762) x 36 1/2"H (927) x 27 3/4"D (705)
Configuration	2 Doors
Shipping Weight	160 lbs (73 kg)

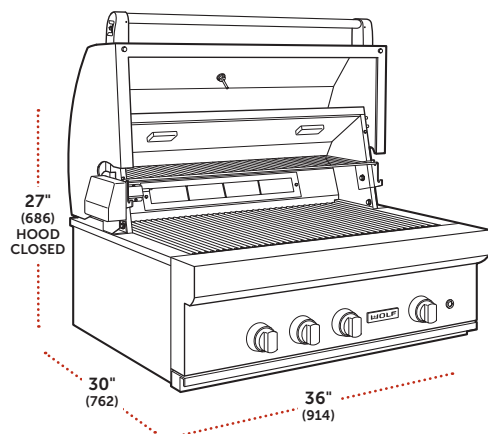
FEATURES

- Weather-resistant stainless steel
- Portable with outdoor grill OG30
- Fold-down side shelves
- Interior pull-out tray
- Side burner for cart available

Accessories

DESCRIPTION	NUMBER	MSRP
Canvas Cover		
Built-In Application	814730	\$185
Cart Application	814731	\$360
Built-In Liner	814105	\$1,275
Black Knobs	825146	\$95
Griddle Plate	825199	\$595
Conversion Kit RH Rotisserie	819434	\$65

Outdoor Gas Grills



36" Outdoor Gas Grill

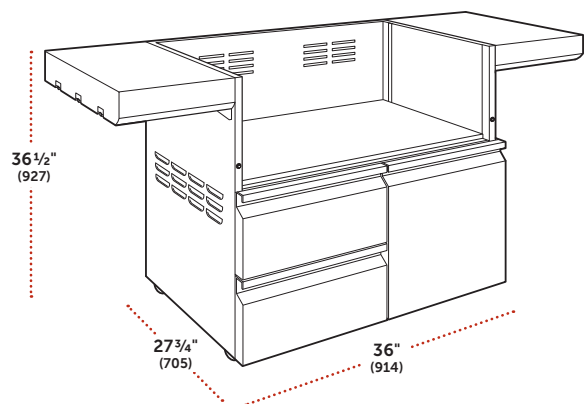
MODEL	MSRP
OG36	\$6,995
OG36-LP	\$6,995

SPECIFICATIONS

Overall Dimensions	36"W (914) x 27"H (686) x 30"D (762)
Grill Burners	(2) 25,000 Btu (7.3 kW)
Sear Zone	25,000 Btu (7.3 kW)
Rotisserie Burner	14,000 Btu (4.1 kW)
Shipping Weight	247 lbs (112 kg)

FEATURES

- Weather-resistant stainless steel
- Built-in or portable (with CART36)
- Individually-contained grill burners with infrared sear zone
- Infrared rotisserie
- Hot-surface ignition system



36" Grill Cart

MODEL	MSRP
CART36	\$1,725

SPECIFICATIONS

Overall Dimensions	36"W (914) x 36 1/2"H (927) x 27 3/4"D (705)
Configuration	Door and 2 Drawers
Shipping Weight	185 lbs (84 kg)

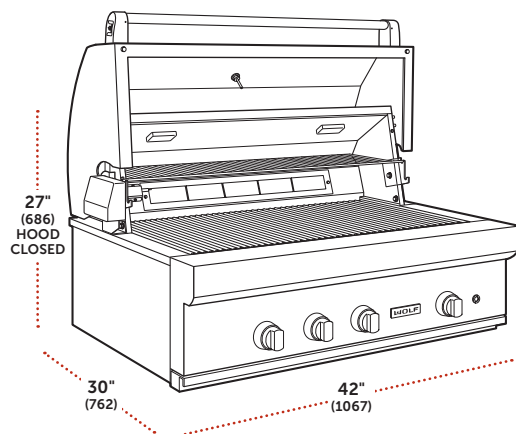
FEATURES

- Weather-resistant stainless steel
- Portable with outdoor grill OG36
- Fold-down side shelves
- Interior pull-out tray
- Side burner for cart available

Accessories

DESCRIPTION	NUMBER	MSRP
Canvas Cover		
Built-In Application	814732	\$185
Cart Application	814733	\$360
Built-In Liner	814106	\$1,310
Black Knobs	825147	\$105
Griddle Plate	825199	\$595
Conversion Kit RH Rotisserie	819434	\$65

Outdoor Gas Grills



42" Outdoor Gas Grill

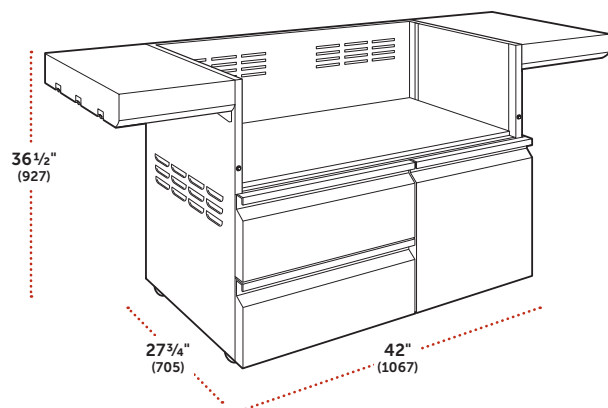
MODEL	MSRP
OG42	\$7,585
OG42-LP	\$7,585

SPECIFICATIONS

Overall Dimensions	42"W (1067) x 27"H (686) x 30"D (762)
Grill Burners	(2) 25,000 Btu (7.3 kW)
Sear Zone	25,000 Btu (7.3 kW)
Rotisserie Burner	16,000 Btu (4.7 kW)
Shipping Weight	270 lbs (122 kg)

FEATURES

- Weather-resistant stainless steel
- Built-in or portable (with CART42)
- Individually-contained grill burners with infrared sear zone
- Infrared rotisserie
- Hot-surface ignition system



42" Grill Cart

MODEL	MSRP
CART42	\$1,945

SPECIFICATIONS

Overall Dimensions	42"W (1067) x 36 1/2"H (927) x 27 3/4"D (705)
Configuration	Door and 2 Drawers
Shipping Weight	195 lbs (88 kg)

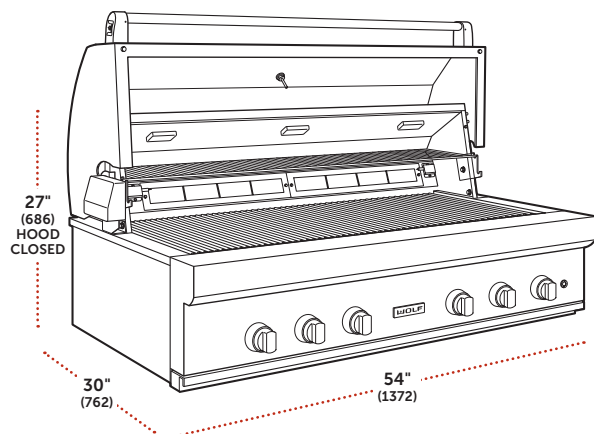
FEATURES

- Weather-resistant stainless steel
- Portable with outdoor grill OG42
- Fold-down side shelves
- Interior pull-out tray
- Side burner for cart available

Accessories

DESCRIPTION	NUMBER	MSRP
Canvas Cover		
Built-In Application	814734	\$185
Cart Application	814735	\$360
Built-In Liner	814107	\$1,405
Black Knobs	825147	\$105
Griddle Plate	825199	\$595
Conversion Kit RH Rotisserie	819434	\$65

Outdoor Gas Grills



54" Outdoor Gas Grill

MODEL	MSRP
OG54	\$10,015
OG54-LP	\$10,015

SPECIFICATIONS

Overall Dimensions	54"W (1372) x 27"H (686) x 30"D (762)
Grill Burners	(2) 25,500 Btu (7.5 kW)
Sear Zone	25,500 Btu (7.5 kW)
Rotisserie Burner	(2) 14,000 Btu (4.1 kW)
Shipping Weight	350 lbs (159 kg)

FEATURES

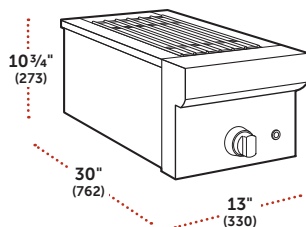
- Weather-resistant stainless steel
- Built-in application
- Individually-contained grill burners with infrared sear zone
- Infrared rotisserie
- Hot-surface ignition system

Accessories

DESCRIPTION	NUMBER	MSRP
Canvas Cover	818844	\$270
Built-In Liner	817048	\$1,850
Black Knobs*	825146	\$95
Griddle Plate	825199	\$595
Conversion Kit RH Rotisserie	819434	\$65

*Must order quantity two.

Outdoor Modules



Burner Module

MODEL	MSRP
BM13	\$1,885
BM13-LP	\$1,885

SPECIFICATIONS

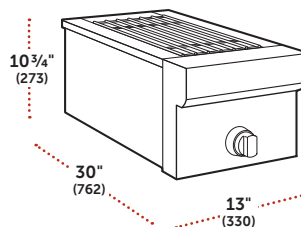
Overall Dimensions	13"W (330) x 10 ³ / ₄ "H (273) x 30"D (762)
Gas Burner (natural)	24,000 Btu (7.0 kW)
Gas Burner (LP)	25,000 Btu (7.3 kW)
Shipping Weight	50 lbs (23 kg)

FEATURES

- Weather-resistant stainless steel
- Built-in application
- Stainless steel cover included

Accessories

DESCRIPTION	NUMBER	MSRP
Black Knob	825148	\$65



Side Burner for Cart

MODEL	MSRP
SB13	\$1,945
SB13-LP	\$1,945

SPECIFICATIONS

Overall Dimensions	13"W (330) x 10 ³ / ₄ "H (273) x 30"D (762)
Gas Burner (natural)	24,000 Btu (7.0 kW)
Gas Burner (LP)	25,000 Btu (7.3 kW)
Shipping Weight	50 lbs (23 kg)

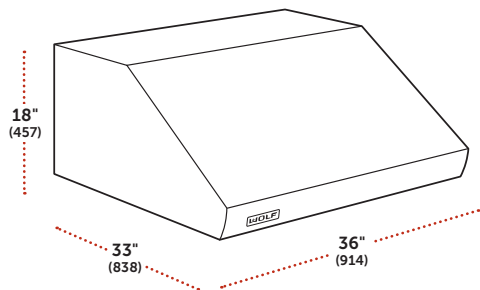
FEATURES

- Weather-resistant stainless steel
- Portable application on grill cart
- Stainless steel cover included

Accessories

DESCRIPTION	NUMBER	MSRP
Black Knob	825148	\$65

Outdoor Ventilation



36" Outdoor Pro Wall Hood

MODEL	MSRP
PW363318O*	\$2,930

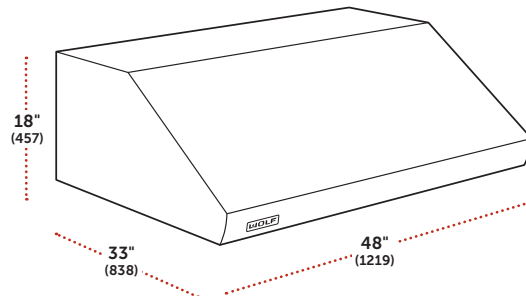
*Blower required.

SPECIFICATIONS

Overall Dimensions	36"W (914) x 18"H (457) x 33"D (838)
Discharge	Transition to 10" (254) round included
Shipping Weight	121 lbs (55 kg)

FEATURES

- Heavy-duty stainless steel
- Vertical discharge
- Internal, in-line and remote blower options
- Bright halogen lighting



48" Outdoor Pro Wall Hood

MODEL	MSRP
PW483318O*	\$3,230

*Blower required.

SPECIFICATIONS

Overall Dimensions	48"W (1219) x 18"H (457) x 33"D (838)
Discharge	Transition to 10" (254) round included
Shipping Weight	156 lbs (71 kg)

FEATURES

- Heavy-duty stainless steel
- Vertical discharge
- Internal, in-line and remote blower options
- Bright halogen lighting

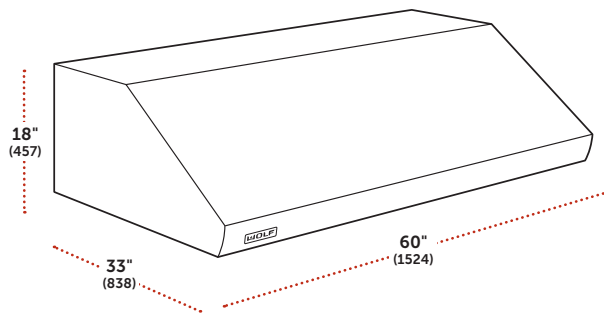
Accessories

DESCRIPTION	NUMBER	MSRP
Internal Blower		
1200 CFM	814423	\$1,010
In-line Blower		
1100 CFM	808332	\$895
Remote Blower		
1200 CFM	801642	\$1,075
1500 CFM	804701	\$1,250
Duct Cover		
6" (152) Duct Cover	828444	\$575
18" (457) Duct Cover	828447	\$700
30" (762) Duct Cover	828450	\$870

Accessories

DESCRIPTION	NUMBER	MSRP
Internal Blower		
1200 CFM	814423	\$1,010
In-line Blower		
1100 CFM	808332	\$895
Remote Blower		
1200 CFM	801642	\$1,075
1500 CFM	804701	\$1,250
Duct Cover		
6" (152) Duct Cover	828445	\$615
18" (457) Duct Cover	828448	\$755
30" (762) Duct Cover	828451	\$905

Outdoor Ventilation



60" Outdoor Pro Wall Hood

MODEL	MSRP
PW603318O*	\$3,530

*Blower required.

SPECIFICATIONS

Overall Dimensions	60"W (1524) x 18"H (457) x 33"D (838)
Discharge	Transition to 10" (254) round included
Shipping Weight	180 lbs (82 kg)

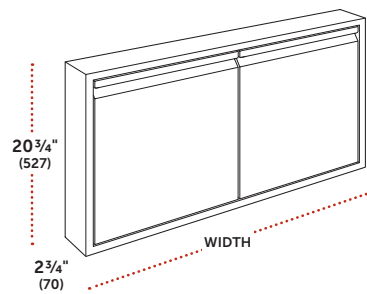
FEATURES

- Heavy-duty stainless steel
- Vertical discharge
- Internal, in-line and remote blower options
- Bright halogen lighting

Accessories

DESCRIPTION	NUMBER	MSRP
Internal Blower		
1200 CFM	814423	\$1,010
In-line Blower		
1100 CFM	808332	\$895
Remote Blower		
1200 CFM	801642	\$1,075
1500 CFM	804701	\$1,250
Duct Cover		
6" (152) Duct Cover	828446	\$685
18" (457) Duct Cover	828449	\$815
30" (762) Duct Cover	828452	\$980

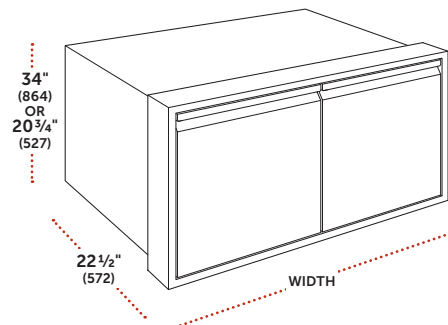
Outdoor Accessories



Accessory Doors

Stainless Steel Doors – Built-In Application

DESCRIPTION	NUMBER	MSRP
Single Door		
18" (457) Door LH	827598	\$540
18" (457) Door RH	827599	\$540
Double Doors		
30" (762) Doors	827600	\$830
36" (914) Doors	827601	\$900
42" (1067) Doors	827602	\$1,000
54" (1372) Doors	827603	\$1,205

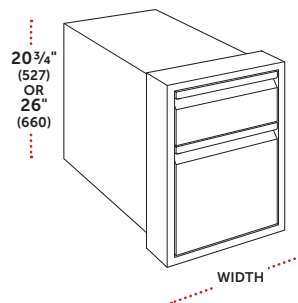


Accessory Cabinets

Stainless Steel Cabinets – Built-In Application

DESCRIPTION	NUMBER	MSRP
Dry Storage Cabinets		
24" (610) Dry Storage LH	827372	\$2,105
24" (610) Dry Storage RH	828414	\$2,105
36" (914) Dry Storage	827371	\$2,160

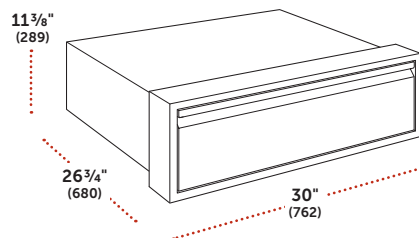
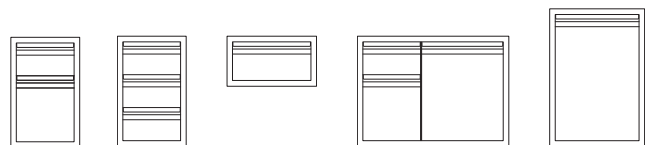
Note: Illustration above shown in 36" width.



Accessory Drawers

Stainless Steel Drawer Units – Built-In Application

DESCRIPTION	NUMBER	MSRP
Drawer Units		
13" (330) 2-Drawer	827605	\$1,140
13" (330) 3-Drawer	827606	\$1,390
18" (457) Paper Towel Drawer	827368	\$740
30" (762) Door and 2-Drawer	827607	\$1,605
Trash/Recycling Drawers		
18" (457) Single Drawer	827369	\$845
18" (457) Double Drawers	827370	\$910



Stainless Steel Drawer – Built-In Application

DESCRIPTION	NUMBER	MSRP
Single Drawer		
30" (762) Drawer	827604	\$1,140

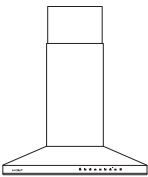
Ventilation

Choose the professional style as an iconic finishing touch, or one of the contemporary options that tuck out of sight or install as a complement to any modern kitchen design. Powerful blower controls and halogen lighting keep your cooking area bright, fresh, and clean; and filters are dishwasher safe for easy cleaning.

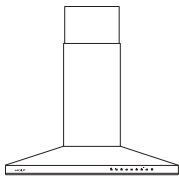
MODEL NUMBER KEY

Wall Hood	VW
Island Hood	VI
Ceiling-Mounted Hood	VC
Downdraft System	DD
Pro Wall Hood	PW
Pro Wall Chimney Hood	PWC
Pro Island Hood	PI
Pro Hood Liner	PL
Stainless Steel	S
Black	B
Glass	G
White Glass	W

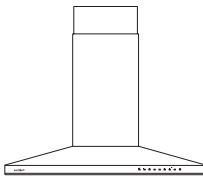
Cooktop Wall and Island Hoods



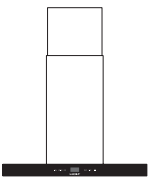
VW30S



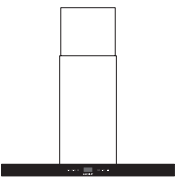
VW36S



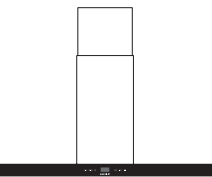
VI42S



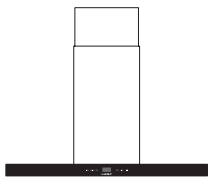
VW30B



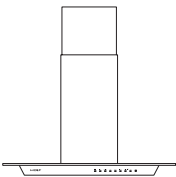
VW36B



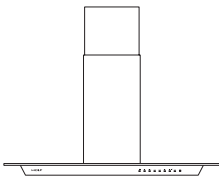
VW45B



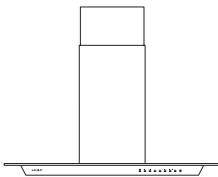
VI42B



VW36G



VW45G



VI45G

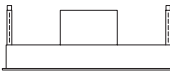
Cooktop Ceiling-Mounted Hoods



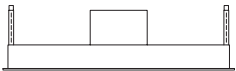
VC36S



VC48S



VC36W




VC48W


Cooktop Downdraft Systems



DD30

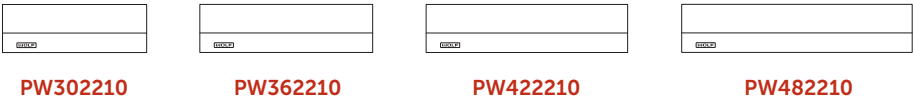


DD36



DD45


Pro Low-Profile Wall Hoods



Pro Wall Hoods



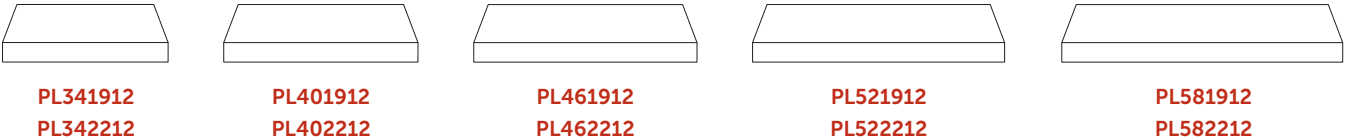
Pro Wall Chimney Hoods



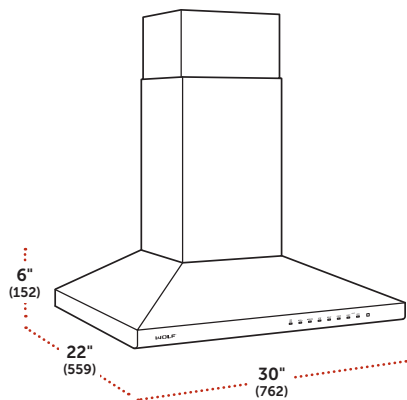
Pro Island Hoods



Pro Hood Liners



Cooktop Ventilation



30" Cooktop Wall Hood / Stainless

MODEL	MSRP
VW30S*	\$1,895

*Blower required.

SPECIFICATIONS

Overall Dimensions	30"W (762) x 6"H (152) x 22"D (559)
Telescoping Height With Flue Extension	35 1/8" (892) to 45 1/4" (1149) 49 1/8" (1248) to 59 1/4" (1505)
Discharge	Transition to 6" (152) round included
Shipping Weight	85 lbs (39 kg)

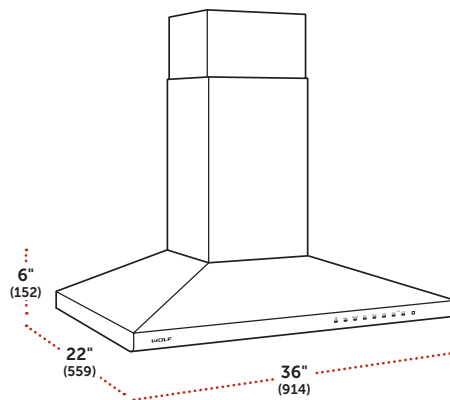
FEATURES

- Stainless steel
- Telescopic flue
- Internal, in-line and remote blower options

Accessories

DESCRIPTION	NUMBER	MSRP
Internal Blower		
300 CFM**	822726	\$480
600 CFM	822727	\$660
In-line Blower		
600 CFM	808331	\$595
Remote Blower		
600 CFM	801640	\$710
1200 CFM	801642	\$1,075
Accessories		
Recirculating Kit	823532	\$270
Recirculating Filter	823533	\$130
Flue Extension	823530	\$485
30" x 30" Wall Shield	801633	\$145
Make-Up Air Damper	820071	\$395
Remote Control	823534	\$85

**For make-up air restricted applications, capture and performance may be reduced.



36" Cooktop Wall Hood / Stainless

MODEL	MSRP
VW36S*	\$1,955

*Blower required.

SPECIFICATIONS

Overall Dimensions	36"W (914) x 6"H (152) x 22"D (559)
Telescoping Height With Flue Extension	35 1/8" (892) to 45 1/4" (1149) 49 1/8" (1248) to 59 1/4" (1505)
Discharge	Transition to 6" (152) round included
Shipping Weight	100 lbs (45 kg)

FEATURES

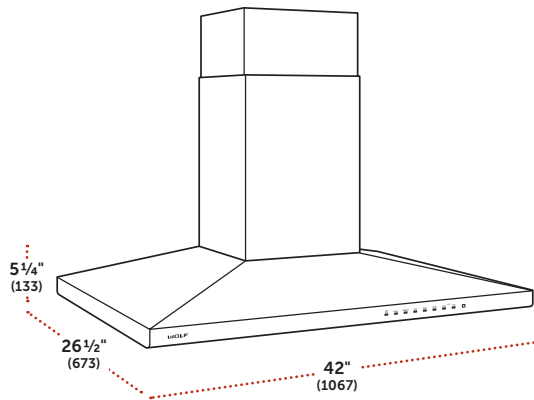
- Stainless steel
- Telescopic flue
- Internal, in-line and remote blower options

Accessories

DESCRIPTION	NUMBER	MSRP
Internal Blower		
300 CFM**	822726	\$480
600 CFM	822727	\$660
In-line Blower		
600 CFM	808331	\$595
Remote Blower		
600 CFM	801640	\$710
1200 CFM	801642	\$1,075
Accessories		
Recirculating Kit	823532	\$270
Recirculating Filter	823533	\$130
Flue Extension	823530	\$485
Make-Up Air Damper	820071	\$395
Remote Control	823534	\$85

**For make-up air restricted applications, capture and performance may be reduced.

Cooktop Ventilation



42" Cooktop Island Hood / Stainless

MODEL	MSRP
VI42S*	\$3,225

*Blower required.

SPECIFICATIONS

Overall Dimensions	42"W (1067) x 5 1/4"H (133) x 26 1/2"D (673)
Telescoping Height	28 1/2" (724) to 37 1/4" (946)
With Flue Extension	46 1/4" (1175) to 55" (1397)
Discharge	Transition to 6" (152) round included
Shipping Weight	110 lbs (50 kg)

FEATURES

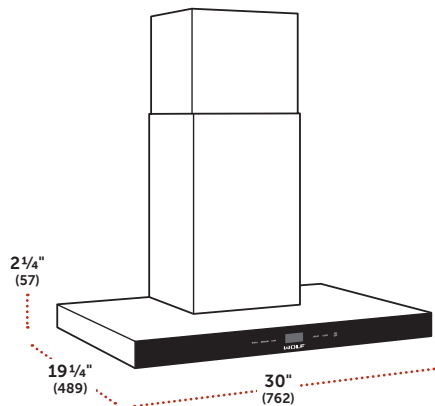
- Stainless steel
- Telescopic flue
- Internal, in-line and remote blower options

Accessories

DESCRIPTION	NUMBER	MSRP
Internal Blower		
300 CFM**	822726	\$480
600 CFM	822727	\$660
In-line Blower		
600 CFM	808331	\$595
Remote Blower		
600 CFM	801640	\$710
1200 CFM	801642	\$1,075
Accessories		
Recirculating Kit	823540	\$435
Recirculating Filter	823533	\$130
Flue Extension	823531	\$1,110
Make-Up Air Damper	820071	\$395
Remote Control	823534	\$85

**For make-up air restricted applications, capture and performance may be reduced.

Cooktop Ventilation



30" Cooktop Wall Hood / Black

MODEL	MSRP
VW30B*	\$1,960

*Blower required.

SPECIFICATIONS

Overall Dimensions	30"W (762) x 2 1/4"H (57) x 19 1/4"D (489)
Telescoping Height	31 3/8" (797) to 41 1/2" (1054)
With Flue Extension	49 1/8" (1248) to 59 1/4" (1505)
Discharge	Transition to 6" (152) round included
Weight (with blower)	53 lbs (24 kg)

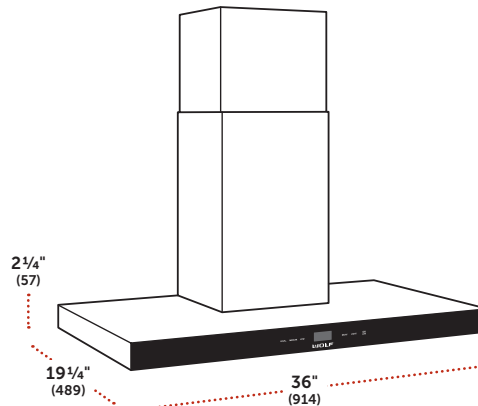
FEATURES

- Stainless steel
- Telescopic flue
- Internal, in-line and remote blower options

Accessories

DESCRIPTION	NUMBER	MSRP
Internal Blower		
300 CFM**	822726	\$480
600 CFM	822727	\$660
In-line Blower		
600 CFM	808331	\$595
Remote Blower		
600 CFM	801640	\$710
Accessories		
Recirculating Kit	823532	\$270
Recirculating Filter	823533	\$130
Flue Extension	823530	\$485
30" x 30" Wall Shield	801633	\$145
Make-Up Air Damper	820071	\$395
Remote Control	823534	\$85

**For make-up air restricted applications, capture and performance may be reduced.



36" Cooktop Wall Hood / Black

MODEL	MSRP
VW36B*	\$2,020

*Blower required.

SPECIFICATIONS

Overall Dimensions	36"W (914) x 2 1/4"H (57) x 19 1/4"D (489)
Telescoping Height	31 3/8" (797) to 41 1/2" (1054)
With Flue Extension	49 1/8" (1248) to 59 1/4" (1505)
Discharge	Transition to 6" (152) round included
Weight (with blower)	57 lbs (26 kg)

FEATURES

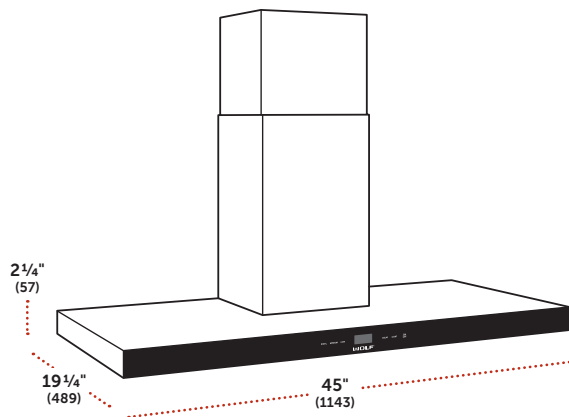
- Stainless steel
- Telescopic flue
- Internal, in-line and remote blower options

Accessories

DESCRIPTION	NUMBER	MSRP
Internal Blower		
300 CFM**	822726	\$480
600 CFM	822727	\$660
In-line Blower		
600 CFM	808331	\$595
Remote Blower		
600 CFM	801640	\$710
Accessories		
Recirculating Kit	823532	\$270
Recirculating Filter	823533	\$130
Flue Extension	823530	\$485
Make-Up Air Damper	820071	\$395
Remote Control	823534	\$85

**For make-up air restricted applications, capture and performance may be reduced.

Cooktop Ventilation



45" Cooktop Wall Hood / Black

MODEL	MSRP
VW45B*	\$2,240

*Blower required.

SPECIFICATIONS

Overall Dimensions	45"W (1143) x 2 1/4"H (57) x 19 1/4"D (489)
Telescoping Height	31 3/8" (797) to 41 1/2" (1054)
With Flue Extension	49 1/8" (1248) to 59 1/4" (1505)
Discharge	Transition to 6" (152) round included
Weight (with blower)	62 lbs (28 kg)

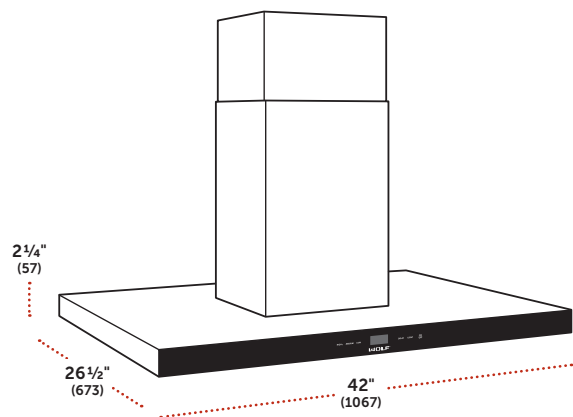
FEATURES

- Stainless steel
- Telescopic flue
- Internal, in-line and remote blower options

Accessories

DESCRIPTION	NUMBER	MSRP
Internal Blower		
300 CFM**	822726	\$480
600 CFM	822727	\$660
In-line Blower		
600 CFM	808331	\$595
Remote Blower		
600 CFM	801640	\$710
Accessories		
Recirculating Kit	823532	\$270
Recirculating Filter	823533	\$130
Flue Extension	823530	\$485
Make-Up Air Damper	820071	\$395
Remote Control	823534	\$85

**For make-up air restricted applications, capture and performance may be reduced.



42" Cooktop Island Hood / Black

MODEL	MSRP
VI42B*	\$3,290

*Blower required.

SPECIFICATIONS

Overall Dimensions	42"W (1067) x 2 1/4"H (57) x 26 1/2"D (673)
Telescoping Height	25 1/2" (648) to 34 1/4" (870)
With Flue Extension	46 1/4" (1175) to 55" (1397)
Discharge	Transition to 6" (152) round included
Weight (with blower)	92 lbs (42 kg)

FEATURES

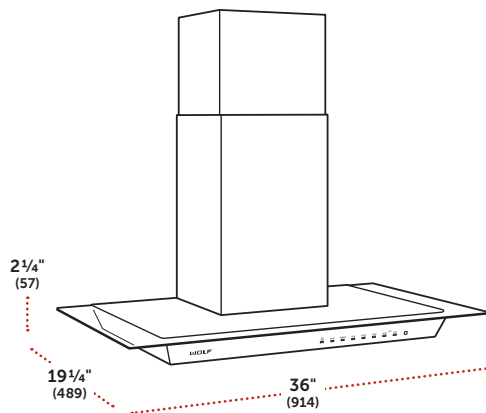
- Stainless steel
- Telescopic flue
- Internal, in-line and remote blower options

Accessories

DESCRIPTION	NUMBER	MSRP
Internal Blower		
300 CFM**	822726	\$480
600 CFM	822727	\$660
In-line Blower		
600 CFM	808331	\$595
Remote Blower		
600 CFM	801640	\$710
Accessories		
Recirculating Kit	823540	\$435
Recirculating Filter	823533	\$130
Flue Extension	823531	\$1,110
Make-Up Air Damper	820071	\$395
Remote Control	823534	\$85

**For make-up air restricted applications, capture and performance may be reduced.

Cooktop Ventilation



36" Cooktop Wall Hood / Glass

MODEL	MSRP
VW36G*	\$2,020

*Blower required.

SPECIFICATIONS

Overall Dimensions	36"W (914) x 2 1/4"H (57) x 19 1/4"D (489)
Telescoping Height	31 3/8" (797) to 41 1/2" (1054)
With Flue Extension	49 1/8" (1248) to 59 1/4" (1505)
Discharge	Transition to 6" (152) round included
Weight (with blower)	57 lbs (26 kg)

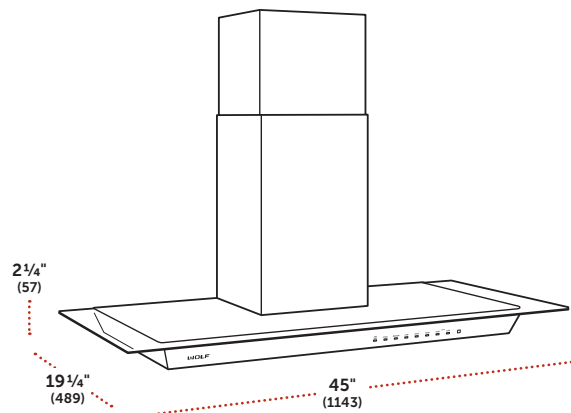
FEATURES

- Stainless steel
- Telescopic flue
- Internal, in-line and remote blower options

Accessories

DESCRIPTION	NUMBER	MSRP
Internal Blower		
300 CFM**	822726	\$480
600 CFM	822727	\$660
In-line Blower		
600 CFM	808331	\$595
Remote Blower		
600 CFM	801640	\$710
Accessories		
Recirculating Kit	823532	\$270
Recirculating Filter	823533	\$130
Flue Extension	823530	\$485
Make-Up Air Damper	820071	\$395
Remote Control	823534	\$85

**For make-up air restricted applications, capture and performance may be reduced.



45" Cooktop Wall Hood / Glass

MODEL	MSRP
VW45G*	\$2,240

*Blower required.

SPECIFICATIONS

Overall Dimensions	45"W (1143) x 2 1/4"H (57) x 19 1/4"D (489)
Telescoping Height	31 3/8" (797) to 41 1/2" (1054)
With Flue Extension	49 1/8" (1248) to 59 1/4" (1505)
Discharge	Transition to 6" (152) round included
Weight (with blower)	62 lbs (28 kg)

FEATURES

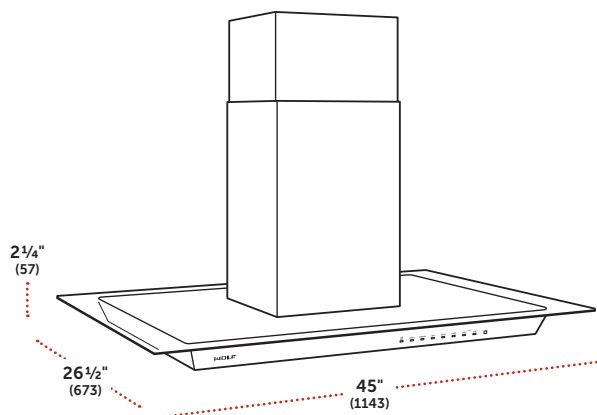
- Stainless steel
- Telescopic flue
- Internal, in-line and remote blower options

Accessories

DESCRIPTION	NUMBER	MSRP
Internal Blower		
300 CFM**	822726	\$480
600 CFM	822727	\$660
In-line Blower		
600 CFM	808331	\$595
Remote Blower		
600 CFM	801640	\$710
Accessories		
Recirculating Kit	823532	\$270
Recirculating Filter	823533	\$130
Flue Extension	823530	\$485
Make-Up Air Damper	820071	\$395
Remote Control	823534	\$85

**For make-up air restricted applications, capture and performance may be reduced.

Cooktop Ventilation



45" Cooktop Island Hood / Glass

MODEL	MSRP
VI45G*	\$3,380

*Blower required.

SPECIFICATIONS

Overall Dimensions	45"W (1143) x 2 1/4"H (57) x 26 1/2"D (673)
Telescoping Height	25 1/2" (648) to 34 1/4" (870)
With Flue Extension	46 1/4" (1175) to 55" (1397)
Discharge	Transition to 6" (152) round included
Weight (with blower)	92 lbs (42 kg)

FEATURES

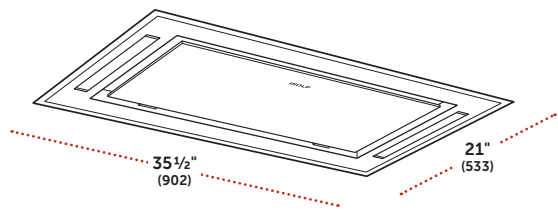
- Stainless steel
- Telescopic flue
- Internal, in-line and remote blower options

Accessories

DESCRIPTION	NUMBER	MSRP
Internal Blower		
300 CFM**	822726	\$480
600 CFM	822727	\$660
In-line Blower		
600 CFM	808331	\$595
Remote Blower		
600 CFM	801640	\$710
Accessories		
Recirculating Kit	823540	\$435
Recirculating Filter	823533	\$130
Flue Extension	823531	\$1,110
Make-Up Air Damper	820071	\$395
Remote Control	823534	\$85

**For make-up air restricted applications, capture and performance may be reduced.

Cooktop Ventilation



36" Ceiling-Mounted Hood / Stainless

MODEL	MSRP
VC36S*	\$2,365

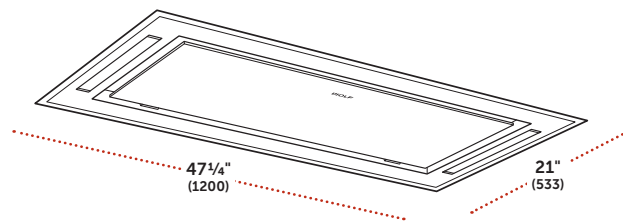
*Blower required.

SPECIFICATIONS

Overall Dimensions	35 1/2"W (902) x 12 1/4"H (311) x 21"D (533)
Discharge	Transition to 6" (152) round included
Weight (with blower)	61 lbs (28 kg)

FEATURES

- Stainless steel
- Internal, in-line and remote blower options
- Remote control included



48" Ceiling-Mounted Hood / Stainless

MODEL	MSRP
VC48S*	\$2,665

*Blower required.

SPECIFICATIONS

Overall Dimensions	47 1/4"W (1200) x 12 1/4"H (311) x 21"D (533)
Discharge	Transition to 6" (152) round included
Weight (with blower)	65 lbs (29 kg)

FEATURES

- Stainless steel
- Internal, in-line and remote blower options
- Remote control included

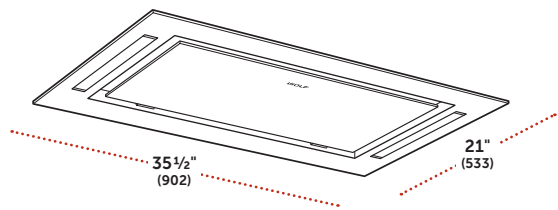
Accessories

DESCRIPTION	NUMBER	MSRP
Internal Blower		
600 CFM	822727	\$660
In-line Blower		
600 CFM	808331	\$595
Remote Blower		
600 CFM	801640	\$710
1200 CFM	801642	\$1,075
Accessories		
Recirculating Filters	828075	\$130
Make-Up Air Damper	820071	\$395
Remote Control	823534	\$85

Accessories

DESCRIPTION	NUMBER	MSRP
Internal Blower		
600 CFM	822727	\$660
In-line Blower		
600 CFM	808331	\$595
Remote Blower		
600 CFM	801640	\$710
1200 CFM	801642	\$1,075
Accessories		
Recirculating Filters	828075	\$130
Make-Up Air Damper	820071	\$395
Remote Control	823534	\$85

Cooktop Ventilation



36" Ceiling-Mounted Hood / White Glass

MODEL	MSRP
VC36W*	\$2,430

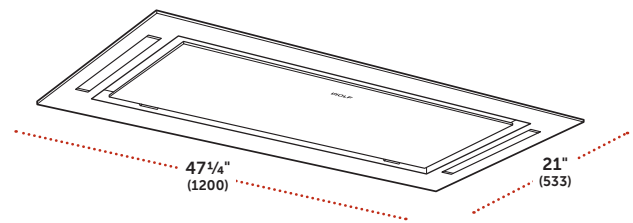
*Blower required.

SPECIFICATIONS

Overall Dimensions	35 1/2"W (902) x 12 1/4"H (311) x 21"D (533)
Discharge	Transition to 6" (152) round included
Weight (with blower)	61 lbs (28 kg)

FEATURES

- White glass
- Internal, in-line and remote blower options
- Remote control included



48" Ceiling-Mounted Hood / White Glass

MODEL	MSRP
VC48W*	\$2,730

*Blower required.

SPECIFICATIONS

Overall Dimensions	47 1/4"W (1200) x 12 1/4"H (311) x 21"D (533)
Discharge	Transition to 6" (152) round included
Weight (with blower)	65 lbs (29 kg)

FEATURES

- White glass
- Internal, in-line and remote blower options
- Remote control included

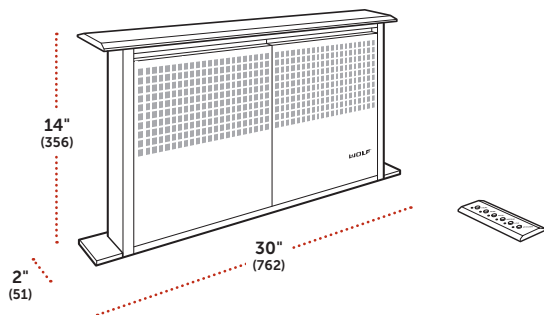
Accessories

DESCRIPTION	NUMBER	MSRP
Internal Blower		
600 CFM	822727	\$660
In-line Blower		
600 CFM	808331	\$595
Remote Blower		
600 CFM	801640	\$710
1200 CFM	801642	\$1,075
Accessories		
Recirculating Filters	828075	\$130
Make-Up Air Damper	820071	\$395
Remote Control	823534	\$85

Accessories

DESCRIPTION	NUMBER	MSRP
Internal Blower		
600 CFM	822727	\$660
In-line Blower		
600 CFM	808331	\$595
Remote Blower		
600 CFM	801640	\$710
1200 CFM	801642	\$1,075
Accessories		
Recirculating Filters	828075	\$130
Make-Up Air Damper	820071	\$395
Remote Control	823534	\$85

Cooktop Ventilation



30" Downdraft System

MODEL	MSRP
DD30*	\$1,825

*Blower required.

SPECIFICATIONS

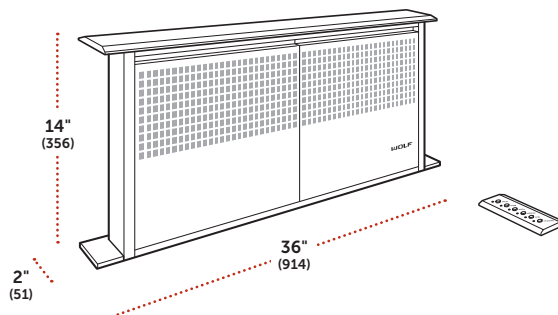
Overall Dimensions	30"W (762) x 14"H (356) x 2"D (51)
Discharge (Internal)	6" (152) Round
Discharge (In-line or Remote)	10" (254) Round
Shipping Weight	75 lbs (34 kg)

FEATURES

- Stainless steel
- Internal, in-line or remote blower options
- Wired, remote control module

Accessories

DESCRIPTION	NUMBER	MSRP
Internal Blower		
600 CFM	822725	\$660
In-line Blower		
600 CFM	808331	\$595
Remote Blower		
600 CFM	801640	\$710
1200 CFM	801642	\$1,075
Combination Installation		
Contemporary Cooktop Trim	828291	\$245
Trim Kit for SRT304	810215	\$65
Downdraft System		
Recirculating Kit	826101	\$895
Recirculating Filter	826102	\$330
Make-Up Air Damper	820071	\$395
8" Inline Damper	821147	\$105
10" Inline Damper	821148	\$120



36" Downdraft System

MODEL	MSRP
DD36*	\$1,915

*Blower required.

SPECIFICATIONS

Overall Dimensions	36"W (914) x 14"H (356) x 2"D (51)
Discharge (Internal)	6" (152) Round
Discharge (In-line or Remote)	10" (254) Round
Shipping Weight	80 lbs (36 kg)

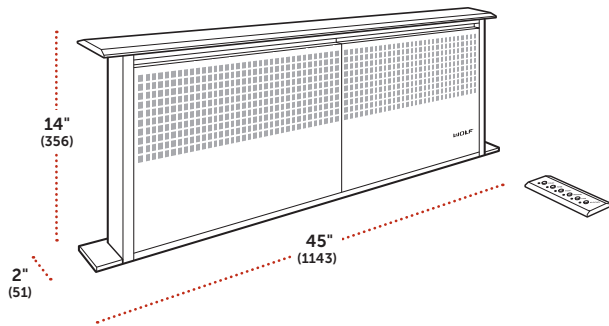
FEATURES

- Stainless steel
- Internal, in-line or remote blower options
- Wired, remote control module

Accessories

DESCRIPTION	NUMBER	MSRP
Internal Blower		
600 CFM	822725	\$660
In-line Blower		
600 CFM	808331	\$595
Remote Blower		
600 CFM	801640	\$710
1200 CFM	801642	\$1,075
Combination Installation		
Contemporary Cooktop Trim	828290	\$260
Trim Kit for SRT366	810215	\$65
Downdraft System		
Recirculating Kit	826101	\$895
Recirculating Filter	826102	\$330
Make-Up Air Damper	820071	\$395
8" Inline Damper	821147	\$105
10" Inline Damper	821148	\$120

Cooktop Ventilation



45" Downdraft System

MODEL	MSRP
DD45*	\$2,050

*Blower required.

SPECIFICATIONS

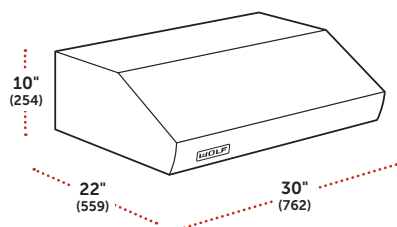
Overall Dimensions	45"W (1143) x 14"H (356) x 2"D (51)
Discharge (Internal)	6" (152) Round
Discharge (In-line or Remote)	10" (254) Round
Shipping Weight	85 lbs (39 kg)

FEATURES

- Stainless steel
- Internal, in-line or remote blower options
- Wired, remote control module

Accessories

DESCRIPTION	NUMBER	MSRP
Internal Blower		
600 CFM	822725	\$660
In-line Blower		
600 CFM	808331	\$595
Remote Blower		
600 CFM	801640	\$710
1200 CFM	801642	\$1,075
Downdraft System		
Recirculating Kit	826101	\$895
Recirculating Filter	826102	\$330
Make-Up Air Damper	820071	\$395
8" Inline Damper	821147	\$105
10" Inline Damper	821148	\$120



30" Pro Low-Profile Wall Hood

MODEL	MSRP
PW302210*	\$1,985

*Blower required.

SPECIFICATIONS

Overall Dimensions	30"W (762) x 10"H (254) x 22"D (559)
Discharge**	3 1/4" (83) x 14" (356)
Shipping Weight	39 lbs (18 kg)

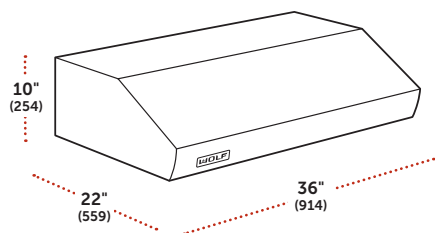
**Backdraft damper included with internal blower only.

FEATURES

- Heavy-duty stainless steel
- Adjustable discharge (transition sold separately)
- Internal, in-line and remote blower options

Accessories

DESCRIPTION	NUMBER	MSRP
Internal Blower		
500 CFM	810991	\$595
In-line Blower		
600 CFM	808331	\$595
1100 CFM	808332	\$895
Remote Blower		
600 CFM	801640	\$710
900 CFM	801641	\$895
1200 CFM	801642	\$1,075
1500 CFM	804701	\$1,250
Recirculation		
Recirculating Kit	811838	\$910
Recirculating Filter	812336	\$130
Transition		
3 1/4" x 14" to 10" Round	811194	\$120
Backsplash		
30" x 38" Backsplash	810425	\$405
Backsplash with Racks	810432	\$810
Duct Cover		
6" (152) Duct Cover	810710	\$555
12" (305) Duct Cover	810717	\$615
18" (457) Duct Cover	810724	\$685
24" (610) Duct Cover	810731	\$765
30" (762) Duct Cover	813969	\$840
36" (914) Duct Cover	827871	\$915
Make-Up Air Damper	820071	\$395



36" Pro Low-Profile Wall Hood

MODEL	MSRP
PW362210*	\$2,135

*Blower required.

SPECIFICATIONS

Overall Dimensions	36" W (914) x 10" H (254) x 22" D (559)
Discharge**	3 1/4" (83) x 14" (356)
Shipping Weight	44 lbs (20 kg)

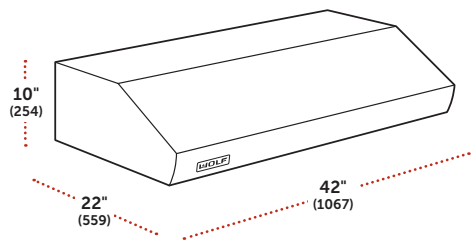
**Backdraft damper included with internal blower only.

FEATURES

- Heavy-duty stainless steel
- Adjustable discharge (transition sold separately)
- Internal, in-line and remote blower options

Accessories

DESCRIPTION	NUMBER	MSRP
Internal Blower		
500 CFM	810991	\$595
In-line Blower		
600 CFM	808331	\$595
1100 CFM	808332	\$895
Remote Blower		
600 CFM	801640	\$710
900 CFM	801641	\$895
1200 CFM	801642	\$1,075
1500 CFM	804701	\$1,250
Recirculation		
Recirculating Kit	811839	\$910
Recirculating Filter	812337	\$130
Transition		
3 1/4" x 14" to 10" Round	811194	\$120
Backsplash		
36" x 38" Backsplash	810426	\$420
Backsplash with Racks	810433	\$880
Duct Cover		
6" (152) Duct Cover	810711	\$575
12" (305) Duct Cover	810718	\$635
18" (457) Duct Cover	810725	\$700
24" (610) Duct Cover	810732	\$785
30" (762) Duct Cover	813970	\$870
36" (914) Duct Cover	827872	\$940
Make-Up Air Damper	820071	\$395



42" Pro Low-Profile Wall Hood

MODEL	MSRP
PW422210*	\$2,285

*Blower required.

SPECIFICATIONS

Overall Dimensions	42"W (1067) x 10"H (254) x 22"D (559)
Discharge	3 1/4" (83) x 14" (356)
Shipping Weight	50 lbs (23 kg)

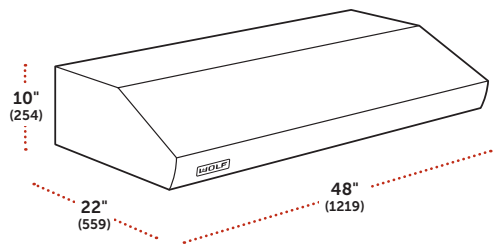
FEATURES

- Heavy-duty stainless steel
- Adjustable discharge (transition sold separately)
- In-line and remote blower options

Accessories

DESCRIPTION	NUMBER	MSRP
Internal Blower		
500 CFM	810991	\$595
In-line Blower		
600 CFM	808331	\$595
1100 CFM	808332	\$895
Remote Blower		
600 CFM	801640	\$710
900 CFM	801641	\$895
1200 CFM	801642	\$1,075
1500 CFM	804701	\$1,250
Transition		
3 1/4" x 14" to 10" Round	811194	\$120
Backsplash		
42" x 38" Backsplash	810427	\$455
Backsplash with Racks	810434	\$1,000
Duct Cover		
6" (152) Duct Cover	810712	\$595
12" (305) Duct Cover	810719	\$665
18" (457) Duct Cover	810726	\$725
24" (610) Duct Cover	810733	\$805
30" (762) Duct Cover	813971	\$890
36" (914) Duct Cover	827873	\$970
Make-Up Air Damper	820071	\$395

Pro Ventilation



48" Pro Low-Profile Wall Hood

MODEL	MSRP
PW482210*	\$2,435

*Blower required.

SPECIFICATIONS

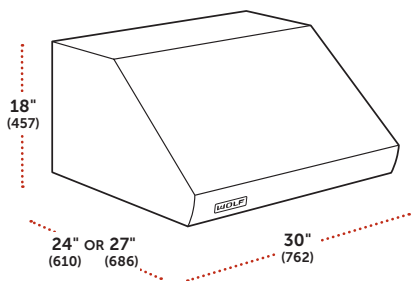
Overall Dimensions	48"W (1219) x 10"H (254) x 22"D (559)
Discharge	3 1/4" (83) x 14" (356)
Shipping Weight	55 lbs (25 kg)

FEATURES

- Heavy-duty stainless steel
- Adjustable discharge (transition sold separately)
- In-line and remote blower options

Accessories

DESCRIPTION	NUMBER	MSRP
Internal Blower		
500 CFM	810991	\$595
In-line Blower		
600 CFM	808331	\$595
1100 CFM	808332	\$895
Remote Blower		
600 CFM	801640	\$710
900 CFM	801641	\$895
1200 CFM	801642	\$1,075
1500 CFM	804701	\$1,250
Transition		
3 1/4" x 14" to 10" Round	811194	\$120
Backsplash		
48" x 38" Backsplash	810428	\$530
Backsplash with Racks	810435	\$1,100
Duct Cover		
6" (152) Duct Cover	810713	\$615
12" (305) Duct Cover	810720	\$685
18" (457) Duct Cover	810727	\$755
24" (610) Duct Cover	810734	\$830
30" (762) Duct Cover	813972	\$905
36" (914) Duct Cover	827874	\$985
Make-Up Air Damper	820071	\$395



30" Pro Wall Hood

24" Deep Hood

MODEL	MSRP
PW302418*	\$2,235

*Blower required.

SPECIFICATIONS

Overall Dimensions	30"W (762) x 18"H (457) x 24"D (610)
Discharge	Transition to 10" (254) round included
Shipping Weight	67 lbs (30 kg)

FEATURES

- Heavy-duty stainless steel
- Vertical discharge
- Horizontal discharge kit available
- Internal, in-line and remote blower options
- Recirculating kit for non-ducted applications

27" Deep Hood

MODEL	MSRP
PW302718*	\$2,310

*Blower required.

SPECIFICATIONS

Overall Dimensions	30"W (762) x 18"H (457) x 27"D (686)
Discharge	Transition to 10" (254) round included
Shipping Weight	69 lbs (31 kg)

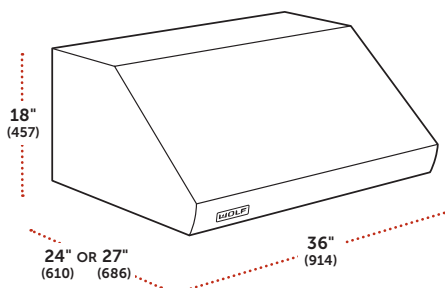
FEATURES

- Heavy-duty stainless steel
- Heat lamps (bulbs not included)
- Vertical discharge
- Internal, in-line and remote blower options
- Recirculating kit for non-ducted applications

Accessories

DESCRIPTION	NUMBER	MSRP
Internal Blower		
300 CFM**	814419	\$480
400 CFM**	829154	\$570
600 CFM	814421	\$660
800 CFM	829155	\$835
1200 CFM	814423	\$1,010
In-line Blower		
600 CFM	808331	\$595
1100 CFM	808332	\$895
Remote Blower		
600 CFM	801640	\$710
900 CFM	801641	\$895
1200 CFM	801642	\$1,075
1500 CFM	804701	\$1,250
Recirculation		
Recirculating Kit	811838	\$910
Recirculating Filter	812336	\$130
Horizontal Discharge Kit	822165	\$85
Backsplash		
30" x 38" Backsplash	810425	\$405
Backsplash with Racks	810432	\$810
Duct Cover		
6" (152) Duct Cover	810710	\$555
12" (305) Duct Cover	810717	\$615
18" (457) Duct Cover	810724	\$685
24" (610) Duct Cover	810731	\$765
30" (762) Duct Cover	813969	\$840
36" (914) Duct Cover	827871	\$915
Make-Up Air Damper	820071	\$395

**For make-up air restricted applications, capture and performance may be reduced.



36" Pro Wall Hood

24" Deep Hood

MODEL	MSRP
PW362418*	\$2,385

*Blower required.

SPECIFICATIONS

Overall Dimensions	36"W (914) x 18"H (457) x 24"D (610)
Discharge	Transition to 10" (254) round included
Shipping Weight	78 lbs (35 kg)

FEATURES

- Heavy-duty stainless steel
- Vertical discharge
- Horizontal discharge kit available
- Internal, in-line and remote blower options
- Recirculating kit for non-ducted applications

27" Deep Hood

MODEL	MSRP
PW362718*	\$2,460

*Blower required.

SPECIFICATIONS

Overall Dimensions	36"W (914) x 18"H (457) x 27"D (686)
Discharge	Transition to 10" (254) round included
Shipping Weight	80 lbs (36 kg)

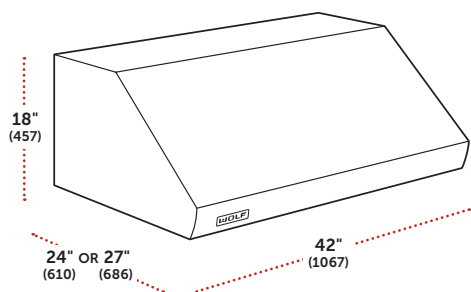
FEATURES

- Heavy-duty stainless steel
- Heat lamps (bulbs not included)
- Vertical discharge
- Internal, in-line and remote blower options
- Recirculating kit for non-ducted applications

Accessories

DESCRIPTION	NUMBER	MSRP
Internal Blower		
300 CFM**	814419	\$480
400 CFM**	829154	\$570
600 CFM	814421	\$660
800 CFM	829155	\$835
1200 CFM	814423	\$1,010
In-line Blower		
600 CFM	808331	\$595
1100 CFM	808332	\$895
Remote Blower		
600 CFM	801640	\$710
900 CFM	801641	\$895
1200 CFM	801642	\$1,075
1500 CFM	804701	\$1,250
Recirculation		
Recirculating Kit	811839	\$910
Recirculating Filter	812337	\$130
Horizontal Discharge Kit	822166	\$95
Backsplash		
36" x 38" Backsplash	810426	\$420
Backsplash with Racks	810433	\$880
Duct Cover		
6" (152) Duct Cover	810711	\$575
12" (305) Duct Cover	810718	\$635
18" (457) Duct Cover	810725	\$700
24" (610) Duct Cover	810732	\$785
30" (762) Duct Cover	813970	\$870
36" (914) Duct Cover	827872	\$940
Make-Up Air Damper	820071	\$395

**For make-up air restricted applications, capture and performance may be reduced.



42" Pro Wall Hood

24" Deep Hood

MODEL	MSRP
PW422418*	\$2,535

*Blower required.

SPECIFICATIONS

Overall Dimensions	42"W (1067) x 18"H (457) x 24"D (610)
Discharge	Transition to 10" (254) round included
Shipping Weight	86 lbs (37 kg)

FEATURES

- Heavy-duty stainless steel
- Vertical discharge
- Horizontal discharge kit available
- Internal, in-line and remote blower options

27" Deep Hood

MODEL	MSRP
PW422718*	\$2,610

*Blower required.

SPECIFICATIONS

Overall Dimensions	42"W (1067) x 18"H (457) x 27"D (686)
Discharge	Transition to 10" (254) round included
Shipping Weight	88 lbs (40 kg)

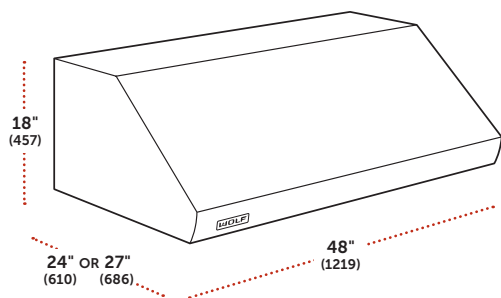
FEATURES

- Heavy-duty stainless steel
- Heat lamps (bulbs not included)
- Vertical discharge
- Internal, in-line and remote blower options

Accessories

DESCRIPTION	NUMBER	MSRP
Internal Blower		
300 CFM**	814419	\$480
400 CFM**	829154	\$570
600 CFM	814421	\$660
800 CFM	829155	\$835
1200 CFM	814423	\$1,010
In-line Blower		
600 CFM	808331	\$595
1100 CFM	808332	\$895
Remote Blower		
600 CFM	801640	\$710
900 CFM	801641	\$895
1200 CFM	801642	\$1,075
1500 CFM	804701	\$1,250
Horizontal Discharge Kit	822167	\$105
Backsplash		
42" x 38" Backsplash	810427	\$455
Backsplash with Racks	810434	\$1,000
Duct Cover		
6" (152) Duct Cover	810712	\$595
12" (305) Duct Cover	810719	\$665
18" (457) Duct Cover	810726	\$725
24" (610) Duct Cover	810733	\$805
30" (762) Duct Cover	813971	\$890
36" (914) Duct Cover	827873	\$970
Make-Up Air Damper	820071	\$395

**For make-up air restricted applications, capture and performance may be reduced.



48" Pro Wall Hood

24" Deep Hood

MODEL	MSRP
PW482418*	\$2,685

*Blower required.

SPECIFICATIONS

Overall Dimensions	48"W (1219) x 18"H (457) x 24"D (610)
Discharge	Transition to 10" (254) round included
Shipping Weight	94 lbs (43 kg)

FEATURES

- Heavy-duty stainless steel
- Vertical discharge
- Horizontal discharge kit available
- Internal, in-line and remote blower options

27" Deep Hood

MODEL	MSRP
PW482718*	\$2,760

*Blower required.

SPECIFICATIONS

Overall Dimensions	48"W (1219) x 18"H (457) x 27"D (686)
Discharge	Transition to 10" (254) round included
Shipping Weight	96 lbs (44 kg)

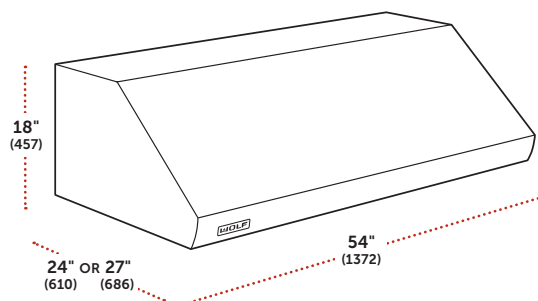
FEATURES

- Heavy-duty stainless steel
- Heat lamps (bulbs not included)
- Vertical discharge
- Internal, in-line and remote blower options

Accessories

DESCRIPTION	NUMBER	MSRP
Internal Blower		
300 CFM**	814419	\$480
400 CFM**	829154	\$570
600 CFM	814421	\$660
800 CFM	829155	\$835
1200 CFM	814423	\$1,010
In-line Blower		
600 CFM	808331	\$595
1100 CFM	808332	\$895
Remote Blower		
600 CFM	801640	\$710
900 CFM	801641	\$895
1200 CFM	801642	\$1,075
1500 CFM	804701	\$1,250
Horizontal Discharge Kit	822168	\$105
Backsplash		
48" x 38" Backsplash	810428	\$530
Backsplash with Racks	810435	\$1,100
Duct Cover		
6" (152) Duct Cover	810713	\$615
12" (305) Duct Cover	810720	\$685
18" (457) Duct Cover	810727	\$755
24" (610) Duct Cover	810734	\$830
30" (762) Duct Cover	813972	\$905
36" (914) Duct Cover	827874	\$985
Make-Up Air Damper	820071	\$395

**For make-up air restricted applications, capture and performance may be reduced.



54" Pro Wall Hood

24" Deep Hood

MODEL	MSRP
PW542418*	\$2,835

*Blower required.

SPECIFICATIONS

Overall Dimensions	54"W (1372) x 18"H (457) x 24"D (610)
Discharge	Transition to 10" (254) round included
Shipping Weight	106 lbs (48 kg)

FEATURES

- Heavy-duty stainless steel
- Vertical discharge
- Horizontal discharge kit available
- Internal, in-line and remote blower options

27" Deep Hood

MODEL	MSRP
PW542718*	\$2,910

*Blower required.

SPECIFICATIONS

Overall Dimensions	54"W (1372) x 18"H (457) x 27"D (686)
Discharge	Transition to 10" (254) round included
Shipping Weight	108 lbs (49 kg)

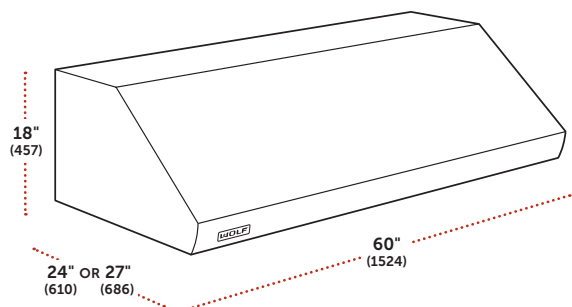
FEATURES

- Heavy-duty stainless steel
- Heat lamps (bulbs not included)
- Vertical discharge
- Internal, in-line and remote blower options

Accessories

DESCRIPTION	NUMBER	MSRP
Internal Blower		
300 CFM**	814419	\$480
400 CFM**	829154	\$570
600 CFM	814421	\$660
800 CFM	829155	\$835
1200 CFM	814423	\$1,010
In-line Blower		
600 CFM	808331	\$595
1100 CFM	808332	\$895
Remote Blower		
600 CFM	801640	\$710
900 CFM	801641	\$895
1200 CFM	801642	\$1,075
1500 CFM	804701	\$1,250
Horizontal Discharge Kit	822169	\$120
Backsplash		
54" x 38" Backsplash	810429	\$555
Backsplash with Racks	810436	\$1,175
Duct Cover		
6" (152) Duct Cover	810714	\$655
12" (305) Duct Cover	810721	\$710
18" (457) Duct Cover	810728	\$785
24" (610) Duct Cover	810735	\$870
30" (762) Duct Cover	813973	\$940
36" (914) Duct Cover	827875	\$1,015
Make-Up Air Damper	820071	\$395

**For make-up air restricted applications, capture and performance may be reduced.



60" Pro Wall Hood

24" Deep Hood

MODEL	MSRP
PW602418*	\$2,985

*Blower required.

SPECIFICATIONS

Overall Dimensions	60"W (1524) x 18"H (457) x 24"D (610)
Discharge	Transition to 10" (254) round included
Shipping Weight	116 lbs (53 kg)

FEATURES

- Heavy-duty stainless steel
- Vertical discharge
- Horizontal discharge kit available
- Internal, in-line and remote blower options

27" Deep Hood

MODEL	MSRP
PW602718*	\$3,060

*Blower required.

SPECIFICATIONS

Overall Dimensions	60"W (1524) x 18"H (457) x 27"D (686)
Discharge	Transition to 10" (254) round included
Shipping Weight	118 lbs (54 kg)

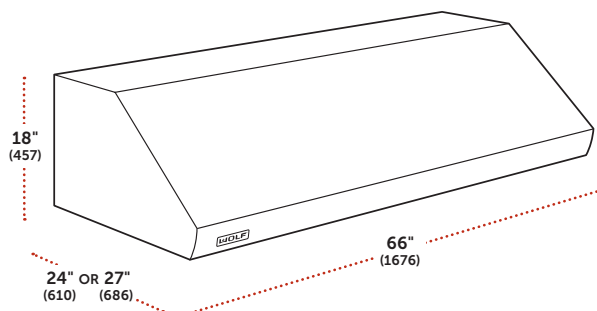
FEATURES

- Heavy-duty stainless steel
- Heat lamps (bulbs not included)
- Vertical discharge
- Internal, in-line and remote blower options

Accessories

DESCRIPTION	NUMBER	MSRP
Internal Blower		
300 CFM**	814419	\$480
400 CFM**	829154	\$570
600 CFM	814421	\$660
800 CFM	829155	\$835
1200 CFM	814423	\$1,010
In-line Blower		
600 CFM	808331	\$595
1100 CFM	808332	\$895
Remote Blower		
600 CFM	801640	\$710
900 CFM	801641	\$895
1200 CFM	801642	\$1,075
1500 CFM	804701	\$1,250
Horizontal Discharge Kit	822170	\$120
Backsplash		
60" x 38" Backsplash	810430	\$585
Backsplash with Racks	810437	\$1,255
Duct Cover		
6" (152) Duct Cover	810715	\$685
12" (305) Duct Cover	810722	\$755
18" (457) Duct Cover	810729	\$815
24" (610) Duct Cover	810736	\$895
30" (762) Duct Cover	813974	\$980
36" (914) Duct Cover	827876	\$1,055
Make-Up Air Damper	820071	\$395

**For make-up air restricted applications, capture and performance may be reduced.



66" Pro Wall Hood

24" Deep Hood

MODEL	MSRP
PW662418*	\$3,135

*Blower required.

SPECIFICATIONS

Overall Dimensions	66"W (1676) x 18"H (457) x 24"D (610)
Discharge	Transition to 10" (254) round included
Shipping Weight	126 lbs (57 kg)

FEATURES

- Heavy-duty stainless steel
- Vertical discharge
- Horizontal discharge kit available
- Internal, in-line and remote blower options

27" Deep Hood

MODEL	MSRP
PW662718*	\$3,210

*Blower required.

SPECIFICATIONS

Overall Dimensions	66"W (1676) x 18"H (457) x 27"D (686)
Discharge	Transition to 10" (254) round included
Shipping Weight	128 lbs (58 kg)

FEATURES

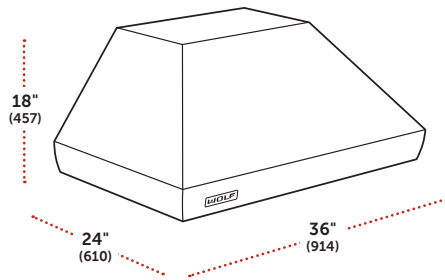
- Heavy-duty stainless steel
- Heat lamps (bulbs not included)
- Vertical discharge
- Internal, in-line and remote blower options

Accessories

DESCRIPTION	NUMBER	MSRP
Internal Blower		
300 CFM**	814419	\$480
400 CFM**	829154	\$570
600 CFM	814421	\$660
800 CFM	829155	\$835
1200 CFM	814423	\$1,010
In-line Blower		
600 CFM	808331	\$595
1100 CFM	808332	\$895
Remote Blower		
600 CFM	801640	\$710
900 CFM	801641	\$895
1200 CFM	801642	\$1,075
1500 CFM	804701	\$1,250
Horizontal Discharge Kit	822171	\$185
Backsplash		
66" x 38" Backsplash	810431	\$620
Backsplash with Racks	810438	\$1,355
Duct Cover		
6" (152) Duct Cover	810716	\$710
12" (305) Duct Cover	810723	\$785
18" (457) Duct Cover	810730	\$860
24" (610) Duct Cover	810737	\$925
30" (762) Duct Cover	813975	\$1,005
36" (914) Duct Cover	827877	\$1,085
Make-Up Air Damper	820071	\$395

**For make-up air restricted applications, capture and performance may be reduced.

Pro Ventilation



36" Pro Wall Chimney Hood

MODEL	MSRP
PWC362418*	\$2,985

*Blower required.

SPECIFICATIONS

Overall Dimensions	36"W (914) x 18"H (457) x 24"D (610)
Discharge	Transition to 10" (254) round included
Shipping Weight	78 lbs (35 kg)

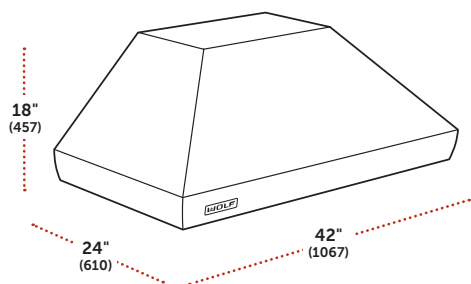
FEATURES

- Heavy-duty stainless steel
- Vertical discharge
- Internal, in-line and remote blower options

Accessories

DESCRIPTION	NUMBER	MSRP
Internal Blower		
300 CFM**	814419	\$480
400 CFM**	829154	\$570
600 CFM	814421	\$660
800 CFM	829155	\$835
1200 CFM	814423	\$1,010
In-line Blower		
600 CFM	808331	\$595
1100 CFM	808332	\$895
Remote Blower		
600 CFM	801640	\$710
900 CFM	801641	\$895
1200 CFM	801642	\$1,075
1500 CFM	804701	\$1,250
Backsplash		
36" x 38" Backsplash	810426	\$420
Backsplash with Racks	810433	\$880
Duct Cover		
6" (152) Duct Cover	811020	\$575
12" (305) Duct Cover	811024	\$635
18" (457) Duct Cover	811028	\$700
24" (610) Duct Cover	811032	\$785
30" (762) Duct Cover	826902	\$870
36" (914) Duct Cover	827878	\$940
Make-Up Air Damper	820071	\$395

**For make-up air restricted applications, capture and performance may be reduced.



42" Pro Wall Chimney Hood

MODEL	MSRP
PWC422418*	\$3,105

*Blower required.

SPECIFICATIONS

Overall Dimensions	42"W (1067) x 18"H (457) x 24"D (610)
Discharge	Transition to 10" (254) round included
Shipping Weight	86 lbs (37 kg)

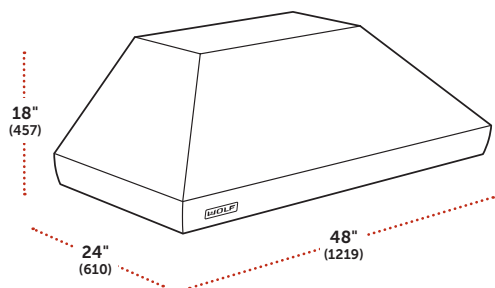
FEATURES

- Heavy-duty stainless steel
- Vertical discharge
- Internal, in-line and remote blower options

Accessories

DESCRIPTION	NUMBER	MSRP
Internal Blower		
300 CFM**	814419	\$480
400 CFM**	829154	\$570
600 CFM	814421	\$660
800 CFM	829155	\$835
1200 CFM	814423	\$1,010
In-line Blower		
600 CFM	808331	\$595
1100 CFM	808332	\$895
Remote Blower		
600 CFM	801640	\$710
900 CFM	801641	\$895
1200 CFM	801642	\$1,075
1500 CFM	804701	\$1,250
Backsplash		
42" x 38" Backsplash	810427	\$455
Backsplash with Racks	810434	\$1,000
Duct Cover		
6" (152) Duct Cover	811021	\$595
12" (305) Duct Cover	811025	\$665
18" (457) Duct Cover	811029	\$725
24" (610) Duct Cover	811033	\$805
30" (762) Duct Cover	826903	\$890
36" (914) Duct Cover	827879	\$970
Make-Up Air Damper	820071	\$395

**For make-up air restricted applications, capture and performance may be reduced.



48" Pro Wall Chimney Hood

MODEL	MSRP
PWC482418*	\$3,225

*Blower required.

SPECIFICATIONS

Overall Dimensions	48"W (1219) x 18"H (457) x 24"D (610)
Discharge	Transition to 10" (254) round included
Shipping Weight	94 lbs (43 kg)

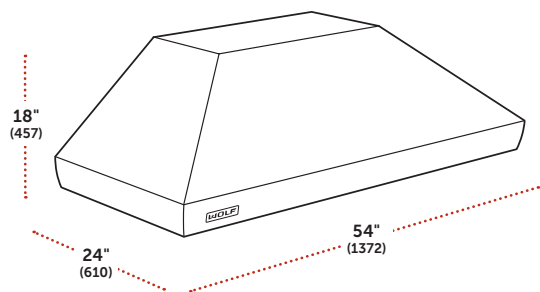
FEATURES

- Heavy-duty stainless steel
- Vertical discharge
- Internal, in-line and remote blower options

Accessories

DESCRIPTION	NUMBER	MSRP
Internal Blower		
300 CFM**	814419	\$480
400 CFM**	829154	\$570
600 CFM	814421	\$660
800 CFM	829155	\$835
1200 CFM	814423	\$1,010
In-line Blower		
600 CFM	808331	\$595
1100 CFM	808332	\$895
Remote Blower		
600 CFM	801640	\$710
900 CFM	801641	\$895
1200 CFM	801642	\$1,075
1500 CFM	804701	\$1,250
Backsplash		
48" x 38" Backsplash	810428	\$530
Backsplash with Racks	810435	\$1,100
Duct Cover		
6" (152) Duct Cover	811022	\$615
12" (305) Duct Cover	811026	\$685
18" (457) Duct Cover	811030	\$755
24" (610) Duct Cover	811034	\$830
30" (762) Duct Cover	826904	\$905
36" (914) Duct Cover	827880	\$985
Make-Up Air Damper	820071	\$395

**For make-up air restricted applications, capture and performance may be reduced.



54" Pro Wall Chimney Hood

MODEL	MSRP
PWC542418*	\$3,345

*Blower required.

SPECIFICATIONS

Overall Dimensions	54"W (1372) x 18"H (457) x 24"D (610)
Discharge	Transition to 10" (254) round included
Shipping Weight	106 lbs (48 kg)

FEATURES

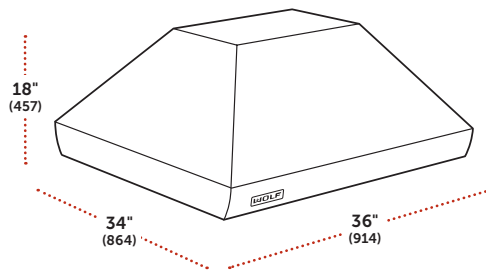
- Heavy-duty stainless steel
- Vertical discharge
- Internal, in-line and remote blower options

Accessories

DESCRIPTION	NUMBER	MSRP
Internal Blower		
300 CFM**	814419	\$480
400 CFM**	829154	\$570
600 CFM	814421	\$660
800 CFM	829155	\$835
1200 CFM	814423	\$1,010
In-line Blower		
600 CFM	808331	\$595
1100 CFM	808332	\$895
Remote Blower		
600 CFM	801640	\$710
900 CFM	801641	\$895
1200 CFM	801642	\$1,075
1500 CFM	804701	\$1,250
Backsplash		
54" x 38" Backsplash	810429	\$555
Backsplash with Racks	810436	\$1,175
Duct Cover		
6" (152) Duct Cover	811023	\$655
12" (305) Duct Cover	811027	\$710
18" (457) Duct Cover	811031	\$785
24" (610) Duct Cover	811035	\$870
30" (762) Duct Cover	826905	\$940
36" (914) Duct Cover	827881	\$1,015
Make-Up Air Damper	820071	\$395

**For make-up air restricted applications, capture and performance may be reduced.

Pro Ventilation



36" Pro Island Hood

MODEL	MSRP
PI363418*	\$3,840

*Blower required.

SPECIFICATIONS

Overall Dimensions	36"W (914) x 18"H (457) x 34"D (864)
Discharge	Transition to 10" (254) round included
Shipping Weight	95 lbs (43 kg)

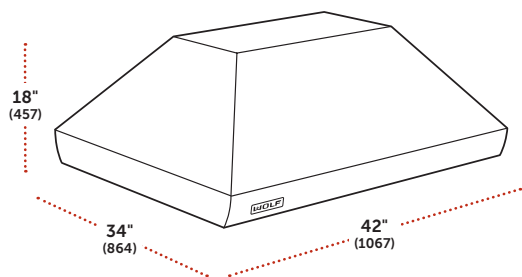
FEATURES

- Heavy-duty stainless steel
- Vertical discharge
- Internal, in-line and remote blower options

Accessories

DESCRIPTION	NUMBER	MSRP
Internal Blower		
300 CFM**	814419	\$480
400 CFM**	829154	\$570
600 CFM	814421	\$660
800 CFM	829155	\$835
1200 CFM	814423	\$1,010
In-line Blower		
600 CFM	808331	\$595
1100 CFM	808332	\$895
Remote Blower		
600 CFM	801640	\$710
900 CFM	801641	\$895
1200 CFM	801642	\$1,075
1500 CFM	804701	\$1,250
Duct Cover		
6" (152) Duct Cover	811609	\$575
12" (305) Duct Cover	811613	\$635
18" (457) Duct Cover	811617	\$700
24" (610) Duct Cover	811621	\$785
30" (762) Duct Cover	826898	\$870
36" (914) Duct Cover	827882	\$940
Make-Up Air Damper	820071	\$395

**For make-up air restricted applications, capture and performance may be reduced.



42" Pro Island Hood

MODEL	MSRP
PI423418*	\$3,990

*Blower required.

SPECIFICATIONS

Overall Dimensions	42"W (1067) x 18"H (457) x 34"D (864)
Discharge	Transition to 10" (254) round included
Shipping Weight	103 lbs (47 kg)

FEATURES

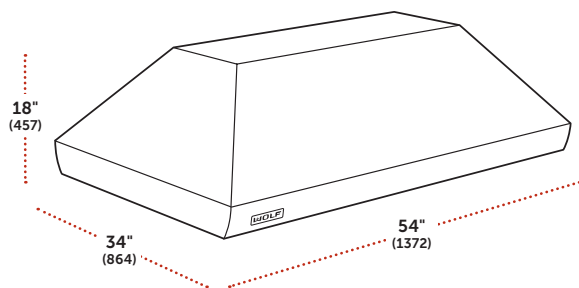
- Heavy-duty stainless steel
- Vertical discharge
- Internal, in-line and remote blower options

Accessories

DESCRIPTION	NUMBER	MSRP
Internal Blower		
300 CFM**	814419	\$480
400 CFM**	829154	\$570
600 CFM	814421	\$660
800 CFM	829155	\$835
1200 CFM	814423	\$1,010
In-line Blower		
600 CFM	808331	\$595
1100 CFM	808332	\$895
Remote Blower		
600 CFM	801640	\$710
900 CFM	801641	\$895
1200 CFM	801642	\$1,075
1500 CFM	804701	\$1,250
Duct Cover		
6" (152) Duct Cover	811610	\$595
12" (305) Duct Cover	811614	\$665
18" (457) Duct Cover	811618	\$725
24" (610) Duct Cover	811622	\$805
30" (762) Duct Cover	826899	\$890
36" (914) Duct Cover	827883	\$970
Make-Up Air Damper	820071	\$395

**For make-up air restricted applications, capture and performance may be reduced.

Pro Ventilation



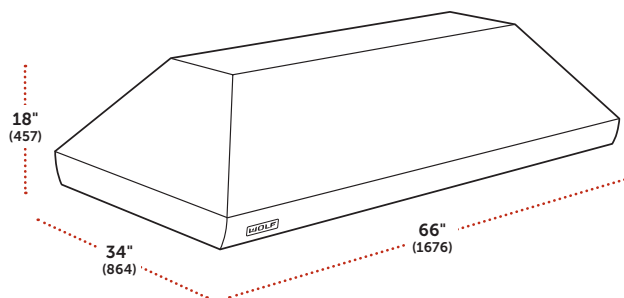
54" Pro Island Hood

MODEL	MSRP
PI543418*	\$4,290
*Blower required.	
SPECIFICATIONS	
Overall Dimensions	54"W (1372) x 18"H (457) x 34"D (864)
Discharge	Transition to 10" (254) round included
Shipping Weight	128 lbs (58 kg)
FEATURES	
<ul style="list-style-type: none"> - Heavy-duty stainless steel - Vertical discharge - Internal, in-line and remote blower options 	

Accessories

DESCRIPTION	NUMBER	MSRP
Internal Blower		
300 CFM**	814419	\$480
400 CFM**	829154	\$570
600 CFM	814421	\$660
800 CFM	829155	\$835
1200 CFM	814423	\$1,010
In-line Blower		
600 CFM	808331	\$595
1100 CFM	808332	\$895
Remote Blower		
600 CFM	801640	\$710
900 CFM	801641	\$895
1200 CFM	801642	\$1,075
1500 CFM	804701	\$1,250
Duct Cover		
6" (152) Duct Cover	811611	\$655
12" (305) Duct Cover	811615	\$710
18" (457) Duct Cover	811619	\$785
24" (610) Duct Cover	811623	\$870
30" (762) Duct Cover	826900	\$940
36" (914) Duct Cover	827884	\$1,015
Make-Up Air Damper	820071	\$395

**For make-up air restricted applications, capture and performance may be reduced.



66" Pro Island Hood

MODEL	MSRP
PI663418*	\$4,590

*Blower required.

SPECIFICATIONS

Overall Dimensions	66"W (1676) x 18"H (457) x 34"D (864)
Discharge	Transition to 10" (254) round included
Shipping Weight	168 lbs (76 kg)

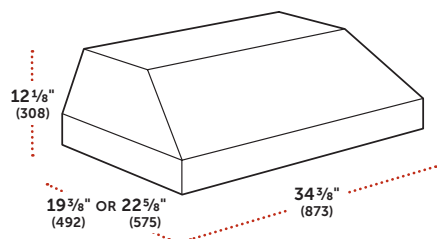
FEATURES

- Heavy-duty stainless steel
- Vertical discharge
- Internal, in-line and remote blower options

Accessories

DESCRIPTION	NUMBER	MSRP
Internal Blower		
300 CFM**	814419	\$480
400 CFM**	829154	\$570
600 CFM	814421	\$660
800 CFM	829155	\$835
1200 CFM	814423	\$1,010
In-line Blower		
600 CFM	808331	\$595
1100 CFM	808332	\$895
Remote Blower		
600 CFM	801640	\$710
900 CFM	801641	\$895
1200 CFM	801642	\$1,075
1500 CFM	804701	\$1,250
Duct Cover		
6" (152) Duct Cover	811612	\$710
12" (305) Duct Cover	811616	\$785
18" (457) Duct Cover	811620	\$860
24" (610) Duct Cover	811624	\$925
30" (762) Duct Cover	826901	\$1,005
36" (914) Duct Cover	827885	\$1,085
Make-Up Air Damper	820071	\$395

**For make-up air restricted applications, capture and performance may be reduced.



36" Pro Hood Liner

19" Deep Liner

MODEL	MSRP
PL341912*	\$1,385

*Blower required.

SPECIFICATIONS

Overall Dimensions	34 3/8" W (873) x 12 1/8" H (308) x 19 3/8" D (492)
Discharge	Transition to 10" (254) round included
Shipping Weight	45 lbs (20 kg)

FEATURES

- Stainless steel enclosed liner
- Accommodates 36" custom hood treatments
- Vertical discharge
- Internal, in-line and remote blower options

22" Deep Liner

MODEL	MSRP
PL342212*	\$1,385

*Blower required.

SPECIFICATIONS

Overall Dimensions	34 3/8" W (873) x 12 1/8" H (308) x 22 5/8" D (575)
Discharge	Transition to 10" (254) round included
Shipping Weight	45 lbs (20 kg)

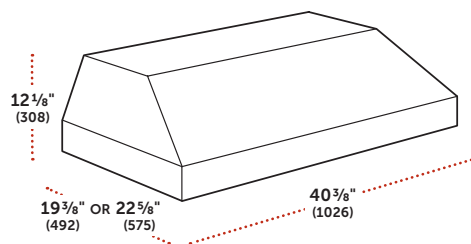
FEATURES

- Stainless steel enclosed liner
- Accommodates 36" custom hood treatments
- Vertical discharge
- Internal, in-line and remote blower options

Accessories

DESCRIPTION	NUMBER	MSRP
Internal Blower		
300 CFM**	814419	\$480
400 CFM**	829154	\$570
600 CFM	814421	\$660
800 CFM	829155	\$835
1200 CFM	814423	\$1,010
In-line Blower		
600 CFM	808331	\$595
1100 CFM	808332	\$895
Remote Blower		
600 CFM	801640	\$710
900 CFM	801641	\$895
1200 CFM	801642	\$1,075
1500 CFM	804701	\$1,250
Make-Up Air Damper	820071	\$395

**For make-up air restricted applications, capture and performance may be reduced.



42" Pro Hood Liner

19" Deep Liner

MODEL	MSRP
PL401912*	\$1,445

*Blower required.

SPECIFICATIONS

Overall Dimensions	40 3/8"W (1026) x 12 1/8"H (308) x 19 3/8"D (492)
Discharge	Transition to 10" (254) round included
Shipping Weight	50 lbs (23 kg)

FEATURES

- Stainless steel enclosed liner
- Accommodates 42" custom hood treatments
- Vertical discharge
- Internal, in-line and remote blower options

22" Deep Liner

MODEL	MSRP
PL402212*	\$1,445

*Blower required.

SPECIFICATIONS

Overall Dimensions	40 3/8"W (1026) x 12 1/8"H (308) x 22 5/8"D (575)
Discharge	Transition to 10" (254) round included
Shipping Weight	50 lbs (23 kg)

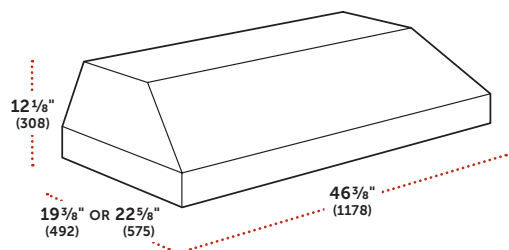
FEATURES

- Stainless steel enclosed liner
- Accommodates 42" custom hood treatments
- Vertical discharge
- Internal, in-line and remote blower options

Accessories

DESCRIPTION	NUMBER	MSRP
Internal Blower		
300 CFM**	814419	\$480
400 CFM**	829154	\$570
600 CFM	814421	\$660
800 CFM	829155	\$835
1200 CFM	814423	\$1,010
In-line Blower		
600 CFM	808331	\$595
1100 CFM	808332	\$895
Remote Blower		
600 CFM	801640	\$710
900 CFM	801641	\$895
1200 CFM	801642	\$1,075
1500 CFM	804701	\$1,250
Make-Up Air Damper	820071	\$395

**For make-up air restricted applications, capture and performance may be reduced.



48" Pro Hood Liner

19" Deep Liner

MODEL	MSRP
PL461912*	\$1,505

*Blower required.

SPECIFICATIONS

Overall Dimensions	46 3/8"W (1178) x 12 1/8"H (308) x 19 3/8"D (492)
Discharge	Transition to 10" (254) round included
Shipping Weight	60 lbs (27 kg)

FEATURES

- Stainless steel enclosed liner
- Accommodates 48" custom hood treatments
- Vertical discharge
- Internal, in-line and remote blower options

22" Deep Liner

MODEL	MSRP
PL462212*	\$1,505

*Blower required.

SPECIFICATIONS

Overall Dimensions	46 3/8"W (1026) x 12 1/8"H (308) x 22 5/8"D (575)
Discharge	Transition to 10" (254) round included
Shipping Weight	60 lbs (27 kg)

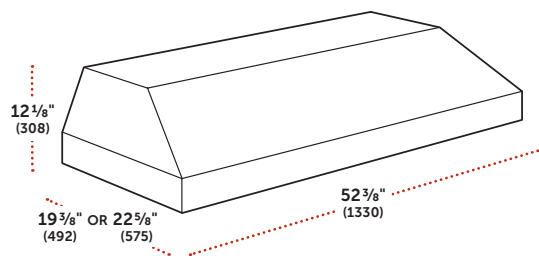
FEATURES

- Stainless steel enclosed liner
- Accommodates 48" custom hood treatments
- Vertical discharge
- Internal, in-line and remote blower options

Accessories

DESCRIPTION	NUMBER	MSRP
Internal Blower		
300 CFM**	814419	\$480
400 CFM**	829154	\$570
600 CFM	814421	\$660
800 CFM	829155	\$835
1200 CFM	814423	\$1,010
In-line Blower		
600 CFM	808331	\$595
1100 CFM	808332	\$895
Remote Blower		
600 CFM	801640	\$710
900 CFM	801641	\$895
1200 CFM	801642	\$1,075
1500 CFM	804701	\$1,250
Make-Up Air Damper	820071	\$395

**For make-up air restricted applications, capture and performance may be reduced.



54" Pro Hood Liner

19" Deep Liner

MODEL	MSRP
PL521912*	\$1,565

*Blower required.

SPECIFICATIONS

Overall Dimensions	52 3/8"W (1330) x 12 1/8"H (308) x 19 3/8"D (492)
Discharge	Transition to 10" (254) round included
Shipping Weight	75 lbs (34 kg)

FEATURES

- Stainless steel enclosed liner
- Accommodates 54" custom hood treatments
- Vertical discharge
- Internal, in-line and remote blower options

22" Deep Liner

MODEL	MSRP
PL522212*	\$1,565

*Blower required.

SPECIFICATIONS

Overall Dimensions	52 3/8"W (1026) x 12 1/8"H (308) x 22 5/8"D (575)
Discharge	Transition to 10" (254) round included
Shipping Weight	75 lbs (34 kg)

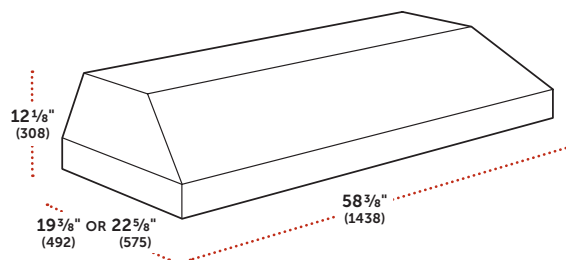
FEATURES

- Stainless steel enclosed liner
- Accommodates 54" custom hood treatments
- Vertical discharge
- Internal, in-line and remote blower options

Accessories

DESCRIPTION	NUMBER	MSRP
Internal Blower		
300 CFM**	814419	\$480
400 CFM**	829154	\$570
600 CFM	814421	\$660
800 CFM	829155	\$835
1200 CFM	814423	\$1,010
In-line Blower		
600 CFM	808331	\$595
1100 CFM	808332	\$895
Remote Blower		
600 CFM	801640	\$710
900 CFM	801641	\$895
1200 CFM	801642	\$1,075
1500 CFM	804701	\$1,250
Make-Up Air Damper	820071	\$395

**For make-up air restricted applications, capture and performance may be reduced.



60" Pro Hood Liner

19" Deep Liner

MODEL	MSRP
PL581912*	\$1,625

*Blower required.

SPECIFICATIONS

Overall Dimensions	58 3/8"W (1483) x 12 1/8"H (308) x 19 3/8"D (492)
Discharge	Transition to 10" (254) round included
Shipping Weight	80 lbs (36 kg)

FEATURES

- Stainless steel enclosed liner
- Accommodates 60" custom hood treatments
- Vertical discharge
- Internal, in-line and remote blower options

22" Deep Liner

MODEL	MSRP
PL582212*	\$1,625

*Blower required.

SPECIFICATIONS

Overall Dimensions	58 3/8"W (1483) x 12 1/8"H (308) x 22 5/8"D (575)
Discharge	Transition to 10" (254) round included
Shipping Weight	80 lbs (36 kg)

FEATURES

- Stainless steel enclosed liner
- Accommodates 60" custom hood treatments
- Vertical discharge
- Internal, in-line and remote blower options

Accessories

DESCRIPTION	NUMBER	MSRP
Internal Blower		
300 CFM**	814419	\$480
400 CFM**	829154	\$570
600 CFM	814421	\$660
800 CFM	829155	\$835
1200 CFM	814423	\$1,010
In-line Blower		
600 CFM	808331	\$595
1100 CFM	808332	\$895
Remote Blower		
600 CFM	801640	\$710
900 CFM	801641	\$895
1200 CFM	801642	\$1,075
1500 CFM	804701	\$1,250
Make-Up Air Damper	820071	\$395

**For make-up air restricted applications, capture and performance may be reduced.

Wolf Appliance Residential Limited Warranty

FOR RESIDENTIAL USE

FULL TWO YEAR WARRANTY*

For two years from the date of original installation, this Wolf Appliance product warranty covers all parts and labor to repair or replace, under normal residential use, any part of the product that proves to be defective in materials or workmanship. All service provided by Wolf Appliance under the above warranty must be performed by Wolf Factory Certified Service, unless otherwise specified by Wolf Appliance, Inc. Service will be provided during normal business hours.

LIMITED FIVE YEAR WARRANTY

For five years from the date of original installation, Wolf Appliance will repair or replace the following parts that prove to be defective in materials or workmanship: gas burners (excludes appearance), electric heating elements, blower motors (ventilation hoods), electronic control boards, magnetron tubes and induction generators. If the owner uses Wolf Factory Certified Service, the service provider will repair or replace these parts with the owner paying for all other costs, including labor. If the owner uses non-certified service, the owner must contact Wolf Appliance, Inc. (using the information below) to receive repaired or replacement parts. Wolf Appliance will not reimburse the owner for parts purchased from non-certified service or other sources.

TERMS APPLICABLE TO EACH WARRANTY

The warranty applies only to products installed for normal residential use. The warranty applies only to products installed in any one of the fifty states of the United States, the District of Columbia or the ten provinces of Canada. This warranty does not cover any parts or labor to correct any defect caused by negligence, accident or improper use, maintenance, installation, service or repair.

THE REMEDIES DESCRIBED ABOVE FOR EACH WARRANTY ARE THE ONLY ONES THAT WOLF APPLIANCE, INC. WILL PROVIDE, EITHER UNDER THIS WARRANTY OR UNDER ANY WARRANTY ARISING BY OPERATION OF LAW. WOLF APPLIANCE, INC. WILL NOT BE RESPONSIBLE FOR ANY CONSEQUENTIAL OR INCIDENTAL DAMAGES ARISING FROM THE BREACH OF THIS WARRANTY OR ANY OTHER WARRANTY, WHETHER EXPRESS, IMPLIED OR STATUTORY.

Some states do not allow the exclusion or limitation of incidental or consequential damages, so the above limitation or exclusion may not apply to you. This warranty gives you specific legal rights and you may also have other legal rights that vary from state to state.

To receive parts and/or service and the name of Wolf Factory Certified Service nearest you, contact Wolf Appliance, Inc., P.O. Box 44848, Madison, WI 53744; check the Product Support section of our website, wolfappliance.com, email us at customerservice@subzero.com or call 800-222-7820.

*Stainless steel (doors, panels, handles, product frames and interior surfaces) are covered by a limited 60-day parts and labor warranty for cosmetic defects.

*Replacement filters for ventilation hood recirculating kits are not covered by the product warranty.



Wolf Appliance Outdoor Limited Warranty*

FOR RESIDENTIAL USE

FULL ONE YEAR WARRANTY**

For one year from the date of original installation, this Wolf Appliance product warranty covers all parts and labor to repair or replace, under normal residential use, any part of the product that proves to be defective in materials or workmanship. All service provided by Wolf Appliance under the above warranty must be performed by Wolf Factory Certified Service, unless otherwise specified by Wolf Appliance, Inc. Service will be provided during normal business hours.

LIMITED FIVE YEAR WARRANTY

For five years from the date of original installation, Wolf Appliance will repair or replace the following parts that prove to be defective in materials or workmanship: stainless steel briquette trays, gas valves, drip pans, electronic control boards and electric heating elements. If the owner uses Wolf Factory Certified Service, the service provider will repair or replace these parts with the owner paying for all other costs, including labor. If the owner uses non-certified service, the owner must contact Wolf Appliance, Inc. (using the information below) to receive repaired or replacement parts. Wolf Appliance will not reimburse the owner for parts purchased from non-certified service or other sources.

LIMITED LIFETIME WARRANTY

For the life of the product, Wolf Appliance will repair or replace the following parts that prove to be defective in materials or workmanship: all stainless steel components (excludes surface corrosion, scratches, discoloration, weather and atmospheric related staining and minor surface rust and oxidation). If the owner uses Wolf Factory Certified Service, the service provider will repair or replace these parts with the owner paying for all other costs, including labor. If the owner uses non-certified service, the owner must contact Wolf Appliance, Inc. (using the information below) to receive repaired or replacement parts. Wolf Appliance will not reimburse the owner for parts purchased from non-certified service or other sources.

TERMS APPLICABLE TO EACH WARRANTY

The warranty applies only to products installed for normal residential use. The warranty applies only to products installed in any one of the fifty states of the United States, the District of Columbia or the ten provinces of Canada. This warranty does not cover any parts or labor to correct any defect caused by negligence, accident or improper use, maintenance, installation, service or repair.

THE REMEDIES DESCRIBED ABOVE FOR EACH WARRANTY ARE THE ONLY ONES THAT WOLF APPLIANCE, INC. WILL PROVIDE, EITHER UNDER THIS WARRANTY OR UNDER ANY WARRANTY ARISING BY OPERATION OF LAW. WOLF APPLIANCE, INC. WILL NOT BE RESPONSIBLE FOR ANY CONSEQUENTIAL OR INCIDENTAL DAMAGES ARISING FROM THE BREACH OF THIS WARRANTY OR ANY OTHER WARRANTY, WHETHER EXPRESS, IMPLIED OR STATUTORY.

Some states do not allow the exclusion or limitation of incidental or consequential damages, so the above limitation or exclusion may not apply to you. This warranty gives you specific legal rights and you may also have other legal rights that vary from state to state.

To receive parts and/or service and the name of Wolf Factory Certified Service nearest you, contact Wolf Appliance, Inc., P.O. Box 44848, Madison, WI 53744; check the Product Support section of our website, wolfappliance.com, email us at customerservice@subzero.com or call 800-222-7820.

*Product must be approved for outdoor use, designated by model and serial number.

**Stainless steel (doors, panels, handles, product frames and interior surfaces) are covered by a limited 60-day parts and labor warranty for cosmetic defects.



Wolf Appliance Display Products Limited Warranty*

FOR RESIDENTIAL USE

FULL ONE YEAR WARRANTY**

For one year from the date of original installation, this Wolf Appliance product warranty covers all parts and labor to repair or replace, under normal residential use, any part of the product that proves to be defective in materials or workmanship. All service provided by Wolf Appliance under the above warranty must be performed by Wolf Factory Certified Service, unless otherwise specified by Wolf Appliance, Inc. Service will be provided during normal business hours.

TERMS APPLICABLE TO EACH WARRANTY

The warranty applies only to products installed for normal residential use. The warranty applies only to products installed in any one of the fifty states of the United States, the District of Columbia or the ten provinces of Canada. This warranty does not cover any parts or labor to correct any defect caused by negligence, accident or improper use, maintenance, installation, service or repair.

THE REMEDIES DESCRIBED ABOVE FOR EACH WARRANTY ARE THE ONLY ONES THAT WOLF APPLIANCE, INC. WILL PROVIDE, EITHER UNDER THIS WARRANTY OR UNDER ANY WARRANTY ARISING BY OPERATION OF LAW. WOLF APPLIANCE, INC. WILL NOT BE RESPONSIBLE FOR ANY CONSEQUENTIAL OR INCIDENTAL DAMAGES ARISING FROM THE BREACH OF THIS WARRANTY OR ANY OTHER WARRANTY, WHETHER EXPRESS, IMPLIED OR STATUTORY.

Some states do not allow the exclusion or limitation of incidental or consequential damages, so the above limitation or exclusion may not apply to you. This warranty gives you specific legal rights and you may also have other legal rights that vary from state to state.

To receive parts and/or service and the name of Wolf Factory Certified Service nearest you, contact Wolf Appliance, Inc., P.O. Box 44848, Madison, WI 53744; check the Product Support section of our website, wolfappliance.com, email us at customerservice@subzero.com or call 800-222-7820.

*Display products sold more than three years from the invoice date.

**Stainless steel (doors, panels, handles, product frames and interior surfaces) are covered by a limited 60-day parts and labor warranty for cosmetic defects.

**Replacement filters for ventilation hood recirculating kits are not covered by the product warranty.



Wolf Appliance Non-Residential Limited Warranty

FOR NON-RESIDENTIAL USE

SPECIAL APPLICATION

This warranty is designed specifically to cover products installed in demonstration kitchens, test kitchens, culinary and school kitchens and other similar installations that will help promote the Wolf Appliance brand and its products. Restaurant installations and other similar commercial applications are excluded and do not have applicable warranty.

FULL TWO YEAR WARRANTY*

For two years from the date of original installation, this Wolf Appliance product warranty covers all parts and labor to repair or replace, under normal residential use, any part of the product that proves to be defective in materials or workmanship. All service provided by Wolf Appliance under the above warranty must be performed by Wolf Factory Certified Service, unless otherwise specified by Wolf Appliance, Inc. Service will be provided during normal business hours.

TERMS APPLICABLE TO EACH WARRANTY

The warranty applies only to products installed in any one of the fifty states of the United States, the District of Columbia or the ten provinces of Canada. This warranty does not cover any parts or labor to correct any defect caused by negligence, accident or improper use, maintenance, installation, service or repair.

THE REMEDIES DESCRIBED ABOVE FOR EACH WARRANTY ARE THE ONLY ONES THAT WOLF APPLIANCE, INC. WILL PROVIDE, EITHER UNDER THIS WARRANTY OR UNDER ANY WARRANTY ARISING BY OPERATION OF LAW. WOLF APPLIANCE, INC. WILL NOT BE RESPONSIBLE FOR ANY CONSEQUENTIAL OR INCIDENTAL DAMAGES ARISING FROM THE BREACH OF THIS WARRANTY OR ANY OTHER WARRANTY, WHETHER EXPRESS, IMPLIED OR STATUTORY.

Some states do not allow the exclusion or limitation of incidental or consequential damages, so the above limitation or exclusion may not apply to you. This warranty gives you specific legal rights and you may also have other legal rights that vary from state to state.

To receive parts and/or service and the name of Wolf Factory Certified Service nearest you, contact Wolf Appliance, Inc., P.O. Box 44848, Madison, WI 53744; check the Product Support section of our website, wolfappliance.com, email us at customerservice@subzero.com or call 800-222-7820.

*Stainless steel (doors, panels, handles, product frames and interior surfaces) are covered by a limited 60-day parts and labor warranty for cosmetic defects.

*Replacement filters for ventilation hood recirculating kits are not covered by the product warranty.



20

22

