

# 2022

*UNITED STATES*  
**DISTRIBUTOR PRICE LIST**

---

**PRICES EFFECTIVE**  
**02/04/2022**



|   |    |
|---|----|
| Classic Series Refrigeration.....               | 2  |
| PRO Series Refrigeration.....                   | 36 |
| Designer Series Refrigeration.....              | 41 |
| Designer Series Undercounter Refrigeration..... | 54 |
| Undercounter Ice Maker.....                     | 72 |
| Wine Storage.....                               | 74 |
| Accessory Handles.....                          | 83 |
| Sub-Zero Warranties.....                        | 88 |

Model numbers, specifications, and prices are subject to change at any time without notice. Visit [subzero.com/specs](http://subzero.com/specs), for the most up-to-date information.

**IMPORTANT NOTE:** Throughout this price list, dimensions in parentheses are in millimeters unless otherwise specified.

**NOTE ALSO:** Use of Manufacturer's Suggested Retail Price ("MSRP") is subject to the requirements of Section 1.6 of the Sub-Zero Distributor Agreement, as amended.



Indicates Wi-Fi enabled.



Indicates Star-K certified.

*The information and images in this guide are the copyright property of Sub-Zero, Inc. Neither this guide nor any information or images contained herein may be copied or used in whole or in part without the express written permission of Sub-Zero, Inc. ©Sub-Zero, Inc. all rights reserved.*

*Sub-Zero, Sub-Zero & Design, Sub-Zero & Snowflake Design, Dual Refrigeration, The Living Kitchen, Great American Kitchens The Fine Art of Kitchen Design, Wolf, Wolf & Design, Wolf Gourmet, W & Design, red colored knobs, Cove, and Cove & Design, are registered trademarks and service marks of Sub-Zero Group, Inc. and its subsidiaries.*

*All other trademarks are property of their respective owners in the United States and other countries.*

## Classic Series Refrigeration

In the 1950s, Sub-Zero pioneered the concept of built-in refrigeration. Today, our Classic Series represents the iconic look that comes to mind when one hears "Sub-Zero" with a visible grille and powerful hinges that stand the test of time.

- Split Climate™ intelligent cooling system consistently optimizes refrigerator temperature within 1 degree of set point.
- ClearSight™ LED lighting scheme fully illuminates the interior and reduces shadows.
- Advanced water filtration and air purification systems.
- Available in a stainless steel or custom panel look that can be installed flush inset or proud of surrounding cabinetry.
- Handle options coordinate with Wolf cooking and Cove dishwashing products.
- Energy efficient; many models are ENERGY STAR® qualified.
- Flip-up grille provides easy access for routine maintenance.
- One 90° door stop included.
- All models are Star-K certified.

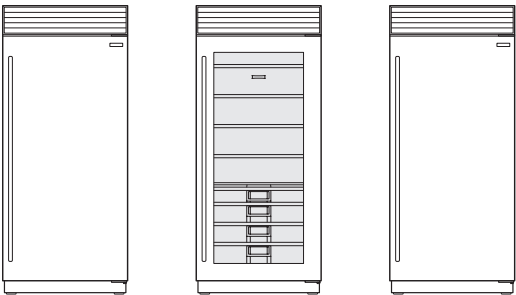
### MODEL NUMBER KEY

|                              |    |
|------------------------------|----|
| Classic Series Refrigeration | CL |
| All Refrigerator             | R  |
| All Freezer                  | F  |
| Over-and-Under               | U  |
| French Door                  | FD |
| Side-by-Side                 | S  |
| Glass Door                   | G  |
| High Altitude Glass Door     | A  |
| Ice and Water Dispenser      | D  |
| Internal Dispenser           | ID |
| Overlay Model                | /O |
| Stainless Steel Model        | /S |
| Tubular Handle               | /T |
| Pro Handle                   | /P |
| Right-Hinge                  | /R |
| Left-Hinge                   | /L |



# Classic Series Refrigeration

## All Refrigerator / All Freezer Models



CL3650R(ID)      CL3650RG      CL3650F

Models are shown with stainless steel panels and tubular handles.

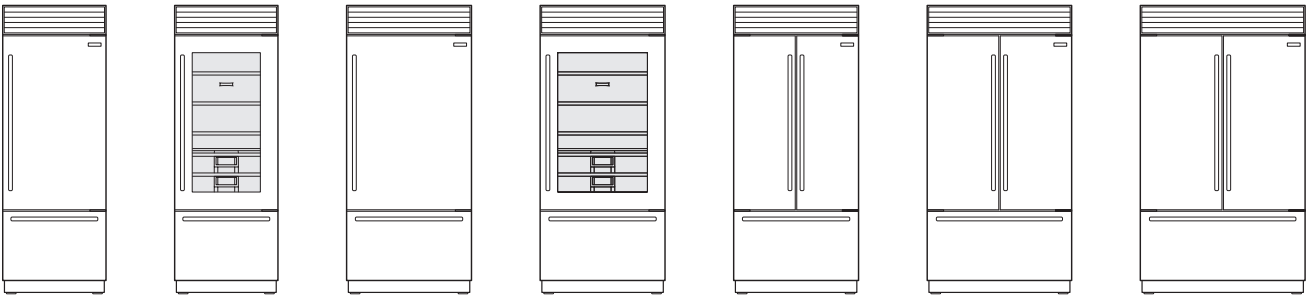
Specify right-hinge (/R) or left-hinge (/L) door when ordering.

Overall dimensions are based on stainless steel models.

Annual energy usage is based on 12 cents per kilowatt hour.

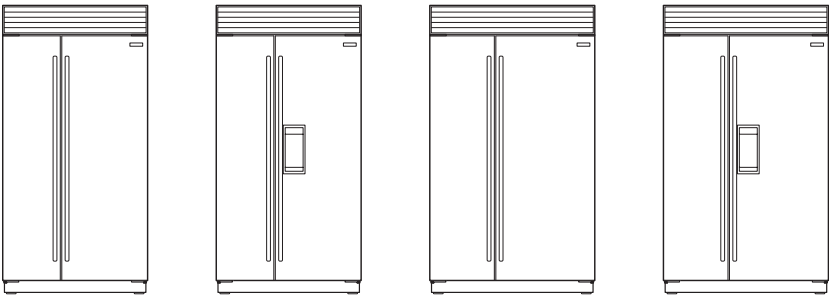
A high altitude glass door is available for installations above 5,000' (1524 m) in elevation. When ordering, replace (G) with (A) for the correct model number.

## Over-and-Under Models



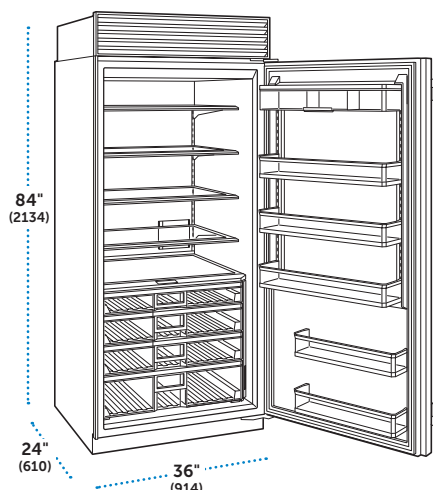
CL3050U(ID)      CL3050UG      CL3650U(ID)      CL3650UG      CL3650UFD(ID)      CL4250UFD(ID)      CL4850UFD(ID)

## Side-by-Side Models



CL4250S(ID)      CL4250SD      CL4850S(ID)      CL4850SD

# Classic Series Refrigeration



## 36" All Refrigerator

| MODEL       | MSRP    |
|-------------|---------|
| CL3650R/O*† | \$8,260 |
| CL3650R/S/T | \$9,880 |
| CL3650R/S/P | \$9,880 |

\*Flush inset design option is achieved by specifying an overlay model. Overlay models include a grille frame that accepts a classic louvered, solid stainless, pro louvered or custom panel insert.

†This model is not ENERGY STAR® certified.

### SPECIFICATIONS

|                          |                                       |
|--------------------------|---------------------------------------|
| Overall Dimensions       | 36"W (914) x 84"H (2134) x 24"D (610) |
| Refrigerator Capacity    | 22.8 cu ft (646 L)                    |
| Shipping Weight          | 512 lbs (232 kg)                      |
| Annual Energy Usage      |                                       |
| CL3650R/O                | \$49 (411 kWh)                        |
| CL3650R/S/T, CL3650R/S/P | \$44 (370 kWh)                        |

### FEATURES

- Split Climate™ intelligent cooling system
- ClearSight™ LED lighting with Night Mode
- Stainless accents
- 4 adjustable glass shelves
- 4 crisper drawers with removable dividers
- 3 adjustable and 2 stationary door bins
- Flip-up dairy compartment
- Air purification system

## Accessories

### Grilles

| FINISHED HEIGHT               | NUMBER  | MSRP  |
|-------------------------------|---------|-------|
| <b>Overlay or Flush Inset</b> |         |       |
| 84" (2134) Grille Frame       | 9044752 | \$285 |
| <b>Stainless Steel</b>        |         |       |
| 84" (2134) Pro Louvered       | 9044756 | \$520 |

### Dual Installation Kit

| DESCRIPTION           | NUMBER  | MSRP  |
|-----------------------|---------|-------|
| <b>All Designs</b>    |         |       |
| Dual Installation Kit | 9033707 | \$420 |

For handle-to-handle installations only. Kit includes center trim strip, heater and mounting hardware.

### Dual Installation Kit with Dual Wide Grille

| DESCRIPTION                   | NUMBER  | MSRP    |
|-------------------------------|---------|---------|
| <b>Overlay or Flush Inset</b> |         |         |
| 66" (1676) Grille Frame       | 9038707 | \$1,040 |
| 72" (1829) Grille Frame       | 9033703 | \$1,090 |
| <b>Stainless Steel</b>        |         |         |
| 66" (1676) Pro Louvered       | 9038709 | \$1,370 |
| 72" (1829) Pro Louvered       | 9033704 | \$1,410 |

For handle-to-handle installations only. Kit includes dual wide kickplate and dual wide grille for 84" (2134) finished height, center trim strip, heater and mounting hardware.

## Accessories

### Single Flush Inset – Stainless Steel

| DESCRIPTION             | NUMBER  | MSRP    |
|-------------------------|---------|---------|
| <b>Grilles</b>          |         |         |
| 84" (2134) Solid SS     | 9038230 | \$285   |
| 84" (2134) Pro Louvered | 9045094 | \$395   |
| <b>Door Panels</b>      |         |         |
| Pro Handle              | 9038346 | \$1,150 |
| Tubular Handle          | 9038347 | \$1,150 |

### Retrofit Panel Kit

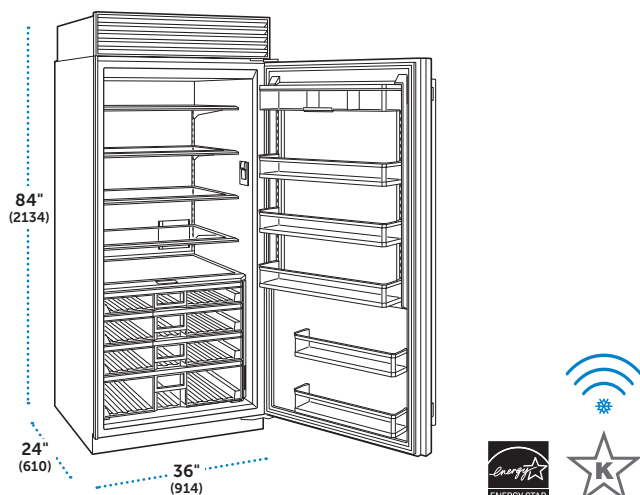
| DESCRIPTION                   | NUMBER  | MSRP  |
|-------------------------------|---------|-------|
| <b>Overlay or Flush Inset</b> |         |       |
| 36" (889) Retrofit Panel Kit  | 9038287 | \$380 |

Retrofit existing Built-In (BI) Series panels onto a new Classic (CL) Series model. Grille panel must be reduced in height by 1½" (38).

### Miscellaneous

| DESCRIPTION                     | NUMBER  | MSRP  |
|---------------------------------|---------|-------|
| <b>Mounting Kits</b>            |         |       |
| Custom Front Panel              | 9044760 | \$260 |
| Custom Side Panel               | 7003407 | \$130 |
| <b>Side Panels</b>              |         |       |
| Stainless Steel (1)             | 9044759 | \$870 |
| <b>Kickplates</b>               |         |       |
| Stainless Steel RH              | 9038630 | \$50  |
| Stainless Steel LH              | 9038631 | \$50  |
| Egg Container                   | 7007506 | \$35  |
| 90° Door Stop                   | 7005865 | N/C   |
| <b>Cartridges</b>               |         |       |
| Air Purification Cartridge      | 7042798 | \$55  |
| Air Purification Cartridge (50) | 7042799 | N/A   |

# Classic Series Refrigeration



## 36" All Refrigerator with Internal Dispenser

| MODEL         | MSRP     |
|---------------|----------|
| CL3650RID/O*† | \$8,700  |
| CL3650RID/S/T | \$10,320 |
| CL3650RID/S/P | \$10,320 |

\*Flush inset design option is achieved by specifying an overlay model. Overlay models include a grille frame that accepts a classic louvered, solid stainless, pro louvered or custom panel insert.

†This model is not ENERGY STAR® certified.

### SPECIFICATIONS

|                              |                                       |
|------------------------------|---------------------------------------|
| Overall Dimensions           | 36"W (914) x 84"H (2134) x 24"D (610) |
| Refrigerator Capacity        | 22.8 cu ft (646 L)                    |
| Shipping Weight              | 517 lbs (235 kg)                      |
| Annual Energy Usage          |                                       |
| CL3650RID/O                  | \$49 (411 kWh)                        |
| CL3650RID/S/T, CL3650RID/S/P | \$44 (370 kWh)                        |

### FEATURES

- Split Climate™ intelligent cooling system
- ClearSight™ LED lighting with Night Mode
- Stainless accents
- 4 adjustable glass shelves
- 4 crisper drawers with removable dividers
- 3 adjustable and 2 stationary door bins
- Flip-up dairy compartment
- Air purification system
- Internal water dispenser
- Water filtration system

## Accessories

### Grilles

| FINISHED HEIGHT               | NUMBER  | MSRP  |
|-------------------------------|---------|-------|
| <b>Overlay or Flush Inset</b> |         |       |
| 84" (2134) Grille Frame       | 9044752 | \$285 |
| <b>Stainless Steel</b>        |         |       |
| 84" (2134) Pro Louvered       | 9044756 | \$520 |

### Dual Installation Kit

| DESCRIPTION           | NUMBER  | MSRP  |
|-----------------------|---------|-------|
| <b>All Designs</b>    |         |       |
| Dual Installation Kit | 9033707 | \$420 |

For handle-to-handle installations only. Kit includes center trim strip, heater and mounting hardware.

### Dual Installation Kit with Dual Wide Grille

| DESCRIPTION                   | NUMBER  | MSRP    |
|-------------------------------|---------|---------|
| <b>Overlay or Flush Inset</b> |         |         |
| 66" (1676) Grille Frame       | 9038707 | \$1,040 |
| 72" (1829) Grille Frame       | 9033703 | \$1,090 |
| <b>Stainless Steel</b>        |         |         |
| 66" (1676) Pro Louvered       | 9038709 | \$1,370 |
| 72" (1829) Pro Louvered       | 9033704 | \$1,410 |

For handle-to-handle installations only. Kit includes dual wide kickplate and dual wide grille for 84" (2134) finished height, center trim strip, heater and mounting hardware.

## Accessories

### Single Flush Inset – Stainless Steel

| DESCRIPTION             | NUMBER  | MSRP    |
|-------------------------|---------|---------|
| <b>Grilles</b>          |         |         |
| 84" (2134) Solid SS     | 9038230 | \$285   |
| 84" (2134) Pro Louvered | 9045094 | \$395   |
| <b>Door Panels</b>      |         |         |
| Pro Handle              | 9038346 | \$1,150 |
| Tubular Handle          | 9038347 | \$1,150 |

### Retrofit Panel Kit

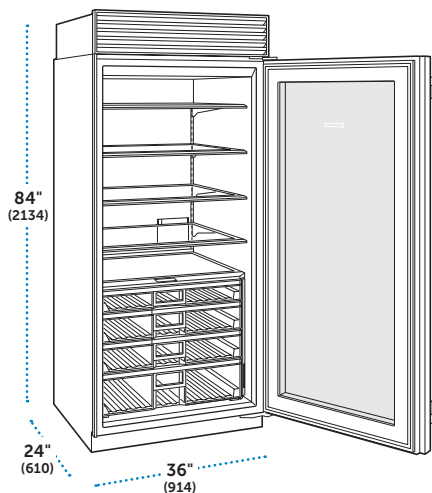
| DESCRIPTION                   | NUMBER  | MSRP  |
|-------------------------------|---------|-------|
| <b>Overlay or Flush Inset</b> |         |       |
| 36" (889) Retrofit Panel Kit  | 9038287 | \$380 |

Retrofit existing Built-In (BI) Series panels onto a new Classic (CL) Series model. Grille panel must be reduced in height by 1½" (38).

### Miscellaneous

| DESCRIPTION                     | NUMBER  | MSRP  |
|---------------------------------|---------|-------|
| <b>Mounting Kits</b>            |         |       |
| Custom Front Panel              | 9044760 | \$260 |
| Custom Side Panel               | 7003407 | \$130 |
| <b>Side Panels</b>              |         |       |
| Stainless Steel (1)             | 9044759 | \$870 |
| <b>Kickplates</b>               |         |       |
| Stainless Steel RH              | 9038630 | \$50  |
| Stainless Steel LH              | 9038631 | \$50  |
| Egg Container                   | 7007506 | \$35  |
| 90° Door Stop                   | 7005865 | N/C   |
| <b>Filters and Cartridges</b>   |         |       |
| Water Filter                    | 4204490 | \$55  |
| Water Filter (20)               | 7031688 | N/A   |
| Air Purification Cartridge      | 7042798 | \$55  |
| Air Purification Cartridge (50) | 7042799 | N/A   |

# Classic Series Refrigeration



## 36" All Refrigerator with Glass Door

| MODEL        | MSRP     |
|--------------|----------|
| CL3650RG/O*  | \$9,520  |
| CL3650RG/S/T | \$10,830 |
| CL3650RG/S/P | \$10,830 |

\*Flush inset design option is achieved by specifying an overlay model. Overlay models include a grille frame that accepts a classic louvered, solid stainless, pro louvered or custom panel insert.

### SPECIFICATIONS

|                       |                                       |
|-----------------------|---------------------------------------|
| Overall Dimensions    | 36"W (914) x 84"H (2134) x 24"D (610) |
| Refrigerator Capacity | 22.9 cu ft (648 L)                    |
| Shipping Weight       | 530 lbs (240 kg)                      |
| Annual Energy Usage   | \$49 (412 kWh)                        |

### FEATURES

- Split Climate™ intelligent cooling system
- ClearSight™ LED lighting with Night Mode
- Stainless accents
- 4 adjustable glass shelves
- 4 crisper drawers with removable dividers
- Air purification system
- High altitude glass available in stainless finish

## Accessories

### Grilles

| FINISHED HEIGHT               | NUMBER  | MSRP  |
|-------------------------------|---------|-------|
| <b>Overlay or Flush Inset</b> |         |       |
| 84" (2134) Grille Frame       | 9044752 | \$285 |
| <b>Stainless Steel</b>        |         |       |
| 84" (2134) Pro Louvered       | 9044756 | \$520 |

### Dual Installation Kit

| DESCRIPTION           | NUMBER  |
|-----------------------|---------|
| <b>All Designs</b>    |         |
| Dual Installation Kit | 9033707 |

For handle-to-handle installations only. Kit includes center trim strip, heater and mounting hardware.

### Dual Installation Kit with Dual Wide Grille

| DESCRIPTION                   | NUMBER  | MSRP    |
|-------------------------------|---------|---------|
| <b>Overlay or Flush Inset</b> |         |         |
| 66" (1676) Grille Frame       | 9038707 | \$1,040 |
| 72" (1829) Grille Frame       | 9033703 | \$1,090 |
| <b>Stainless Steel</b>        |         |         |
| 66" (1676) Pro Louvered       | 9038709 | \$1,370 |
| 72" (1829) Pro Louvered       | 9033704 | \$1,410 |

For handle-to-handle installations only. Kit includes dual wide kickplate and dual wide grille for 84" (2134) finished height, center trim strip, heater and mounting hardware.



### Accessories

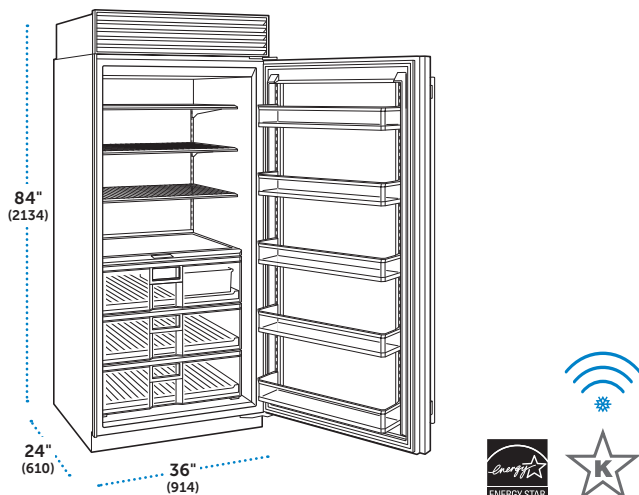
#### Single Flush Inset – Stainless Steel

| DESCRIPTION             | NUMBER  | MSRP    |
|-------------------------|---------|---------|
| <b>Grilles</b>          |         |         |
| 84" (2134) Solid SS     | 9038230 | \$285   |
| 84" (2134) Pro Louvered | 9045094 | \$395   |
| <b>Door Panels</b>      |         |         |
| Pro Handle              | 9038348 | \$1,150 |
| Tubular Handle          | 9038349 | \$1,150 |

#### Miscellaneous

| DESCRIPTION                     | NUMBER  | MSRP  |
|---------------------------------|---------|-------|
| <b>Mounting Kits</b>            |         |       |
| Custom Side Panel               | 7003407 | \$130 |
| <b>Side Panels</b>              |         |       |
| Stainless Steel (1)             | 9044759 | \$870 |
| <b>Kickplates</b>               |         |       |
| Stainless Steel RH              | 9038630 | \$50  |
| Stainless Steel LH              | 9038631 | \$50  |
| Egg Container                   | 7007506 | \$35  |
| 90° Door Stop                   | 7005865 | N/C   |
| <b>Cartridges</b>               |         |       |
| Air Purification Cartridge      | 7042798 | \$55  |
| Air Purification Cartridge (50) | 7042799 | N/A   |

## Classic Series Refrigeration



### 36" All Freezer

| MODEL       | MSRP     |
|-------------|----------|
| CL3650F/O** | \$8,715  |
| CL3650F/S/T | \$10,330 |
| CL3650F/S/P | \$10,330 |

\*Flush inset design option is achieved by specifying an overlay model. Overlay models include a grille frame that accepts a classic louvered, solid stainless, pro louvered or custom panel insert.

†This model is not ENERGY STAR® certified.

#### SPECIFICATIONS

|                          |                                       |
|--------------------------|---------------------------------------|
| Overall Dimensions       | 36"W (914) x 84"H (2134) x 24"D (610) |
| Refrigerator Capacity    | 20.6 cu ft (582 L)                    |
| Shipping Weight          | 455 lbs (206 kg)                      |
| Annual Energy Usage      |                                       |
| CL3650F/O                | \$84 (702 kWh)                        |
| CL3650F/S/T, CL3650F/S/P | \$77 (640 kWh)                        |

#### FEATURES

- ClearSight™ LED lighting with Night Mode
- Stainless accents
- 3 adjustable stainless-steel freezer shelves
- 3 storage drawers with adjustable dividers
- 5 adjustable door bins
- Automatic ice maker with removable ice bin with handle
- Water filtration system

## Accessories

### Grilles

| FINISHED HEIGHT               | NUMBER  | MSRP  |
|-------------------------------|---------|-------|
| <b>Overlay or Flush Inset</b> |         |       |
| 84" (2134) Grille Frame       | 9044752 | \$285 |
| <b>Stainless Steel</b>        |         |       |
| 84" (2134) Pro Louvered       | 9044756 | \$520 |

### Dual Installation Kit

| DESCRIPTION           | NUMBER  | MSRP  |
|-----------------------|---------|-------|
| <b>All Designs</b>    |         |       |
| Dual Installation Kit | 9033707 | \$420 |

For handle-to-handle installations only. Kit includes center trim strip, heater and mounting hardware.

### Dual Installation Kit with Dual Wide Grille

| DESCRIPTION                   | NUMBER  | MSRP    |
|-------------------------------|---------|---------|
| <b>Overlay or Flush Inset</b> |         |         |
| 66" (1676) Grille Frame       | 9038707 | \$1,040 |
| 72" (1829) Grille Frame       | 9033703 | \$1,090 |
| <b>Stainless Steel</b>        |         |         |
| 66" (1676) Pro Louvered       | 9038709 | \$1,370 |
| 72" (1829) Pro Louvered       | 9033704 | \$1,410 |

For handle-to-handle installations only. Kit includes dual wide kickplate and dual wide grille for 84" (2134) finished height, center trim strip, heater and mounting hardware.

## Accessories

### Single Flush Inset – Stainless Steel

| DESCRIPTION             | NUMBER  | MSRP    |
|-------------------------|---------|---------|
| <b>Grilles</b>          |         |         |
| 84" (2134) Solid SS     | 9038230 | \$285   |
| 84" (2134) Pro Louvered | 9045094 | \$395   |
| <b>Door Panels</b>      |         |         |
| Pro Handle              | 9038346 | \$1,150 |
| Tubular Handle          | 9038347 | \$1,150 |

### Retrofit Panel Kit

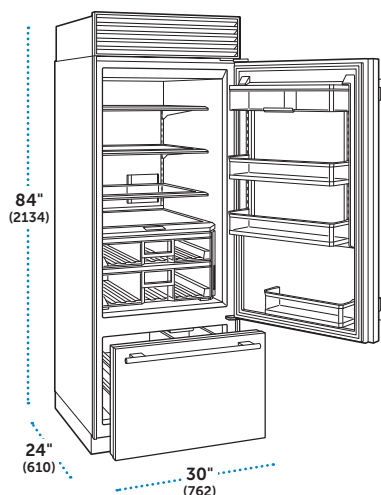
| DESCRIPTION                   | NUMBER  | MSRP  |
|-------------------------------|---------|-------|
| <b>Overlay or Flush Inset</b> |         |       |
| 36" (889) Retrofit Panel Kit  | 9038287 | \$380 |

Retrofit existing Built-In (BI) Series panels onto a new Classic (CL) Series model. Grille panel must be reduced in height by 1½" (38).

### Miscellaneous

| DESCRIPTION                   | NUMBER  | MSRP  |
|-------------------------------|---------|-------|
| <b>Mounting Kits</b>          |         |       |
| Custom Front Panel            | 9044760 | \$260 |
| Custom Side Panel             | 7003407 | \$130 |
| <b>Side Panels</b>            |         |       |
| Stainless Steel (1)           | 9044759 | \$870 |
| <b>Kickplates</b>             |         |       |
| Stainless Steel RH            | 9038630 | \$50  |
| Stainless Steel LH            | 9038631 | \$50  |
| 90° Door Stop                 | 7005865 | N/C   |
| <b>Filters and Cartridges</b> |         |       |
| Water Filter                  | 4204490 | \$55  |
| Water Filter (20)             | 7031688 | N/A   |

# Classic Series Refrigeration



## 30" Over-and-Under

| MODEL       | MSRP     |
|-------------|----------|
| CL3050U/O*† | \$10,620 |
| CL3050U/S/T | \$12,455 |
| CL3050U/S/P | \$12,455 |

\*Flush inset design option is achieved by specifying an overlay model. Overlay models include a grille frame that accepts a classic louvered, solid stainless, pro louvered or custom panel insert.

†This model is not ENERGY STAR® certified.

### SPECIFICATIONS

|                          |                                       |
|--------------------------|---------------------------------------|
| Overall Dimensions       | 30"W (762) x 84"H (2134) x 24"D (610) |
| Refrigerator Capacity    | 12.8 cu ft (361 L)                    |
| Freezer Capacity         | 4.2 cu ft (118 L)                     |
| Shipping Weight          | 495 lbs (225 kg)                      |
| Annual Energy Usage      |                                       |
| CL3050U/O                | \$73 (610 kWh)                        |
| CL3050U/S/T, CL3050U/S/P | \$67 (557 kWh)                        |

### FEATURES

- Split Climate™ intelligent cooling system
- ClearSight™ LED lighting with Night Mode
- Stainless accents

#### Refrigerator

- 3 adjustable glass shelves
- 2 crisper drawers with removable dividers
- 1 stationary and 2 adjustable door bins
- Flip-up dairy compartment
- Air purification system

#### Freezer

- Full-extension drawer
- Automatic ice maker with removable ice container
- Water filtration system

## Accessories

### Grilles

| FINISHED HEIGHT               | NUMBER  | MSRP  |
|-------------------------------|---------|-------|
| <b>Overlay or Flush Inset</b> |         |       |
| 84" (2134) Grille Frame       | 9044751 | \$270 |
| <b>Stainless Steel</b>        |         |       |
| 84" (2134) Pro Louvered       | 9044755 | \$485 |

### Dual Installation Kit

| DESCRIPTION           | NUMBER  | MSRP  |
|-----------------------|---------|-------|
| <b>All Designs</b>    |         |       |
| Dual Installation Kit | 9033707 | \$420 |

For handle-to-handle installations only. Kit includes center trim strip, heater and mounting hardware.

### Dual Installation Kit with Dual Wide Grille

| DESCRIPTION                   | NUMBER  | MSRP    |
|-------------------------------|---------|---------|
| <b>Overlay or Flush Inset</b> |         |         |
| 60" (1524) Grille Frame       | 9044353 | \$1,015 |
| 66" (1676) Grille Frame       | 9038707 | \$1,040 |
| <b>Stainless Steel</b>        |         |         |
| 60" (1524) Pro Louvered       | 9044352 | \$1,345 |
| 66" (1676) Pro Louvered       | 9038709 | \$1,370 |

For handle-to-handle installations only. Kit includes dual wide kickplate and dual wide grille for 84" (2134) finished height, center trim strip, heater and mounting hardware.

## Accessories

### Single Flush Inset – Stainless Steel

| DESCRIPTION             | NUMBER  | MSRP  |
|-------------------------|---------|-------|
| <b>Grilles</b>          |         |       |
| 84" (2134) Solid SS     | 9038231 | \$240 |
| 84" (2134) Pro Louvered | 9045093 | \$370 |
| <b>Pro Handle</b>       |         |       |
| Door Panel              | 9038350 | \$845 |
| Drawer Panel            | 9038355 | \$445 |
| <b>Tubular Handle</b>   |         |       |
| Door Panel              | 9038351 | \$845 |
| Drawer Panel            | 9038356 | \$445 |

### Retrofit Panel Kit

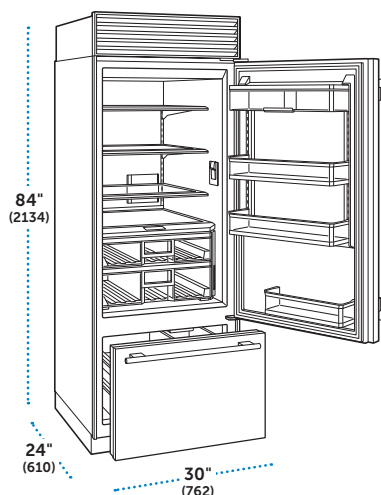
| DESCRIPTION                   | NUMBER  | MSRP  |
|-------------------------------|---------|-------|
| <b>Overlay or Flush Inset</b> |         |       |
| 30" (762) Retrofit Panel Kit  | 9038292 | \$370 |

Retrofit existing Built-In (BI) Series panels onto a new Classic (CL) Series model. Grille panel must be reduced in height by 1½" (38).

### Miscellaneous

| DESCRIPTION                     | NUMBER  | MSRP  |
|---------------------------------|---------|-------|
| <b>Mounting Kits</b>            |         |       |
| Custom Front Panel              | 9044760 | \$260 |
| Custom Side Panel               | 7003407 | \$130 |
| <b>Side Panels</b>              |         |       |
| Stainless Steel (1)             | 9044759 | \$870 |
| Stainless Steel Kickplate       | 9055388 | \$50  |
| Egg Container                   | 7007506 | \$35  |
| 90° Door Stop                   | 7005865 | N/C   |
| <b>Filters and Cartridges</b>   |         |       |
| Water Filter                    | 4204490 | \$55  |
| Water Filter (20)               | 7031688 | N/A   |
| Air Purification Cartridge      | 7042798 | \$55  |
| Air Purification Cartridge (50) | 7042799 | N/A   |

# Classic Series Refrigeration



## 30" Over-and-Under with Internal Dispenser

| MODEL         | MSRP     |
|---------------|----------|
| CL3050UID/O*† | \$11,060 |
| CL3050UID/S/T | \$12,895 |
| CL3050UID/S/P | \$12,895 |

\*Flush inset design option is achieved by specifying an overlay model. Overlay models include a grille frame that accepts a classic louvered, solid stainless, pro louvered or custom panel insert.

†This model is not ENERGY STAR® certified.

### SPECIFICATIONS

|                              |                                       |
|------------------------------|---------------------------------------|
| Overall Dimensions           | 30"W (762) x 84"H (2134) x 24"D (610) |
| Refrigerator Capacity        | 12.8 cu ft (361 L)                    |
| Freezer Capacity             | 4.2 cu ft (118 L)                     |
| Shipping Weight              | 500 lbs (227 kg)                      |
| Annual Energy Usage          |                                       |
| CL3050UID/O                  | \$73 (610 kWh)                        |
| CL3050UID/S/T, CL3050UID/S/P | \$67 (557 kWh)                        |

### FEATURES

- Split Climate™ intelligent cooling system
- ClearSight™ LED lighting with Night Mode
- Stainless accents

#### Refrigerator

- 3 adjustable glass shelves
- 2 crisper drawers with removable dividers
- 1 stationary and 2 adjustable door bins
- Flip-up dairy compartment
- Air purification system
- Internal water dispenser

#### Freezer

- Full-extension drawer
- Automatic ice maker with removable ice container
- Water filtration system

## Accessories

### Grilles

| FINISHED HEIGHT               | NUMBER  | MSRP  |
|-------------------------------|---------|-------|
| <b>Overlay or Flush Inset</b> |         |       |
| 84" (2134) Grille Frame       | 9044751 | \$270 |
| <b>Stainless Steel</b>        |         |       |
| 84" (2134) Pro Louvered       | 9044755 | \$485 |

### Dual Installation Kit

| DESCRIPTION           | NUMBER  | MSRP  |
|-----------------------|---------|-------|
| <b>All Designs</b>    |         |       |
| Dual Installation Kit | 9033707 | \$420 |

For handle-to-handle installations only. Kit includes center trim strip, heater and mounting hardware.

### Dual Installation Kit with Dual Wide Grille

| DESCRIPTION                   | NUMBER  | MSRP    |
|-------------------------------|---------|---------|
| <b>Overlay or Flush Inset</b> |         |         |
| 60" (1524) Grille Frame       | 9044353 | \$1,015 |
| 66" (1676) Grille Frame       | 9038707 | \$1,040 |
| <b>Stainless Steel</b>        |         |         |
| 60" (1524) Pro Louvered       | 9044352 | \$1,345 |
| 66" (1676) Pro Louvered       | 9038709 | \$1,370 |

For handle-to-handle installations only. Kit includes dual wide kickplate and dual wide grille for 84" (2134) finished height, center trim strip, heater and mounting hardware.

## Accessories

### Single Flush Inset – Stainless Steel

| DESCRIPTION             | NUMBER  | MSRP  |
|-------------------------|---------|-------|
| <b>Grilles</b>          |         |       |
| 84" (2134) Solid SS     | 9038231 | \$240 |
| 84" (2134) Pro Louvered | 9045093 | \$370 |
| <b>Pro Handle</b>       |         |       |
| Door Panel              | 9038350 | \$845 |
| Drawer Panel            | 9038355 | \$445 |
| <b>Tubular Handle</b>   |         |       |
| Door Panel              | 9038351 | \$845 |
| Drawer Panel            | 9038356 | \$445 |

### Retrofit Panel Kit

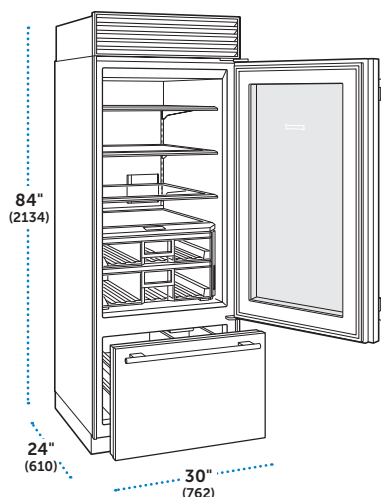
| DESCRIPTION                   | NUMBER  | MSRP  |
|-------------------------------|---------|-------|
| <b>Overlay or Flush Inset</b> |         |       |
| 30" (762) Retrofit Panel Kit  | 9038292 | \$370 |

Retrofit existing Built-In (BI) Series panels onto a new Classic (CL) Series model. Grille panel must be reduced in height by 1½" (38).

### Miscellaneous

| DESCRIPTION                     | NUMBER  | MSRP  |
|---------------------------------|---------|-------|
| <b>Mounting Kits</b>            |         |       |
| Custom Front Panel              | 9044760 | \$260 |
| Custom Side Panel               | 7003407 | \$130 |
| <b>Side Panels</b>              |         |       |
| Stainless Steel (1)             | 9044759 | \$870 |
| Stainless Steel Kickplate       | 9055388 | \$50  |
| Egg Container                   | 7007506 | \$35  |
| 90° Door Stop                   | 7005865 | N/C   |
| <b>Filters and Cartridges</b>   |         |       |
| Water Filter                    | 4204490 | \$55  |
| Water Filter (20)               | 7031688 | N/A   |
| Air Purification Cartridge      | 7042798 | \$55  |
| Air Purification Cartridge (50) | 7042799 | N/A   |

## Classic Series Refrigeration



### 30" Over-and-Under with Glass Door

| MODEL        | MSRP     |
|--------------|----------|
| CL3050UG/O*  | \$11,875 |
| CL3050UG/S/T | \$13,400 |
| CL3050UG/S/P | \$13,400 |

\*Flush inset design option is achieved by specifying an overlay model. Overlay models include a grille frame that accepts a classic louvered, solid stainless, pro louvered or custom panel insert.

#### SPECIFICATIONS

|                       |                                       |
|-----------------------|---------------------------------------|
| Overall Dimensions    | 30"W (762) x 84"H (2134) x 24"D (610) |
| Refrigerator Capacity | 12.8 cu ft (362 L)                    |
| Freezer Capacity      | 4.2 cu ft (118 L)                     |
| Shipping Weight       | 504 lbs (229 kg)                      |
| Annual Energy Usage   | \$73 (611 kWh)                        |

#### FEATURES

- Split Climate™ intelligent cooling system
- ClearSight™ LED lighting with Night Mode
- Stainless accents

#### Refrigerator

- 3 adjustable glass shelves
- 2 crisper drawers with removable dividers
- Air purification system

#### Freezer

- Full-extension drawer
- Automatic ice maker with removable ice container
- Water filtration system

## Accessories

### Grilles

| FINISHED HEIGHT               | NUMBER  | MSRP  |
|-------------------------------|---------|-------|
| <b>Overlay or Flush Inset</b> |         |       |
| 84" (2134) Grille Frame       | 9044751 | \$270 |
| <b>Stainless Steel</b>        |         |       |
| 84" (2134) Pro Louvered       | 9044755 | \$485 |

### Dual Installation Kit

| DESCRIPTION           | NUMBER  | MSRP  |
|-----------------------|---------|-------|
| <b>All Designs</b>    |         |       |
| Dual Installation Kit | 9033707 | \$420 |

For handle-to-handle installations only. Kit includes center trim strip, heater and mounting hardware.

### Dual Installation Kit with Dual Wide Grille

| DESCRIPTION                   | NUMBER  | MSRP    |
|-------------------------------|---------|---------|
| <b>Overlay or Flush Inset</b> |         |         |
| 60" (1524) Grille Frame       | 9044353 | \$1,015 |
| 66" (1676) Grille Frame       | 9038707 | \$1,040 |
| <b>Stainless Steel</b>        |         |         |
| 60" (1524) Pro Louvered       | 9044352 | \$1,345 |
| 66" (1676) Pro Louvered       | 9038709 | \$1,370 |

For handle-to-handle installations only. Kit includes dual wide kickplate and dual wide grille for 84" (2134) finished height, center trim strip, heater and mounting hardware.



### Accessories

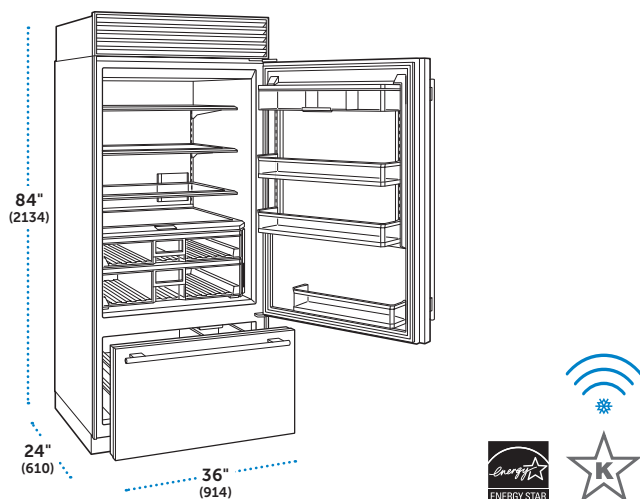
#### Single Flush Inset – Stainless Steel

| DESCRIPTION             | NUMBER  | MSRP  |
|-------------------------|---------|-------|
| <b>Grilles</b>          |         |       |
| 84" (2134) Solid SS     | 9038231 | \$240 |
| 84" (2134) Pro Louvered | 9045093 | \$370 |
| <b>Pro Handle</b>       |         |       |
| Door Panel              | 9038352 | \$845 |
| Drawer Panel            | 9038355 | \$445 |
| <b>Tubular Handle</b>   |         |       |
| Door Panel              | 9038354 | \$845 |
| Drawer Panel            | 9038356 | \$445 |

#### Miscellaneous

| DESCRIPTION                     | NUMBER  | MSRP  |
|---------------------------------|---------|-------|
| <b>Mounting Kits</b>            |         |       |
| Custom Side Panel               | 7003407 | \$130 |
| <b>Side Panels</b>              |         |       |
| Stainless Steel (1)             | 9044759 | \$870 |
| Stainless Steel Kickplate       | 9055388 | \$50  |
| Egg Container                   | 7007506 | \$35  |
| 90° Door Stop                   | 7005865 | N/C   |
| <b>Filters and Cartridges</b>   |         |       |
| Water Filter                    | 4204490 | \$55  |
| Water Filter (20)               | 7031688 | N/A   |
| Air Purification Cartridge      | 7042798 | \$55  |
| Air Purification Cartridge (50) | 7042799 | N/A   |

## Classic Series Refrigeration



### 36" Over-and-Under

| MODEL       | MSRP     |
|-------------|----------|
| CL3650U/O*† | \$11,065 |
| CL3650U/S/T | \$13,025 |
| CL3650U/S/P | \$13,025 |

\*Flush inset design option is achieved by specifying an overlay model. Overlay models include a grille frame that accepts a classic louvered, solid stainless, pro louvered or custom panel insert.

†This model is not ENERGY STAR® certified.

#### SPECIFICATIONS

|                          |                                       |
|--------------------------|---------------------------------------|
| Overall Dimensions       | 36"W (914) x 84"H (2134) x 24"D (610) |
| Refrigerator Capacity    | 15.5 cu ft (439 L)                    |
| Freezer Capacity         | 5.2 cu ft (148 L)                     |
| Shipping Weight          | 547 lbs (248 kg)                      |
| Annual Energy Usage      |                                       |
| CL3650U/O                | \$78 (653 kWh)                        |
| CL3650U/S/T, CL3650U/S/P | \$72 (596 kWh)                        |

#### FEATURES

- Split Climate™ intelligent cooling system
- ClearSight™ LED lighting with Night Mode
- Stainless accents

#### Refrigerator

- 3 adjustable glass shelves
- 2 crisper drawers with removable dividers
- 1 stationary and 2 adjustable door bins
- Flip-up dairy compartment
- Air purification system

#### Freezer

- Full-extension drawer with expandable freezer basket
- Automatic ice maker with removable ice container
- Water filtration system

## Accessories

### Grilles

| FINISHED HEIGHT               | NUMBER  | MSRP  |
|-------------------------------|---------|-------|
| <b>Overlay or Flush Inset</b> |         |       |
| 84" (2134) Grille Frame       | 9044752 | \$285 |
| <b>Stainless Steel</b>        |         |       |
| 84" (2134) Pro Louvered       | 9044756 | \$520 |

### Dual Installation Kit

| DESCRIPTION           | NUMBER  | MSRP  |
|-----------------------|---------|-------|
| <b>All Designs</b>    |         |       |
| Dual Installation Kit | 9033707 | \$420 |

For handle-to-handle installations only. Kit includes center trim strip, heater and mounting hardware.

### Dual Installation Kit with Dual Wide Grille

| DESCRIPTION                   | NUMBER  | MSRP    |
|-------------------------------|---------|---------|
| <b>Overlay or Flush Inset</b> |         |         |
| 66" (1676) Grille Frame       | 9038707 | \$1,040 |
| 72" (1829) Grille Frame       | 9033703 | \$1,090 |
| <b>Stainless Steel</b>        |         |         |
| 66" (1676) Pro Louvered       | 9038709 | \$1,370 |
| 72" (1829) Pro Louvered       | 9033704 | \$1,410 |

For handle-to-handle installations only. Kit includes dual wide kickplate and dual wide grille for 84" (2134) finished height, center trim strip, heater and mounting hardware.

## Accessories

### Single Flush Inset – Stainless Steel

| DESCRIPTION             | NUMBER  | MSRP  |
|-------------------------|---------|-------|
| <b>Grilles</b>          |         |       |
| 84" (2134) Solid SS     | 9038230 | \$285 |
| 84" (2134) Pro Louvered | 9045094 | \$395 |
| <b>Pro Handle</b>       |         |       |
| Door Panel              | 9038357 | \$880 |
| Drawer Panel            | 9038366 | \$475 |
| <b>Tubular Handle</b>   |         |       |
| Door Panel              | 9038358 | \$880 |
| Drawer Panel            | 9038367 | \$475 |

### Retrofit Panel Kit

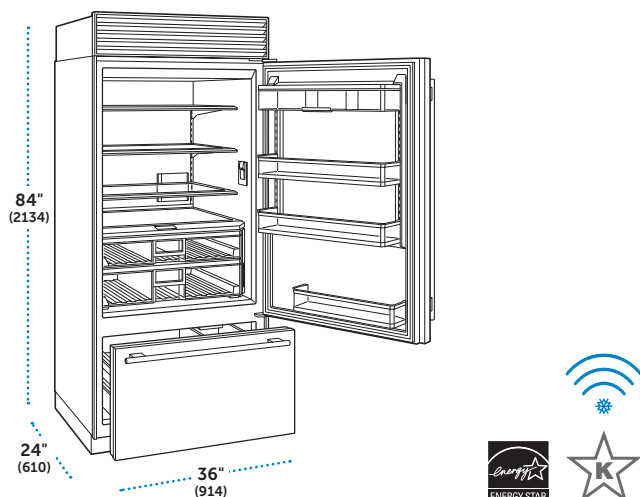
| DESCRIPTION                   | NUMBER  | MSRP  |
|-------------------------------|---------|-------|
| <b>Overlay or Flush Inset</b> |         |       |
| 36" (889) Retrofit Panel Kit  | 9038293 | \$380 |

Retrofit existing Built-In (BI) Series panels onto a new Classic (CL) Series model. Grille panel must be reduced in height by 1½" (38).

### Miscellaneous

| DESCRIPTION                     | NUMBER  | MSRP  |
|---------------------------------|---------|-------|
| <b>Mounting Kits</b>            |         |       |
| Custom Front Panel              | 9044760 | \$260 |
| Custom Side Panel               | 7003407 | \$130 |
| <b>Side Panels</b>              |         |       |
| Stainless Steel (1)             | 9044759 | \$870 |
| Stainless Steel Kickplate       | 9055389 | \$50  |
| Egg Container                   | 7007506 | \$35  |
| 90° Door Stop                   | 7005865 | N/C   |
| <b>Filters and Cartridges</b>   |         |       |
| Water Filter                    | 4204490 | \$55  |
| Water Filter (20)               | 7031688 | N/A   |
| Air Purification Cartridge      | 7042798 | \$55  |
| Air Purification Cartridge (50) | 7042799 | N/A   |

## Classic Series Refrigeration



### 36" Over-and-Under with Internal Dispenser

| MODEL         | MSRP     |
|---------------|----------|
| CL3650UID/O*† | \$11,505 |
| CL3650UID/S/T | \$13,465 |
| CL3650UID/S/P | \$13,465 |

\*Flush inset design option is achieved by specifying an overlay model. Overlay models include a grille frame that accepts a classic louvered, solid stainless, pro louvered or custom panel insert.

†This model is not ENERGY STAR® certified.

#### SPECIFICATIONS

|                              |                                       |
|------------------------------|---------------------------------------|
| Overall Dimensions           | 36"W (914) x 84"H (2134) x 24"D (610) |
| Refrigerator Capacity        | 15.5 cu ft (439 L)                    |
| Freezer Capacity             | 5.2 cu ft (148 L)                     |
| Shipping Weight              | 552 lbs (250 kg)                      |
| Annual Energy Usage          |                                       |
| CL3650UID/O                  | \$78 (653 kWh)                        |
| CL3650UID/S/T, CL3650UID/S/P | \$72 (596 kWh)                        |

#### FEATURES

- Split Climate™ intelligent cooling system
- ClearSight™ LED lighting with Night Mode
- Stainless accents

#### Refrigerator

- 3 adjustable glass shelves
- 2 crisper drawers with removable dividers
- 1 stationary and 2 adjustable door bins
- Flip-up dairy compartment
- Air purification system
- Internal water dispenser

#### Freezer

- Full-extension drawer with expandable freezer basket
- Automatic ice maker with removable ice container
- Water filtration system

## Accessories

### Grilles

| FINISHED HEIGHT               | NUMBER  | MSRP  |
|-------------------------------|---------|-------|
| <b>Overlay or Flush Inset</b> |         |       |
| 84" (2134) Grille Frame       | 9044752 | \$285 |
| <b>Stainless Steel</b>        |         |       |
| 84" (2134) Pro Louvered       | 9044756 | \$520 |

### Dual Installation Kit

| DESCRIPTION           | NUMBER  | MSRP  |
|-----------------------|---------|-------|
| <b>All Designs</b>    |         |       |
| Dual Installation Kit | 9033707 | \$420 |

For handle-to-handle installations only. Kit includes center trim strip, heater and mounting hardware.

### Dual Installation Kit with Dual Wide Grille

| DESCRIPTION                   | NUMBER  | MSRP    |
|-------------------------------|---------|---------|
| <b>Overlay or Flush Inset</b> |         |         |
| 66" (1676) Grille Frame       | 9038707 | \$1,040 |
| 72" (1829) Grille Frame       | 9033703 | \$1,090 |
| <b>Stainless Steel</b>        |         |         |
| 66" (1676) Pro Louvered       | 9038709 | \$1,370 |
| 72" (1829) Pro Louvered       | 9033704 | \$1,410 |

For handle-to-handle installations only. Kit includes dual wide kickplate and dual wide grille for 84" (2134) finished height, center trim strip, heater and mounting hardware.

## Accessories

### Single Flush Inset – Stainless Steel

| DESCRIPTION             | NUMBER  | MSRP  |
|-------------------------|---------|-------|
| <b>Grilles</b>          |         |       |
| 84" (2134) Solid SS     | 9038230 | \$285 |
| 84" (2134) Pro Louvered | 9045094 | \$395 |
| <b>Pro Handle</b>       |         |       |
| Door Panel              | 9038357 | \$880 |
| Drawer Panel            | 9038366 | \$475 |
| <b>Tubular Handle</b>   |         |       |
| Door Panel              | 9038358 | \$880 |
| Drawer Panel            | 9038367 | \$475 |

### Retrofit Panel Kit

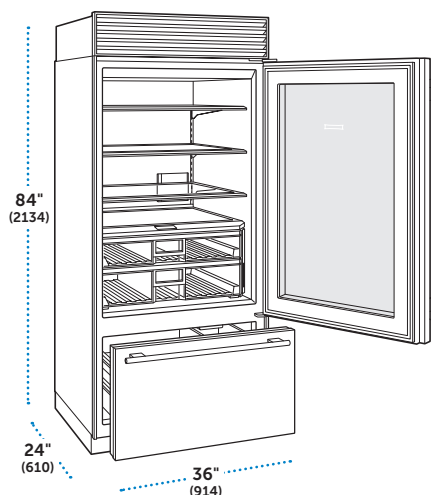
| DESCRIPTION                   | NUMBER  | MSRP  |
|-------------------------------|---------|-------|
| <b>Overlay or Flush Inset</b> |         |       |
| 36" (889) Retrofit Panel Kit  | 9038293 | \$380 |

Retrofit existing Built-In (BI) Series panels onto a new Classic (CL) Series model. Grille panel must be reduced in height by 1½" (38).

### Miscellaneous

| DESCRIPTION                     | NUMBER  | MSRP  |
|---------------------------------|---------|-------|
| <b>Mounting Kits</b>            |         |       |
| Custom Front Panel              | 9044760 | \$260 |
| Custom Side Panel               | 7003407 | \$130 |
| <b>Side Panels</b>              |         |       |
| Stainless Steel (1)             | 9044759 | \$870 |
| Stainless Steel Kickplate       | 9055389 | \$50  |
| Egg Container                   | 7007506 | \$35  |
| 90° Door Stop                   | 7005865 | N/C   |
| <b>Filters and Cartridges</b>   |         |       |
| Water Filter                    | 4204490 | \$55  |
| Water Filter (20)               | 7031688 | N/A   |
| Air Purification Cartridge      | 7042798 | \$55  |
| Air Purification Cartridge (50) | 7042799 | N/A   |

# Classic Series Refrigeration



## 36" Over-and-Under with Glass Door

| MODEL        | MSRP     |
|--------------|----------|
| CL3650UG/O*  | \$12,320 |
| CL3650UG/S/T | \$13,970 |
| CL3650UG/S/P | \$13,970 |

\*Flush inset design option is achieved by specifying an overlay model. Overlay models include a grille frame that accepts a classic louvered, solid stainless, pro louvered or custom panel insert.

### SPECIFICATIONS

|                       |                                       |
|-----------------------|---------------------------------------|
| Overall Dimensions    | 36"W (914) x 84"H (2134) x 24"D (610) |
| Refrigerator Capacity | 15.6 cu ft (441 L)                    |
| Freezer Capacity      | 5.2 cu ft (148 L)                     |
| Shipping Weight       | 576 lbs (261 kg)                      |
| Annual Energy Usage   | \$78 (654 kWh)                        |

### FEATURES

- Split Climate™ intelligent cooling system
- ClearSight™ LED lighting with Night Mode
- Stainless accents
- High altitude glass available in stainless finish

#### Refrigerator

- 3 adjustable glass shelves
- 2 crisper drawers with removable dividers
- Air purification system

#### Freezer

- Full-extension drawer with expandable freezer basket
- Automatic ice maker with removable ice container
- Water filtration system

## Accessories

### Grilles

| FINISHED HEIGHT               | NUMBER  | MSRP  |
|-------------------------------|---------|-------|
| <b>Overlay or Flush Inset</b> |         |       |
| 84" (2134) Grille Frame       | 9044752 | \$285 |
| <b>Stainless Steel</b>        |         |       |
| 84" (2134) Pro Louvered       | 9044756 | \$520 |

### Dual Installation Kit

| DESCRIPTION           | NUMBER  | MSRP  |
|-----------------------|---------|-------|
| <b>All Designs</b>    |         |       |
| Dual Installation Kit | 9033707 | \$420 |

For handle-to-handle installations only. Kit includes center trim strip, heater and mounting hardware.

### Dual Installation Kit with Dual Wide Grille

| DESCRIPTION                   | NUMBER  | MSRP    |
|-------------------------------|---------|---------|
| <b>Overlay or Flush Inset</b> |         |         |
| 66" (1676) Grille Frame       | 9038707 | \$1,040 |
| 72" (1829) Grille Frame       | 9033703 | \$1,090 |
| <b>Stainless Steel</b>        |         |         |
| 66" (1676) Pro Louvered       | 9038709 | \$1,370 |
| 72" (1829) Pro Louvered       | 9033704 | \$1,410 |

For handle-to-handle installations only. Kit includes dual wide kickplate and dual wide grille for 84" (2134) finished height, center trim strip, heater and mounting hardware.

### Accessories

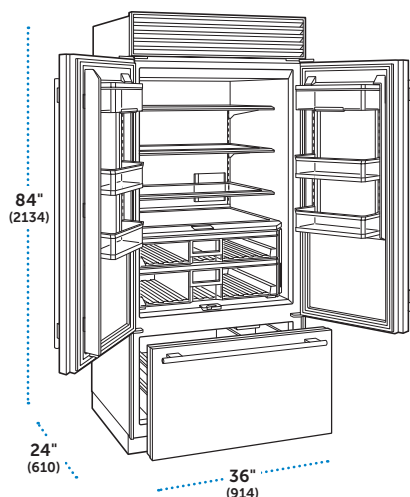
#### Single Flush Inset – Stainless Steel

| DESCRIPTION             | NUMBER  | MSRP  |
|-------------------------|---------|-------|
| <b>Grilles</b>          |         |       |
| 84" (2134) Solid SS     | 9038230 | \$285 |
| 84" (2134) Pro Louvered | 9045094 | \$395 |
| <b>Pro Handle</b>       |         |       |
| Door Panel              | 9038360 | \$880 |
| Drawer Panel            | 9038366 | \$475 |
| <b>Tubular Handle</b>   |         |       |
| Door Panel              | 9038361 | \$880 |
| Drawer Panel            | 9038367 | \$475 |

#### Miscellaneous

| DESCRIPTION                     | NUMBER  | MSRP  |
|---------------------------------|---------|-------|
| <b>Mounting Kits</b>            |         |       |
| Custom Side Panel               | 7003407 | \$130 |
| <b>Side Panels</b>              |         |       |
| Stainless Steel (1)             | 9044759 | \$870 |
| Stainless Steel Kickplate       | 9055389 | \$50  |
| Egg Container                   | 7007506 | \$35  |
| 90° Door Stop                   | 7005865 | N/C   |
| <b>Filters and Cartridges</b>   |         |       |
| Water Filter                    | 4204490 | \$55  |
| Water Filter (20)               | 7031688 | N/A   |
| Air Purification Cartridge      | 7042798 | \$55  |
| Air Purification Cartridge (50) | 7042799 | N/A   |

# Classic Series Refrigeration



## 36" Over-and-Under with French Door

| MODEL         | MSRP     |
|---------------|----------|
| CL3650UFD/O*  | \$11,615 |
| CL3650UFD/S/T | \$13,575 |
| CL3650UFD/S/P | \$13,575 |

\*Flush inset design option is achieved by specifying an overlay model. Overlay models include a grille frame that accepts a classic louvered, solid stainless, pro louvered or custom panel insert.

### SPECIFICATIONS

|                       |                                       |
|-----------------------|---------------------------------------|
| Overall Dimensions    | 36"W (914) x 84"H (2134) x 24"D (610) |
| Refrigerator Capacity | 15.3 cu ft (433 L)                    |
| Freezer Capacity      | 5.2 cu ft (148 L)                     |
| Shipping Weight       | 568 lbs (258 kg)                      |
| Annual Energy Usage   | \$78 (651 kWh)                        |

### FEATURES

- Split Climate™ intelligent cooling system
- ClearSight™ LED lighting with Night Mode
- Stainless accents

#### Refrigerator

- 3 adjustable glass shelves
- 2 crisper drawers with removable dividers
- 4 adjustable door bins
- 2 flip-up dairy compartments
- Air purification system

#### Freezer

- Full-extension drawer with expandable freezer basket
- Automatic ice maker with removable ice container
- Water filtration system

## Accessories

### Grilles

| FINISHED HEIGHT               | NUMBER  | MSRP  |
|-------------------------------|---------|-------|
| <b>Overlay or Flush Inset</b> |         |       |
| 84" (2134) Grille Frame       | 9044752 | \$285 |
| <b>Stainless Steel</b>        |         |       |
| 84" (2134) Pro Louvered       | 9044756 | \$520 |

### Single Flush Inset – Stainless Steel

| DESCRIPTION             | NUMBER  | MSRP  |
|-------------------------|---------|-------|
| <b>Grilles</b>          |         |       |
| 84" (2134) Solid SS     | 9038230 | \$285 |
| 84" (2134) Pro Louvered | 9045094 | \$395 |
| <b>Pro Handle</b>       |         |       |
| Door Panel*             | 9038363 | \$880 |
| Drawer Panel            | 9038366 | \$475 |
| <b>Tubular Handle</b>   |         |       |
| Door Panel*             | 9038364 | \$880 |
| Drawer Panel            | 9038367 | \$475 |

\*Must order quantity of two.

### Retrofit Panel Kit

| DESCRIPTION                   | NUMBER  | MSRP  |
|-------------------------------|---------|-------|
| <b>Overlay or Flush Inset</b> |         |       |
| 36" (889) Retrofit Panel Kit  | 9038294 | \$380 |

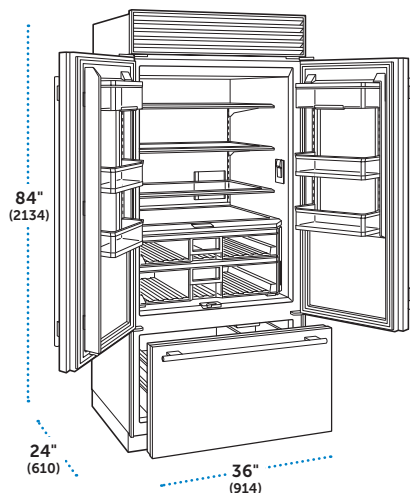
Retrofit existing Built-In (BI) Series panels onto a new Classic (CL) Series model. Grille panel must be reduced in height by 1½" (38).

### Miscellaneous

| DESCRIPTION                     | NUMBER  | MSRP  |
|---------------------------------|---------|-------|
| <b>Mounting Kits</b>            |         |       |
| Custom Front Panel              | 9044760 | \$260 |
| Custom Side Panel               | 7003407 | \$130 |
| <b>Side Panels</b>              |         |       |
| Stainless Steel (1)             | 9044759 | \$870 |
| Stainless Steel Kickplate       | 9055389 | \$50  |
| Egg Container                   | 7007506 | \$35  |
| 90° Door Stop                   | 7005865 | N/C   |
| <b>Filters and Cartridges</b>   |         |       |
| Water Filter                    | 4204490 | \$55  |
| Water Filter (20)               | 7031688 | N/A   |
| Air Purification Cartridge      | 7042798 | \$55  |
| Air Purification Cartridge (50) | 7042799 | N/A   |



# Classic Series Refrigeration



## 36" Over-and-Under with French Door and Internal Dispenser

| MODEL           | MSRP     |
|-----------------|----------|
| CL3650UFDID/O*  | \$12,055 |
| CL3650UFDID/S/T | \$14,015 |
| CL3650UFDID/S/P | \$14,015 |

\*Flush inset design option is achieved by specifying an overlay model. Overlay models include a grille frame that accepts a classic louvered, solid stainless, pro louvered or custom panel insert.

### SPECIFICATIONS

|                       |                                       |
|-----------------------|---------------------------------------|
| Overall Dimensions    | 36"W (914) x 84"H (2134) x 24"D (610) |
| Refrigerator Capacity | 15.3 cu ft (433 L)                    |
| Freezer Capacity      | 5.2 cu ft (148 L)                     |
| Shipping Weight       | 573 lbs (260 kg)                      |
| Annual Energy Usage   | \$78 (651 kWh)                        |

### FEATURES

- Split Climate™ intelligent cooling system
- ClearSight™ LED lighting with Night Mode
- Stainless accents

#### Refrigerator

- 3 adjustable glass shelves
- 2 crisper drawers with removable dividers
- 4 adjustable door bins
- 2 flip-up dairy compartments
- Air purification system
- Internal water dispenser

#### Freezer

- Full-extension drawer with expandable freezer basket
- Automatic ice maker with removable ice container
- Water filtration system

## Accessories

### Grilles

| FINISHED HEIGHT               | NUMBER  | MSRP  |
|-------------------------------|---------|-------|
| <b>Overlay or Flush Inset</b> |         |       |
| 84" (2134) Grille Frame       | 9044752 | \$285 |
| <b>Stainless Steel</b>        |         |       |
| 84" (2134) Pro Louvered       | 9044756 | \$520 |

### Single Flush Inset – Stainless Steel

| DESCRIPTION             | NUMBER  | MSRP  |
|-------------------------|---------|-------|
| <b>Grilles</b>          |         |       |
| 84" (2134) Solid SS     | 9038230 | \$285 |
| 84" (2134) Pro Louvered | 9045094 | \$395 |
| <b>Pro Handle</b>       |         |       |
| Door Panel*             | 9038363 | \$880 |
| Drawer Panel            | 9038366 | \$475 |
| <b>Tubular Handle</b>   |         |       |
| Door Panel*             | 9038364 | \$880 |
| Drawer Panel            | 9038367 | \$475 |

\*Must order quantity of two.

### Retrofit Panel Kit

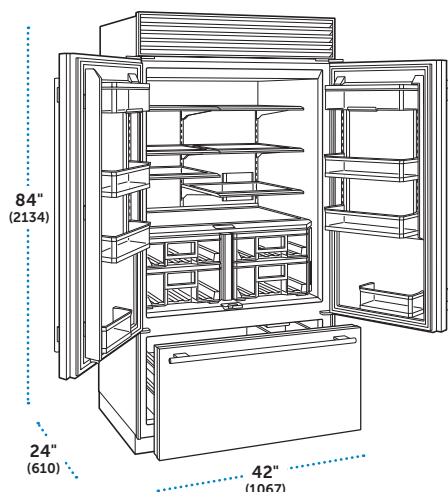
| DESCRIPTION                   | NUMBER  | MSRP  |
|-------------------------------|---------|-------|
| <b>Overlay or Flush Inset</b> |         |       |
| 36" (889) Retrofit Panel Kit  | 9038294 | \$380 |

Retrofit existing Built-In (BI) Series panels onto a new Classic (CL) Series model. Grille panel must be reduced in height by 1½" (38).

### Miscellaneous

| DESCRIPTION                     | NUMBER  | MSRP  |
|---------------------------------|---------|-------|
| <b>Mounting Kits</b>            |         |       |
| Custom Front Panel              | 9044760 | \$260 |
| Custom Side Panel               | 7003407 | \$130 |
| <b>Side Panels</b>              |         |       |
| Stainless Steel (1)             | 9044759 | \$870 |
| Stainless Steel Kickplate       | 9055389 | \$50  |
| Egg Container                   | 7007506 | \$35  |
| 90° Door Stop                   | 7005865 | N/C   |
| <b>Filters and Cartridges</b>   |         |       |
| Water Filter                    | 4204490 | \$55  |
| Water Filter (20)               | 7031688 | N/A   |
| Air Purification Cartridge      | 7042798 | \$55  |
| Air Purification Cartridge (50) | 7042799 | N/A   |

## Classic Series Refrigeration



### 42" Over-and-Under with French Door

| MODEL         | MSRP     |
|---------------|----------|
| CL4250UFD/O*  | \$12,310 |
| CL4250UFD/S/T | \$14,390 |
| CL4250UFD/S/P | \$14,390 |

\*Flush inset design option is achieved by specifying an overlay model. Overlay models include a grille frame that accepts a classic louvered, solid stainless, pro louvered or custom panel insert.

#### SPECIFICATIONS

|                       |  |
|-----------------------|--|
| Overall Dimensions    | 42"W (1067) x 84"H (2134) x 24"D (610) |
| Refrigerator Capacity | 18.4 cu ft (520 L)                     |
| Freezer Capacity      | 6.3 cu ft (179 L)                      |
| Shipping Weight       | 645 lbs (293 kg)                       |
| Annual Energy Usage   | \$84 (698 kWh)                         |

#### FEATURES

- Split Climate™ intelligent cooling system
- ClearSight™ LED lighting with Night Mode
- Stainless accents

#### Refrigerator

- 6 adjustable glass shelves
- 4 crisper drawers with removable dividers
- 2 stationary and 4 adjustable door bins
- 2 flip-up dairy compartments
- Air purification system

#### Freezer

- Full-extension drawer with expandable freezer basket
- Automatic ice maker with removable ice container
- Water filtration system

## Accessories

### Grilles

| FINISHED HEIGHT               | NUMBER  | MSRP  |
|-------------------------------|---------|-------|
| <b>Overlay or Flush Inset</b> |         |       |
| 84" (2134) Grille Frame       | 9044753 | \$305 |
| <b>Stainless Steel</b>        |         |       |
| 84" (2134) Pro Louvered       | 9044757 | \$540 |

### Single Flush Inset – Stainless Steel

| DESCRIPTION             | NUMBER  | MSRP  |
|-------------------------|---------|-------|
| <b>Grilles</b>          |         |       |
| 84" (2134) Solid SS     | 9036855 | \$330 |
| 84" (2134) Pro Louvered | 9045095 | \$420 |
| <b>Pro Handle</b>       |         |       |
| Door Panel*             | 9038369 | \$915 |
| Drawer Panel            | 9038372 | \$515 |
| <b>Tubular Handle</b>   |         |       |
| Door Panel*             | 9038371 | \$915 |
| Drawer Panel            | 9038373 | \$515 |

\*Must order quantity of two.

### Retrofit Panel Kit

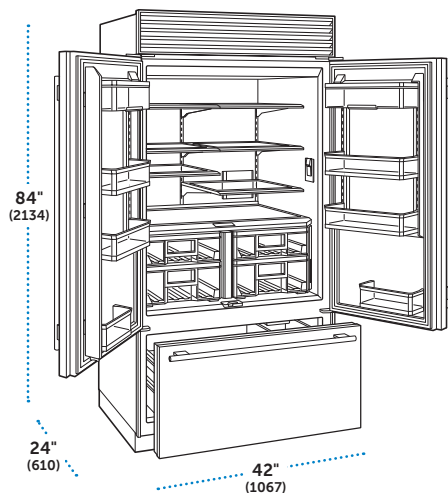
| DESCRIPTION                   | NUMBER  | MSRP  |
|-------------------------------|---------|-------|
| <b>Overlay or Flush Inset</b> |         |       |
| 42" (1067) Retrofit Panel Kit | 9038295 | \$390 |

Retrofit existing Built-In (BI) Series panels onto a new Classic (CL) Series model. Grille panel must be reduced in height by 1½" (38).

### Miscellaneous

| DESCRIPTION                     | NUMBER  | MSRP  |
|---------------------------------|---------|-------|
| <b>Mounting Kits</b>            |         |       |
| Custom Front Panel              | 9044760 | \$260 |
| Custom Side Panel               | 7003407 | \$130 |
| <b>Side Panels</b>              |         |       |
| Stainless Steel (1)             | 9044759 | \$870 |
| Stainless Steel Kickplate       | 9055390 | \$50  |
| Egg Container                   | 7007506 | \$35  |
| 90° Door Stop                   | 7005865 | N/C   |
| <b>Filters and Cartridges</b>   |         |       |
| Water Filter                    | 4204490 | \$55  |
| Water Filter (20)               | 7031688 | N/A   |
| Air Purification Cartridge      | 7042798 | \$55  |
| Air Purification Cartridge (50) | 7042799 | N/A   |

# Classic Series Refrigeration



## 42" Over-and-Under with French Door and Internal Dispenser

| MODEL           | MSRP     |
|-----------------|----------|
| CL4250UFDID/O*  | \$12,750 |
| CL4250UFDID/S/T | \$14,830 |
| CL4250UFDID/S/P | \$14,830 |

\*Flush inset design option is achieved by specifying an overlay model. Overlay models include a grille frame that accepts a classic louvered, solid stainless, pro louvered or custom panel insert.

### SPECIFICATIONS

|                       |  |
|-----------------------|--|
| Overall Dimensions    | 42"W (1067) x 84"H (2134) x 24"D (610) |
| Refrigerator Capacity | 18.4 cu ft (520 L)                     |
| Freezer Capacity      | 6.3 cu ft (179 L)                      |
| Shipping Weight       | 650 lbs (295 kg)                       |
| Annual Energy Usage   | \$84 (698 kWh)                         |

### FEATURES

- Split Climate™ intelligent cooling system
- ClearSight™ LED lighting with Night Mode
- Stainless accents

#### Refrigerator

- 6 adjustable glass shelves
- 4 crisper drawers with removable dividers
- 2 stationary and 4 adjustable door bins
- 2 flip-up dairy compartments
- Air purification system
- Internal water dispenser

#### Freezer

- Full-extension drawer with expandable freezer basket
- Automatic ice maker with removable ice container
- Water filtration system

## Accessories

### Grilles

| FINISHED HEIGHT               | NUMBER  | MSRP  |
|-------------------------------|---------|-------|
| <b>Overlay or Flush Inset</b> |         |       |
| 84" (2134) Grille Frame       | 9044753 | \$305 |
| <b>Stainless Steel</b>        |         |       |
| 84" (2134) Pro Louvered       | 9044757 | \$540 |

### Single Flush Inset – Stainless Steel

| DESCRIPTION             | NUMBER  | MSRP  |
|-------------------------|---------|-------|
| <b>Grilles</b>          |         |       |
| 84" (2134) Solid SS     | 9036855 | \$330 |
| 84" (2134) Pro Louvered | 9045095 | \$420 |
| <b>Pro Handle</b>       |         |       |
| Door Panel*             | 9038369 | \$915 |
| Drawer Panel            | 9038372 | \$515 |
| <b>Tubular Handle</b>   |         |       |
| Door Panel*             | 9038371 | \$915 |
| Drawer Panel            | 9038373 | \$515 |

\*Must order quantity of two.

### Retrofit Panel Kit

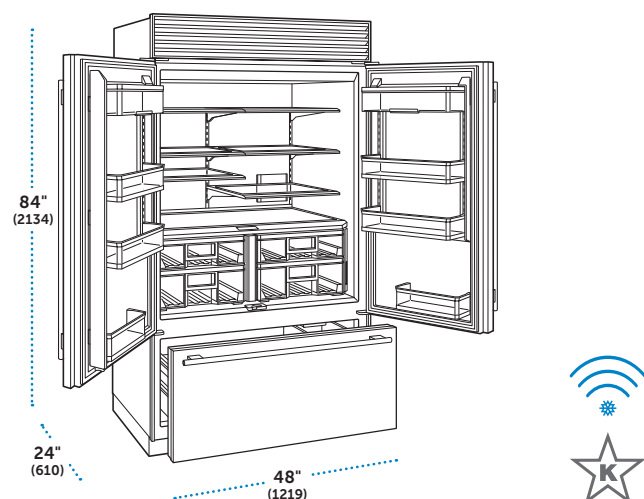
| DESCRIPTION                   | NUMBER  | MSRP  |
|-------------------------------|---------|-------|
| <b>Overlay or Flush Inset</b> |         |       |
| 42" (1067) Retrofit Panel Kit | 9038295 | \$390 |

Retrofit existing Built-In (BI) Series panels onto a new Classic (CL) Series model. Grille panel must be reduced in height by 1½" (38).

### Miscellaneous

| DESCRIPTION                     | NUMBER  | MSRP  |
|---------------------------------|---------|-------|
| <b>Mounting Kits</b>            |         |       |
| Custom Front Panel              | 9044760 | \$260 |
| Custom Side Panel               | 7003407 | \$130 |
| <b>Side Panels</b>              |         |       |
| Stainless Steel (1)             | 9044759 | \$870 |
| Stainless Steel Kickplate       | 9055390 | \$50  |
| Egg Container                   | 7007506 | \$35  |
| 90° Door Stop                   | 7005865 | N/C   |
| <b>Filters and Cartridges</b>   |         |       |
| Water Filter                    | 4204490 | \$55  |
| Water Filter (20)               | 7031688 | N/A   |
| Air Purification Cartridge      | 7042798 | \$55  |
| Air Purification Cartridge (50) | 7042799 | N/A   |

# Classic Series Refrigeration



## 48" Over-and-Under with French Door

| MODEL         | MSRP     |
|---------------|----------|
| CL4850UFD/O*  | \$13,260 |
| CL4850UFD/S/T | \$15,460 |
| CL4850UFD/S/P | \$15,460 |

\*Flush inset design option is achieved by specifying an overlay model. Overlay models include a grille frame that accepts a classic louvered, solid stainless, pro louvered or custom panel insert.

### SPECIFICATIONS

|                       |  |
|-----------------------|--|
| Overall Dimensions    | 48"W (1219) x 84"H (2134) x 24"D (610) |
| Refrigerator Capacity | 21.4 cu ft (607 L)                     |
| Freezer Capacity      | 7.5 cu ft (213 L)                      |
| Shipping Weight       | 702 lbs (318 kg)                       |
| Annual Energy Usage   | \$90 (747 kWh)                         |

### FEATURES

- Split Climate™ intelligent cooling system
- ClearSight™ LED lighting with Night Mode
- Stainless accents

#### Refrigerator

- 6 adjustable glass shelves
- 4 crisper drawers with removable dividers
- 2 stationary and 4 adjustable door bins
- 2 flip-up dairy compartments
- Air purification system

#### Freezer

- Full-extension drawer with expandable freezer basket
- Automatic ice maker with removable ice container
- Water filtration system

## Accessories

### Grilles

| FINISHED HEIGHT               | NUMBER  | MSRP  |
|-------------------------------|---------|-------|
| <b>Overlay or Flush Inset</b> |         |       |
| 84" (2134) Grille Frame       | 9044754 | \$315 |
| <b>Stainless Steel</b>        |         |       |
| 84" (2134) Pro Louvered       | 9044758 | \$555 |

### Single Flush Inset – Stainless Steel

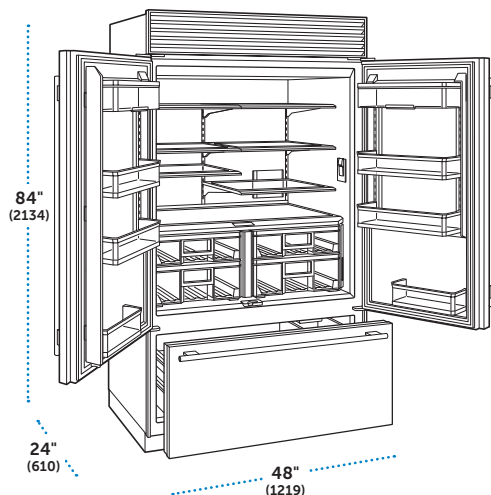
| DESCRIPTION             | NUMBER  | MSRP  |
|-------------------------|---------|-------|
| <b>Grilles</b>          |         |       |
| 84" (2134) Solid SS     | 9036856 | \$370 |
| 84" (2134) Pro Louvered | 9045096 | \$440 |
| <b>Pro Handle</b>       |         |       |
| Door Panel*             | 9037592 | \$945 |
| Drawer Panel            | 9037591 | \$545 |
| <b>Tubular Handle</b>   |         |       |
| Door Panel*             | 9037594 | \$945 |
| Drawer Panel            | 9037593 | \$545 |

\*Must order quantity of two.

### Miscellaneous

| DESCRIPTION                     | NUMBER  | MSRP  |
|---------------------------------|---------|-------|
| <b>Mounting Kits</b>            |         |       |
| Custom Front Panel              | 9044760 | \$260 |
| Custom Side Panel               | 7003407 | \$130 |
| <b>Side Panels</b>              |         |       |
| Stainless Steel (1)             | 9044759 | \$870 |
| Stainless Steel Kickplate       | 9055391 | \$50  |
| Egg Container                   | 7007506 | \$35  |
| 90° Door Stop                   | 7005865 | N/C   |
| <b>Filters and Cartridges</b>   |         |       |
| Water Filter                    | 4204490 | \$55  |
| Water Filter (20)               | 7031688 | N/A   |
| Air Purification Cartridge      | 7042798 | \$55  |
| Air Purification Cartridge (50) | 7042799 | N/A   |

# Classic Series Refrigeration



## 48" Over-and-Under with French Door and Internal Dispenser

| MODEL           | MSRP     |
|-----------------|----------|
| CL4850UFDID/O*  | \$13,700 |
| CL4850UFDID/S/T | \$15,900 |
| CL4850UFDID/S/P | \$15,900 |

\*Flush inset design option is achieved by specifying an overlay model. Overlay models include a grille frame that accepts a classic louvered, solid stainless, pro louvered or custom panel insert.

### SPECIFICATIONS

|                       |  |
|-----------------------|--|
| Overall Dimensions    | 48"W (1219) x 84"H (2134) x 24"D (610) |
| Refrigerator Capacity | 21.4 cu ft (607 L)                     |
| Freezer Capacity      | 7.5 cu ft (213 L)                      |
| Shipping Weight       | 707 lbs (321 kg)                       |
| Annual Energy Usage   | \$90 (747 kWh)                         |

### FEATURES

- Split Climate™ intelligent cooling system
- ClearSight™ LED lighting with Night Mode
- Stainless accents

#### Refrigerator

- 6 adjustable glass shelves
- 4 crisper drawers with removable dividers
- 2 stationary and 4 adjustable door bins
- 2 flip-up dairy compartments
- Air purification system
- Internal water dispenser

#### Freezer

- Full-extension drawer with expandable freezer basket
- Automatic ice maker with removable ice container
- Water filtration system

## Accessories

### Grilles

| FINISHED HEIGHT               | NUMBER  | MSRP  |
|-------------------------------|---------|-------|
| <b>Overlay or Flush Inset</b> |         |       |
| 84" (2134) Grille Frame       | 9044754 | \$315 |
| <b>Stainless Steel</b>        |         |       |
| 84" (2134) Pro Louvered       | 9044758 | \$555 |

### Single Flush Inset – Stainless Steel

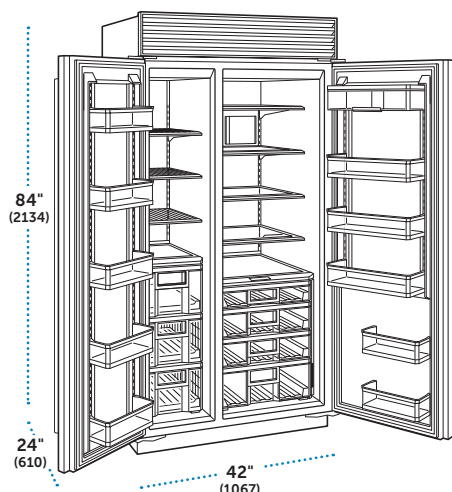
| DESCRIPTION             | NUMBER  | MSRP  |
|-------------------------|---------|-------|
| <b>Grilles</b>          |         |       |
| 84" (2134) Solid SS     | 9036856 | \$370 |
| 84" (2134) Pro Louvered | 9045096 | \$440 |
| <b>Pro Handle</b>       |         |       |
| Door Panel*             | 9037592 | \$945 |
| Drawer Panel            | 9037591 | \$545 |
| <b>Tubular Handle</b>   |         |       |
| Door Panel*             | 9037594 | \$945 |
| Drawer Panel            | 9037593 | \$545 |

\*Must order quantity of two.

### Miscellaneous

| DESCRIPTION                     | NUMBER  | MSRP  |
|---------------------------------|---------|-------|
| <b>Mounting Kits</b>            |         |       |
| Custom Front Panel              | 9044760 | \$260 |
| Custom Side Panel               | 7003407 | \$130 |
| <b>Side Panels</b>              |         |       |
| Stainless Steel (1)             | 9044759 | \$870 |
| Stainless Steel Kickplate       | 9055391 | \$50  |
| Egg Container                   | 7007506 | \$35  |
| 90° Door Stop                   | 7005865 | N/C   |
| <b>Filters and Cartridges</b>   |         |       |
| Water Filter                    | 4204490 | \$55  |
| Water Filter (20)               | 7031688 | N/A   |
| Air Purification Cartridge      | 7042798 | \$55  |
| Air Purification Cartridge (50) | 7042799 | N/A   |

## Classic Series Refrigeration



### 42" Side-by-Side

| MODEL       | MSRP     |
|-------------|----------|
| CL4250S/O*  | \$11,415 |
| CL4250S/S/T | \$13,495 |
| CL4250S/S/P | \$13,495 |

\*Flush inset design option is achieved by specifying an overlay model. Overlay models include a grille frame that accepts a classic louvered, solid stainless, pro louvered or custom panel insert.

#### SPECIFICATIONS

|                       |  |
|-----------------------|--|
| Overall Dimensions    | 42"W (1067) x 84"H (2134) x 24"D (610) |
| Refrigerator Capacity | 16.0 cu ft (452 L)                     |
| Freezer Capacity      | 8.8 cu ft (248 L)                      |
| Shipping Weight       | 620 lbs (281 kg)                       |
| Annual Energy Usage   | \$91 (762 kWh)                         |

#### FEATURES

- Split Climate™ intelligent cooling system
- ClearSight™ LED lighting with Night Mode
- Stainless accents

#### Refrigerator

- 4 adjustable glass shelves
- 4 crisper drawers with removable dividers
- 2 stationary and 3 adjustable door bins
- Flip-up dairy compartment
- Air purification system

#### Freezer

- Ice drawer with automatic ice maker
- 3 adjustable wire shelves
- 5 adjustable door bins
- 2 storage drawers
- Water filtration system

## Accessories

### Grilles

| FINISHED HEIGHT               | NUMBER  | MSRP  |
|-------------------------------|---------|-------|
| <b>Overlay or Flush Inset</b> |         |       |
| 84" (2134) Grille Frame       | 9044753 | \$305 |
| <b>Stainless Steel</b>        |         |       |
| 84" (2134) Pro Louvered       | 9044757 | \$540 |

### Single Flush Inset – Stainless Steel

| DESCRIPTION             | NUMBER  | MSRP  |
|-------------------------|---------|-------|
| <b>Grilles</b>          |         |       |
| 84" (2134) Solid SS     | 9036855 | \$330 |
| 84" (2134) Pro Louvered | 9045095 | \$420 |
| <b>Pro Handle</b>       |         |       |
| Refrigerator Door Panel | 9036857 | \$915 |
| Freezer Door Panel      | 9036860 | \$830 |
| <b>Tubular Handle</b>   |         |       |
| Refrigerator Door Panel | 9036861 | \$915 |
| Freezer Door Panel      | 9036863 | \$830 |

### Retrofit Panel Kit

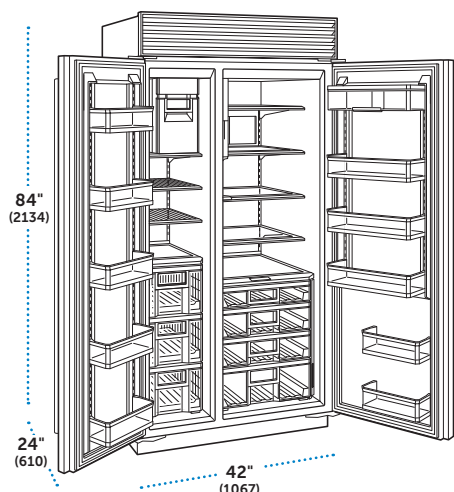
| DESCRIPTION                   | NUMBER  | MSRP  |
|-------------------------------|---------|-------|
| <b>Overlay or Flush Inset</b> |         |       |
| 42" (1067) Retrofit Panel Kit | 9038296 | \$390 |

Retrofit existing Built-In (BI) Series panels onto a new Classic (CL) Series model. Grille panel must be reduced in height by 1½" (38).

### Miscellaneous

| DESCRIPTION                     | NUMBER  | MSRP  |
|---------------------------------|---------|-------|
| <b>Mounting Kits</b>            |         |       |
| Custom Front Panel              | 9044760 | \$260 |
| Custom Side Panel               | 7003407 | \$130 |
| <b>Side Panels</b>              |         |       |
| Stainless Steel (1)             | 9044759 | \$870 |
| Stainless Steel Kickplate       | 9055390 | \$50  |
| Egg Container                   | 7007506 | \$35  |
| 90° Door Stop                   | 7005865 | N/C   |
| <b>Filters and Cartridges</b>   |         |       |
| Water Filter                    | 4204490 | \$55  |
| Water Filter (20)               | 7031688 | N/A   |
| Air Purification Cartridge      | 7042798 | \$55  |
| Air Purification Cartridge (50) | 7042799 | N/A   |

# Classic Series Refrigeration



## 42" Side-by-Side with Internal Dispenser

| MODEL         | MSRP     |
|---------------|----------|
| CL4250SID/O*  | \$12,170 |
| CL4250SID/S/T | \$14,250 |
| CL4250SID/S/P | \$14,250 |

\*Flush inset design option is achieved by specifying an overlay model. Overlay models include a grille frame that accepts a classic louvered, solid stainless, pro louvered or custom panel insert.

### SPECIFICATIONS

|                       |  |
|-----------------------|--|
| Overall Dimensions    | 42"W (1067) x 84"H (2134) x 24"D (610) |
| Refrigerator Capacity | 15.6 cu ft (441 L)                     |
| Freezer Capacity      | 8.9 cu ft (251 L)                      |
| Shipping Weight       | 625 lbs (283 kg)                       |
| Annual Energy Usage   | \$91 (760 kWh)                         |

### FEATURES

- Split Climate™ intelligent cooling system
- ClearSight™ LED lighting with Night Mode
- Stainless accents

#### Refrigerator

- 4 adjustable glass shelves
- 4 crisper drawers with removable dividers
- 2 stationary and 3 adjustable door bins
- Flip-up dairy compartment
- Air purification system
- Internal ice and water dispenser

#### Freezer

- 2 adjustable wire shelves
- 5 adjustable door bins
- 3 storage drawers
- Fold-up shelf
- Water filtration system

## Accessories

### Grilles

| FINISHED HEIGHT               | NUMBER  | MSRP  |
|-------------------------------|---------|-------|
| <b>Overlay or Flush Inset</b> |         |       |
| 84" (2134) Grille Frame       | 9044753 | \$305 |
| <b>Stainless Steel</b>        |         |       |
| 84" (2134) Pro Louvered       | 9044757 | \$540 |

### Single Flush Inset – Stainless Steel

| DESCRIPTION             | NUMBER  | MSRP  |
|-------------------------|---------|-------|
| <b>Grilles</b>          |         |       |
| 84" (2134) Solid SS     | 9036855 | \$330 |
| 84" (2134) Pro Louvered | 9045095 | \$420 |
| <b>Pro Handle</b>       |         |       |
| Refrigerator Door Panel | 9036857 | \$915 |
| Freezer Door Panel      | 9036860 | \$830 |
| <b>Tubular Handle</b>   |         |       |
| Refrigerator Door Panel | 9036861 | \$915 |
| Freezer Door Panel      | 9036863 | \$830 |

### Retrofit Panel Kit

| DESCRIPTION                   | NUMBER  | MSRP  |
|-------------------------------|---------|-------|
| <b>Overlay or Flush Inset</b> |         |       |
| 42" (1067) Retrofit Panel Kit | 9038296 | \$390 |

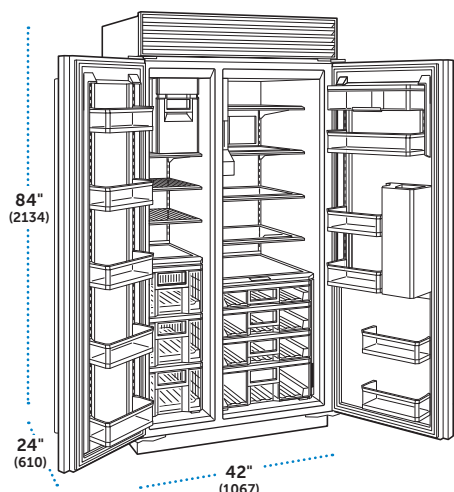
Retrofit existing Built-In (BI) Series panels onto a new Classic (CL) Series model. Grille panel must be reduced in height by 1½" (38).

### Miscellaneous

| DESCRIPTION                     | NUMBER  | MSRP  |
|---------------------------------|---------|-------|
| <b>Mounting Kits</b>            |         |       |
| Custom Front Panel              | 9044760 | \$260 |
| Custom Side Panel               | 7003407 | \$130 |
| <b>Side Panels</b>              |         |       |
| Stainless Steel (1)             | 9044759 | \$870 |
| Stainless Steel Kickplate       | 9055390 | \$50  |
| Egg Container                   | 7007506 | \$35  |
| 90° Door Stop                   | 7005865 | N/C   |
| <b>Filters and Cartridges</b>   |         |       |
| Water Filter                    | 4204490 | \$55  |
| Water Filter (20)               | 7031688 | N/A   |
| Air Purification Cartridge      | 7042798 | \$55  |
| Air Purification Cartridge (50) | 7042799 | N/A   |



## Classic Series Refrigeration



### 42" Side-by-Side with Dispenser

| MODEL        | MSRP     |
|--------------|----------|
| CL4250SD/O*  | \$12,170 |
| CL4250SD/S/T | \$14,250 |
| CL4250SD/S/P | \$14,250 |

\*Flush inset design option is achieved by specifying an overlay model. Overlay models include a grille frame that accepts a classic louvered, solid stainless, pro louvered or custom panel insert.

#### SPECIFICATIONS

|                       |  |
|-----------------------|--|
| Overall Dimensions    | 42"W (1067) x 84"H (2134) x 24"D (610) |
| Refrigerator Capacity | 15.1 cu ft (427 L)                     |
| Freezer Capacity      | 8.9 cu ft (251 L)                      |
| Shipping Weight       | 632 lbs (287 kg)                       |
| Annual Energy Usage   | \$98 (817 kWh)                         |

#### FEATURES

- Split Climate™ intelligent cooling system
- ClearSight™ LED lighting with Night Mode
- Stainless accents

#### Refrigerator

- 4 adjustable glass shelves
- 4 crisper drawers with removable dividers
- 2 stationary and 3 adjustable door bins
- Flip-up dairy compartment
- Air purification system

#### Freezer

- Automatic ice maker with external dispenser
- 2 adjustable wire shelves
- 5 adjustable door bins
- 3 storage drawers
- Fold-up shelf
- Water filtration system

## Accessories

### Grilles

| FINISHED HEIGHT               | NUMBER  | MSRP  |
|-------------------------------|---------|-------|
| <b>Overlay or Flush Inset</b> |         |       |
| 84" (2134) Grille Frame       | 9044753 | \$305 |
| <b>Stainless Steel</b>        |         |       |
| 84" (2134) Pro Louvered       | 9044757 | \$540 |

### Single Flush Inset – Stainless Steel

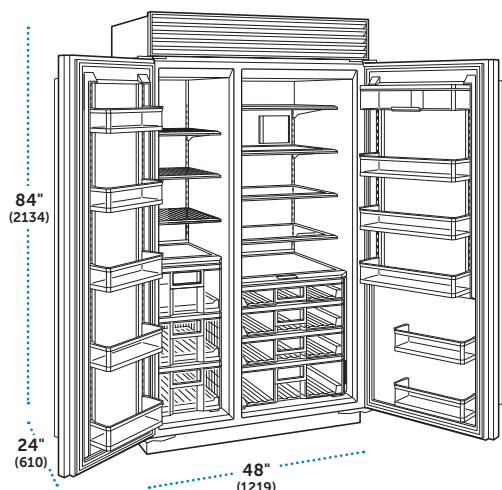
| DESCRIPTION             | NUMBER  | MSRP  |
|-------------------------|---------|-------|
| <b>Grilles</b>          |         |       |
| 84" (2134) Solid SS     | 9036855 | \$330 |
| 84" (2134) Pro Louvered | 9045095 | \$420 |
| <b>Pro Handle</b>       |         |       |
| Refrigerator Door Panel | 9036858 | \$960 |
| Freezer Door Panel      | 9036860 | \$830 |
| <b>Tubular Handle</b>   |         |       |
| Refrigerator Door Panel | 9036862 | \$915 |
| Freezer Door Panel      | 9036863 | \$830 |

### Miscellaneous

| DESCRIPTION                     | NUMBER  | MSRP  |
|---------------------------------|---------|-------|
| <b>Mounting Kits</b>            |         |       |
| Custom Front Panel              | 9044760 | \$260 |
| Custom Side Panel               | 7003407 | \$130 |
| <b>Side Panels</b>              |         |       |
| Stainless Steel (1)             | 9044759 | \$870 |
| Stainless Steel Kickplate       | 9055390 | \$50  |
| Egg Container                   | 7007506 | \$35  |
| 90° Door Stop                   | 7005865 | N/C   |
| <b>Filters and Cartridges</b>   |         |       |
| Water Filter                    | 4204490 | \$55  |
| Water Filter (20)               | 7031688 | N/A   |
| Air Purification Cartridge      | 7042798 | \$55  |
| Air Purification Cartridge (50) | 7042799 | N/A   |



# Classic Series Refrigeration



## 48" Side-by-Side

| MODEL       | MSRP     |
|-------------|----------|
| CL4850S/O*  | \$12,365 |
| CL4850S/S/T | \$14,565 |
| CL4850S/S/P | \$14,565 |

\*Flush inset design option is achieved by specifying an overlay model. Overlay models include a grille frame that accepts a classic louvered, solid stainless, pro louvered or custom panel insert.

### SPECIFICATIONS

|                       |  |
|-----------------------|--|
| Overall Dimensions    | 48"W (1219) x 84"H (2134) x 24"D (610) |
| Refrigerator Capacity | 18.7 cu ft (531 L)                     |
| Freezer Capacity      | 10.4 cu ft (294 L)                     |
| Shipping Weight       | 700 lbs (318 kg)                       |
| Annual Energy Usage   | \$98 (820 kWh)                         |

### FEATURES

- Split Climate™ intelligent cooling system
- ClearSight™ LED lighting with Night Mode
- Stainless accents

#### Refrigerator

- 4 adjustable glass shelves
- 4 crisper drawers with removable dividers
- 2 stationary and 3 adjustable door bins
- Flip-up dairy compartment
- Air purification system

#### Freezer

- Ice drawer with automatic ice maker
- 3 adjustable wire shelves
- 5 adjustable door bins
- 2 storage drawers
- Water filtration system

## Accessories

### Grilles

| FINISHED HEIGHT               | NUMBER  | MSRP  |
|-------------------------------|---------|-------|
| <b>Overlay or Flush Inset</b> |         |       |
| 84" (2134) Grille Frame       | 9044754 | \$315 |
| <b>Stainless Steel</b>        |         |       |
| 84" (2134) Pro Louvered       | 9044758 | \$555 |

### Single Flush Inset – Stainless Steel

| DESCRIPTION             | NUMBER  | MSRP  |
|-------------------------|---------|-------|
| <b>Grilles</b>          |         |       |
| 84" (2134) Solid SS     | 9036856 | \$370 |
| 84" (2134) Pro Louvered | 9045096 | \$440 |
| <b>Pro Handle</b>       |         |       |
| Refrigerator Door Panel | 9036864 | \$950 |
| Freezer Door Panel      | 9036866 | \$865 |
| <b>Tubular Handle</b>   |         |       |
| Refrigerator Door Panel | 9036867 | \$950 |
| Freezer Door Panel      | 9036869 | \$865 |

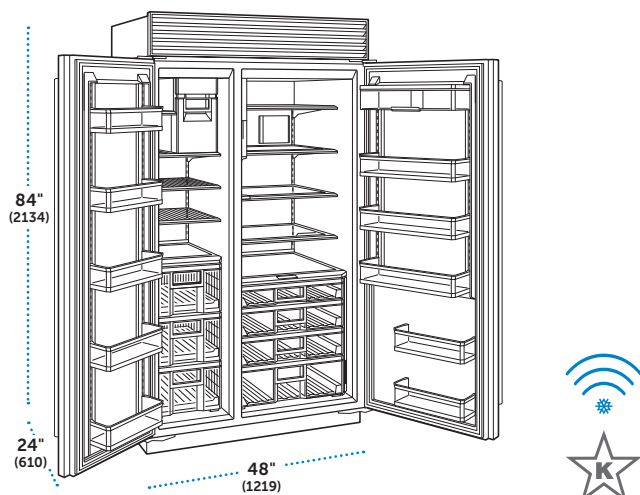
### Retrofit Panel Kit

| DESCRIPTION                   | NUMBER  | MSRP  |
|-------------------------------|---------|-------|
| <b>Overlay or Flush Inset</b> |         |       |
| 48" (1219) Retrofit Panel Kit | 9038297 | \$400 |

Retrofit existing Built-In (BI) Series panels onto a new Classic (CL) Series model. Grille panel must be reduced in height by 1½" (38).

### Miscellaneous

| DESCRIPTION                     | NUMBER  | MSRP  |
|---------------------------------|---------|-------|
| <b>Mounting Kits</b>            |         |       |
| Custom Front Panel              | 9044760 | \$260 |
| Custom Side Panel               | 7003407 | \$130 |
| <b>Side Panels</b>              |         |       |
| Stainless Steel (1)             | 9044759 | \$870 |
| Stainless Steel Kickplate       | 9055391 | \$50  |
| Egg Container                   | 7007506 | \$35  |
| 90° Door Stop                   | 7005865 | N/C   |
| <b>Filters and Cartridges</b>   |         |       |
| Water Filter                    | 4204490 | \$55  |
| Water Filter (20)               | 7031688 | N/A   |
| Air Purification Cartridge      | 7042798 | \$55  |
| Air Purification Cartridge (50) | 7042799 | N/A   |



## 48" Side-by-Side with Internal Dispenser

| MODEL         | MSRP     |
|---------------|----------|
| CL4850SID/O*  | \$13,120 |
| CL4850SID/S/T | \$15,320 |
| CL4850SID/S/P | \$15,320 |

\*Flush inset design option is achieved by specifying an overlay model. Overlay models include a grille frame that accepts a classic louvered, solid stainless, pro louvered or custom panel insert.

### SPECIFICATIONS

|                       |  |
|-----------------------|--|
| Overall Dimensions    | 48"W (1219) x 84"H (2134) x 24"D (610) |
| Refrigerator Capacity | 18.3 cu ft (519 L)                     |
| Freezer Capacity      | 10.5 cu ft (297 L)                     |
| Shipping Weight       | 705 lbs (320 kg)                       |
| Annual Energy Usage   | \$98 (817 kWh)                         |

### FEATURES

- Split Climate™ intelligent cooling system
- ClearSight™ LED lighting with Night Mode
- Stainless accents

#### Refrigerator

- 4 adjustable glass shelves
- 4 crisper drawers with removable dividers
- 2 stationary and 3 adjustable door bins
- Flip-up dairy compartment
- Air purification system
- Internal ice and water dispenser

#### Freezer

- 2 adjustable wire shelves
- 5 adjustable door bins
- 3 storage drawers
- Fold-up shelf
- Water filtration system

## Accessories

### Grilles

| FINISHED HEIGHT               | NUMBER  | MSRP  |
|-------------------------------|---------|-------|
| <b>Overlay or Flush Inset</b> |         |       |
| 84" (2134) Grille Frame       | 9044754 | \$315 |
| <b>Stainless Steel</b>        |         |       |
| 84" (2134) Pro Louvered       | 9044758 | \$555 |

### Single Flush Inset – Stainless Steel

| DESCRIPTION             | NUMBER  | MSRP  |
|-------------------------|---------|-------|
| <b>Grilles</b>          |         |       |
| 84" (2134) Solid SS     | 9036856 | \$370 |
| 84" (2134) Pro Louvered | 9045096 | \$440 |
| <b>Pro Handle</b>       |         |       |
| Refrigerator Door Panel | 9036864 | \$950 |
| Freezer Door Panel      | 9036866 | \$865 |
| <b>Tubular Handle</b>   |         |       |
| Refrigerator Door Panel | 9036867 | \$950 |
| Freezer Door Panel      | 9036869 | \$865 |

### Retrofit Panel Kit

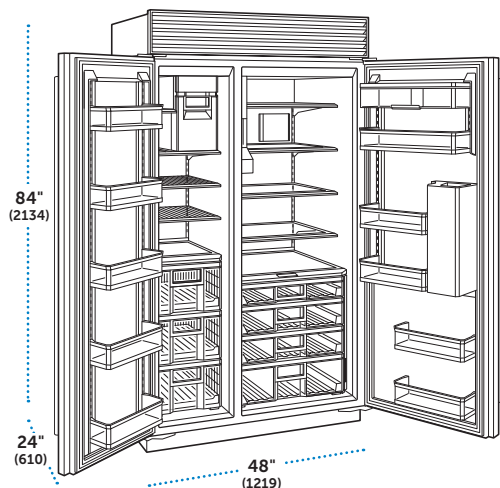
| DESCRIPTION                   | NUMBER  | MSRP  |
|-------------------------------|---------|-------|
| <b>Overlay or Flush Inset</b> |         |       |
| 48" (1219) Retrofit Panel Kit | 9038297 | \$400 |

Retrofit existing Built-In (BI) Series panels onto a new Classic (CL) Series model. Grille panel must be reduced in height by 1½" (38).

### Miscellaneous

| DESCRIPTION                     | NUMBER  | MSRP  |
|---------------------------------|---------|-------|
| <b>Mounting Kits</b>            |         |       |
| Custom Front Panel              | 9044760 | \$260 |
| Custom Side Panel               | 7003407 | \$130 |
| <b>Side Panels</b>              |         |       |
| Stainless Steel (1)             | 9044759 | \$870 |
| Stainless Steel Kickplate       | 9055391 | \$50  |
| Egg Container                   | 7007506 | \$35  |
| 90° Door Stop                   | 7005865 | N/C   |
| <b>Filters and Cartridges</b>   |         |       |
| Water Filter                    | 4204490 | \$55  |
| Water Filter (20)               | 7031688 | N/A   |
| Air Purification Cartridge      | 7042798 | \$55  |
| Air Purification Cartridge (50) | 7042799 | N/A   |

## Classic Series Refrigeration



### 48" Side-by-Side with Dispenser

| MODEL        | MSRP     |
|--------------|----------|
| CL4850SD/O*  | \$13,120 |
| CL4850SD/S/T | \$15,320 |
| CL4850SD/S/P | \$15,320 |

\*Flush inset design option is achieved by specifying an overlay model. Overlay models include a grille frame that accepts a classic louvered, solid stainless, pro louvered or custom panel insert.

#### SPECIFICATIONS

|                       |  |
|-----------------------|--|
| Overall Dimensions    | 48"W (1219) x 84"H (2134) x 24"D (610) |
| Refrigerator Capacity | 17.9 cu ft (506 L)                     |
| Freezer Capacity      | 10.5 cu ft (297 L)                     |
| Shipping Weight       | 712 lbs (323 kg)                       |
| Annual Energy Usage   | \$105 (875 kWh)                        |

#### FEATURES

- Split Climate™ intelligent cooling system
- ClearSight™ LED lighting with Night Mode
- Stainless accents

#### Refrigerator

- 4 adjustable glass shelves
- 4 crisper drawers with removable dividers
- 2 stationary and 3 adjustable door bins
- Flip-up dairy compartment
- Air purification system

#### Freezer

- Automatic ice maker with external dispenser
- 2 adjustable wire shelves
- 5 adjustable door bins
- 3 storage drawers
- Fold-up shelf
- Water filtration system

## Accessories

### Grilles

| FINISHED HEIGHT               | NUMBER  | MSRP  |
|-------------------------------|---------|-------|
| <b>Overlay or Flush Inset</b> |         |       |
| 84" (2134) Grille Frame       | 9044754 | \$315 |
| <b>Stainless Steel</b>        |         |       |
| 84" (2134) Pro Louvered       | 9044758 | \$555 |

### Single Flush Inset – Stainless Steel

| DESCRIPTION             | NUMBER  | MSRP  |
|-------------------------|---------|-------|
| <b>Grilles</b>          |         |       |
| 84" (2134) Solid SS     | 9036856 | \$370 |
| 84" (2134) Pro Louvered | 9045096 | \$440 |
| <b>Pro Handle</b>       |         |       |
| Refrigerator Door Panel | 9036865 | \$950 |
| Freezer Door Panel      | 9036866 | \$865 |
| <b>Tubular Handle</b>   |         |       |
| Refrigerator Door Panel | 9036868 | \$950 |
| Freezer Door Panel      | 9036869 | \$865 |

### Miscellaneous

| DESCRIPTION                     | NUMBER  | MSRP  |
|---------------------------------|---------|-------|
| <b>Mounting Kits</b>            |         |       |
| Custom Front Panel              | 9044760 | \$260 |
| Custom Side Panel               | 7003407 | \$130 |
| <b>Side Panels</b>              |         |       |
| Stainless Steel (1)             | 9044759 | \$870 |
| Stainless Steel Kickplate       | 9055391 | \$50  |
| Egg Container                   | 7007506 | \$35  |
| 90° Door Stop                   | 7005865 | N/C   |
| <b>Filters and Cartridges</b>   |         |       |
| Water Filter                    | 4204490 | \$55  |
| Water Filter (20)               | 7031688 | N/A   |
| Air Purification Cartridge      | 7042798 | \$55  |
| Air Purification Cartridge (50) | 7042799 | N/A   |

PRO Series Refrigeration

The only thing more impressive than its bold exterior is the groundbreaking technology and design found inside the reimagined PRO Series. Fitted with the most advanced preservation system, the PRO 48 and PRO 36 continue to fulfill our promise of keeping food fresher longer. Crafted with stainless steel inside and out, it checks all the boxes for those desiring the most luxurious, professional aesthetic. And now in a smaller width, it opens up new design opportunities for small and large kitchens alike. The PRO 36 and PRO 48 are available with or without a glass door and may be either built-in or freestanding.

- Can be used freestanding or installed as a standard or flush built-in application.
- Handles coordinate with Wolf ranges and Cove dishwashers.
- Stainless steel interior and exterior.
- Dual refrigeration system enhanced with dual evaporators allow independent control of storage conditions in refrigerator cabinet and drawer compartments.
- Advanced water filtration and air purification systems.
- Exterior touch control panels.
- Flip-up grille provides easy access for routine maintenance.
- All models are Star-K certified.

MODEL NUMBER KEY

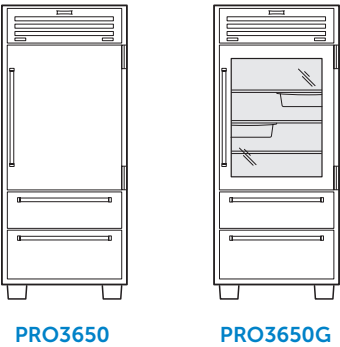
|                          |     |
|--------------------------|-----|
| PRO Series Refrigeration | PRO |
| Glass Door               | G   |
| High Altitude Glass Door | A   |
| Left-Hinge               | /LH |
| Right-Hinge              | /RH |

Specify right-hinge (/RH) or left-hinge (/LH) door when ordering.

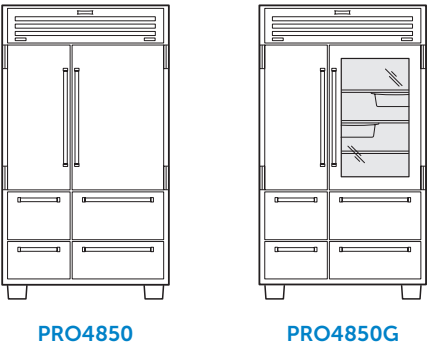
Annual energy usage based on 12 cents per kilowatt hour.

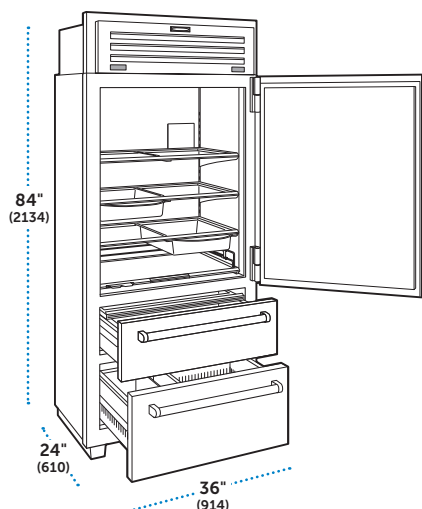
Models PRO4850A and PRO3650A with high altitude glass door are available for installations above 5,000' (1524 m) in elevation.

PRO 36 Models



PRO 48 Models





## 36" PRO Refrigerator/Freezer

| MODEL   | MSRP     |
|---------|----------|
| PRO3650 | \$15,850 |

### SPECIFICATIONS

|                       |                                       |
|-----------------------|---------------------------------------|
| Overall Dimensions    | 36"W (914) x 84"H (2134) x 24"D (610) |
| Refrigerator Capacity | 18.4 cu ft (521 L)                    |
| Freezer Capacity      | 4.3 cu ft (122 L)                     |
| Shipping Weight       | 630 lbs (286 kg)                      |
| Annual Energy Usage   | \$80 (664 kWh)                        |

### FEATURES

#### Refrigerator

- 3 adjustable glass shelves
- 2 stainless steel slide-out bins
- Sliding glass shelf with folding gates
- 1 crisper drawer with cover
- Set of interchangeable drawer dividers
- Air purification system

#### Freezer

- Automatic ice maker
- Full-extension drawer
- Stainless steel ice bucket
- Water filtration system

## Accessories

### Stainless Steel Panels

| DESCRIPTION | NUMBER  | MSRP  |
|-------------|---------|-------|
| Side Panel  | 9013058 | \$695 |
| Top Panel*  | 9013005 | \$240 |
| Kickplate   | 9013060 | \$105 |

\*Requires at least one side panel for proper installation.

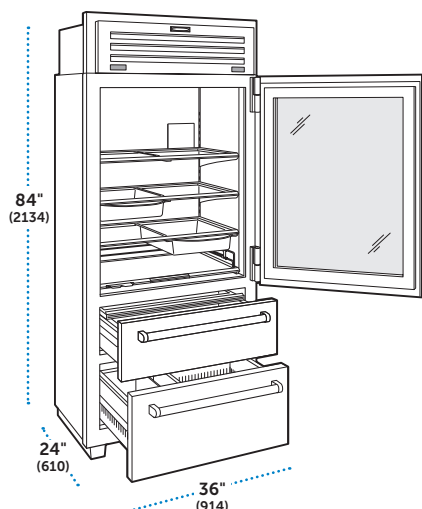
### Filters and Cartridges

| DESCRIPTION                     | NUMBER  | MSRP |
|---------------------------------|---------|------|
| <b>Replacement Filter</b>       |         |      |
| Water Filter                    | 4204490 | \$55 |
| Water Filter (20)               | 7031688 | N/A  |
| <b>Replacement Cartridge</b>    |         |      |
| Air Purification                | 7042798 | \$55 |
| Air Purification Cartridge (50) | 7042799 | N/A  |

### Miscellaneous

| DESCRIPTION               | NUMBER  | MSRP  |
|---------------------------|---------|-------|
| Dual Installation Kit*    | 9013050 | \$270 |
| Slide-Out Bin             | 9013059 | \$175 |
| Drawer Divider Set        | 9018894 | \$145 |
| Slide-Out Shelf Gates (2) | 9019829 | \$85  |
| Egg Container             | 7007506 | \$35  |
| 90° Door Stop             | 0000046 | N/C   |

\*Handle-to-handle installation only.



## 36" PRO Refrigerator/Freezer with Glass Door

| MODEL    | MSRP     |
|----------|----------|
| PRO3650G | \$15,850 |

### SPECIFICATIONS

|                       |                                       |
|-----------------------|---------------------------------------|
| Overall Dimensions    | 36"W (914) x 84"H (2134) x 24"D (610) |
| Refrigerator Capacity | 18.4 cu ft (521 L)                    |
| Freezer Capacity      | 4.3 cu ft (122 L)                     |
| Shipping Weight       | 650 lbs (295 kg)                      |
| Annual Energy Usage   | \$80 (664 kWh)                        |

### FEATURES

#### Refrigerator

- 3 adjustable glass shelves
- 2 stainless steel slide-out bins
- Sliding glass shelf with folding gates
- 1 crisper drawer
- Crisper cover
- Set of interchangeable drawer dividers
- Triple-pane, UV-resistant glass door
- High altitude glass available
- Air purification system

#### Freezer

- Automatic ice maker
- Full-extension drawer
- Stainless steel ice bucket
- Water filtration system

## Accessories

### Stainless Steel Panels

| DESCRIPTION | NUMBER  | MSRP  |
|-------------|---------|-------|
| Side Panel  | 9013058 | \$695 |
| Top Panel*  | 9013005 | \$240 |
| Kickplate   | 9013060 | \$105 |

\*Requires at least one side panel for proper installation.

### Filters and Cartridges

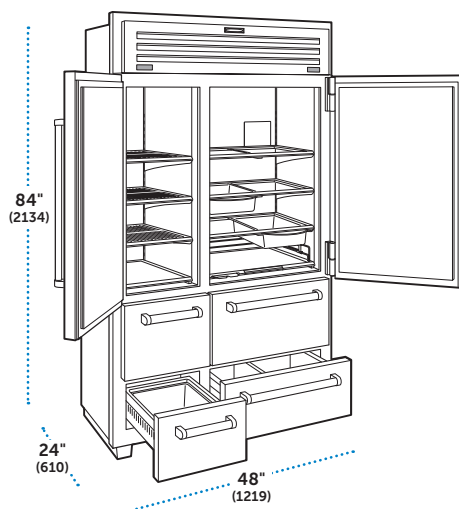
| DESCRIPTION                     | NUMBER  | MSRP |
|---------------------------------|---------|------|
| <b>Replacement Filter</b>       |         |      |
| Water Filter                    | 4204490 | \$55 |
| Water Filter (20)               | 7031688 | N/A  |
| <b>Replacement Cartridge</b>    |         |      |
| Air Purification                | 7042798 | \$55 |
| Air Purification Cartridge (50) | 7042799 | N/A  |

### Miscellaneous

| DESCRIPTION               | NUMBER  | MSRP  |
|---------------------------|---------|-------|
| Dual Installation Kit*    | 9013050 | \$270 |
| Slide-Out Bin             | 9013059 | \$175 |
| Drawer Divider Set        | 9018894 | \$145 |
| Slide-Out Shelf Gates (2) | 9019829 | \$85  |
| Egg Container             | 7007506 | \$35  |
| 90° Door Stop             | 0000046 | N/C   |

\*Handle-to-handle installation only.

# PRO Series Refrigeration



## 48" PRO Refrigerator/Freezer

| MODEL   | MSRP     |
|---------|----------|
| PRO4850 | \$20,390 |

### SPECIFICATIONS

|                       |  |
|-----------------------|--|
| Overall Dimensions    | 48"W (1219) x 84"H (2134) x 24"D (610) |
| Refrigerator Capacity | 18.7 cu ft (530 L)                     |
| Freezer Capacity      | 11.7 cu ft (332 L)                     |
| Shipping Weight       | 860 lbs (390 kg)                       |
| Annual Energy Usage   | \$101 (841 kWh)                        |

### FEATURES

#### Refrigerator

- 3 adjustable glass shelves
- 2 stainless steel slide-out bins
- Sliding glass shelf with folding gates
- 2 storage drawers
- Crisper cover
- Set of interchangeable drawer dividers
- Air purification system

#### Freezer

- Automatic ice maker
- 3 adjustable stainless steel shelves
- 2 storage drawers
- Stainless steel ice bucket
- Water filtration system

## Accessories

### Stainless Steel Panels

| DESCRIPTION | NUMBER  | MSRP  |
|-------------|---------|-------|
| Side Panel  | 9013058 | \$695 |
| Top Panel*  | 9013057 | \$285 |
| Kickplate   | 9013060 | \$105 |

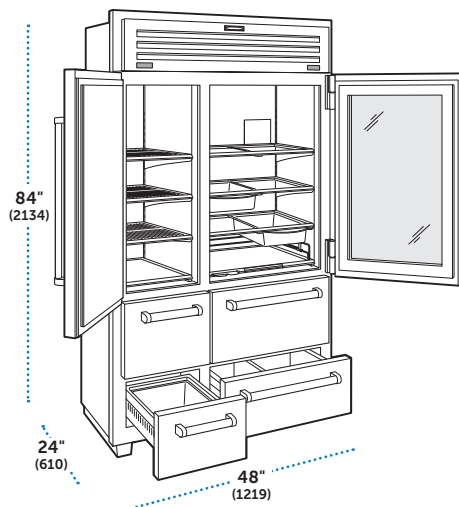
\*Requires at least one side panel for proper installation.

### Filters and Cartridges

| DESCRIPTION                     | NUMBER  | MSRP |
|---------------------------------|---------|------|
| <b>Replacement Filter</b>       |         |      |
| Water Filter                    | 4204490 | \$55 |
| Water Filter (20)               | 7031688 | N/A  |
| <b>Replacement Cartridge</b>    |         |      |
| Air Purification                | 7042798 | \$55 |
| Air Purification Cartridge (50) | 7042799 | N/A  |

### Miscellaneous

| DESCRIPTION               | NUMBER  | MSRP  |
|---------------------------|---------|-------|
| Slide-Out Bin             | 0000045 | \$175 |
| Drawer Divider Set        | 9018893 | \$145 |
| Slide-Out Shelf Gates (2) | 9019829 | \$85  |
| Egg Container             | 7007506 | \$35  |
| 90° Door Stop             | 0000046 | N/C   |



## 48" PRO Refrigerator/Freezer with Glass Door

| MODEL    | MSRP     |
|----------|----------|
| PRO4850G | \$20,390 |

| SPECIFICATIONS        |  |
|-----------------------|--|
| Overall Dimensions    | 48"W (1219) x 84"H (2134) x 24"D (610) |
| Refrigerator Capacity | 18.7 cu ft (530 L)                     |
| Freezer Capacity      | 11.7 cu ft (332 L)                     |
| Shipping Weight       | 880 lbs (399 kg)                       |
| Annual Energy Usage   | \$101 (841 kWh)                        |

### FEATURES

#### Refrigerator

- 3 adjustable glass shelves
- 2 stainless steel slide-out bins
- Sliding glass shelf with folding gates
- 2 storage drawers
- Crisper cover
- Set of interchangeable drawer dividers
- Triple-pane, UV-resistant glass door
- High altitude glass available
- Air purification system

#### Freezer

- Automatic ice maker
- 3 adjustable stainless steel shelves
- 2 storage drawers
- Stainless steel ice bucket
- Water filtration system

## Accessories

### Stainless Steel Panels

| DESCRIPTION | NUMBER  | MSRP  |
|-------------|---------|-------|
| Side Panel  | 9013058 | \$695 |
| Top Panel*  | 9013057 | \$285 |
| Kickplate   | 9013060 | \$105 |

\*Requires at least one side panel for proper installation.

### Filters and Cartridges

| DESCRIPTION                     | NUMBER  | MSRP |
|---------------------------------|---------|------|
| <b>Replacement Filter</b>       |         |      |
| Water Filter                    | 4204490 | \$55 |
| Water Filter (20)               | 7031688 | N/A  |
| <b>Replacement Cartridge</b>    |         |      |
| Air Purification                | 7042798 | \$55 |
| Air Purification Cartridge (50) | 7042799 | N/A  |

### Miscellaneous

| DESCRIPTION               | NUMBER  | MSRP  |
|---------------------------|---------|-------|
| Slide-Out Bin             | 0000045 | \$175 |
| Drawer Divider Set        | 9018893 | \$145 |
| Slide-Out Shelf Gates (2) | 9019829 | \$85  |
| Egg Container             | 7007506 | \$35  |
| 90° Door Stop             | 0000046 | N/C   |



## Designer Series Refrigeration

Sub-Zero Designer Series models are installed flush to merge seamlessly into their surroundings, making them as practical and beautiful in the master suite, bar, or theatre as in the kitchen. For a more traditional look, Designer Series units can be fitted with stainless steel accessory panels.

### MODEL NUMBER KEY

|                                  |     |
|----------------------------------|-----|
| Designer Series Column           | DEC |
| Designer Series Tall             | DET |
| All Refrigerator                 | R   |
| All Freezer                      | F   |
| Combination Refrigerator/Freezer | C   |
| Internal Dispenser               | ID  |
| Ice Maker                        | I   |
| Right-Hinge                      | /R  |
| Left-Hinge                       | /L  |

*Models are shown with stainless steel panels and tubular handles.*

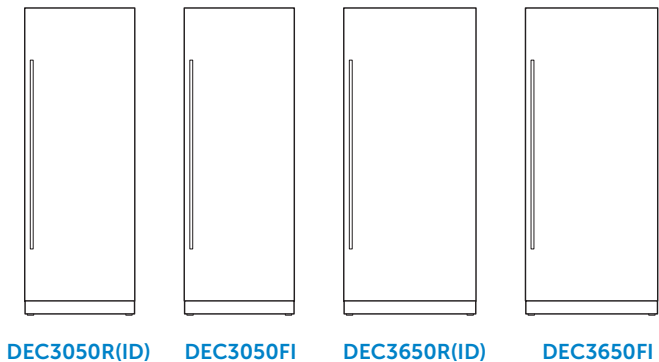
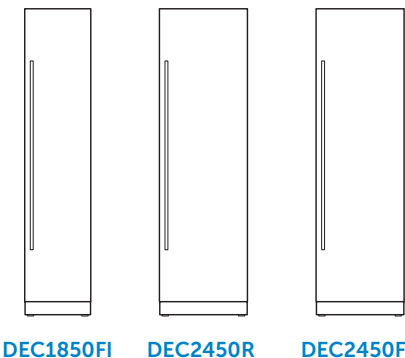
*Specify right-hinge (/R) or left-hinge (/L) door when ordering.*

*Overall dimensions do not include panels or handles.*

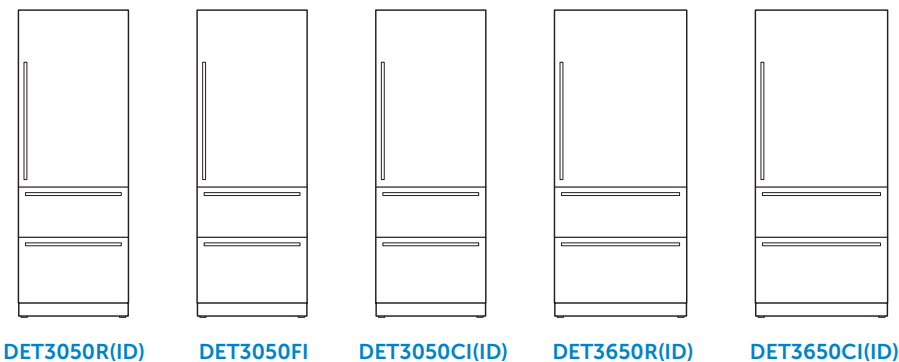
*Dimensions will vary with panel thickness.*

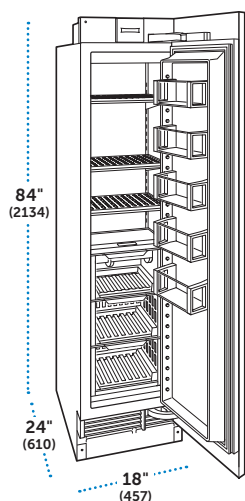
*Annual energy usage is based on 12 cents per kilowatt hour.*

### Column Models



### Tall Models





## 18" All Freezer – Column

| MODEL     | MSRP    |
|-----------|---------|
| DEC1850FI | \$8,205 |

### SPECIFICATIONS

|                     |                                       |
|---------------------|---------------------------------------|
| Overall Dimensions  | 18"W (457) x 84"H (2134) x 24"D (610) |
| Freezer Capacity    | 8.8 cu ft (248 L)                     |
| Shipping Weight     | 295 lbs (134 kg)                      |
| Annual Energy Usage | \$60 (497 kWh)                        |

### FEATURES

- ClearSight™ LED lighting with Night Mode
- Stainless accents
- 3 adjustable wire shelves
- 2 storage drawers with adjustable dividers
- 5 adjustable door bins
- Ice drawer with automatic ice maker
- Water filtration system

## Accessories

### Stainless Steel Door Panels

| DESCRIPTION                               | NUMBER  | MSRP  |
|---|---------|-------|
| 84" (2134) Fin Height – 4" (102) Toe Kick |         |       |
| Tubular Handle / RH                       | 7025372 | \$625 |
| Tubular Handle / LH                       | 7025373 | \$625 |
| Pro Handle / RH                           | 7025324 | \$625 |
| Pro Handle / LH                           | 7025325 | \$625 |

### Dual Installation

| DESCRIPTION            | NUMBER  | MSRP  |
|------------------------|---------|-------|
| Dual Installation Kits |         |       |
| Handle-to-Handle       | 7023628 | \$270 |
| Handle-to-Hinge        | 7029829 | \$270 |
| Hinge-to-Hinge         | 7029830 | \$270 |

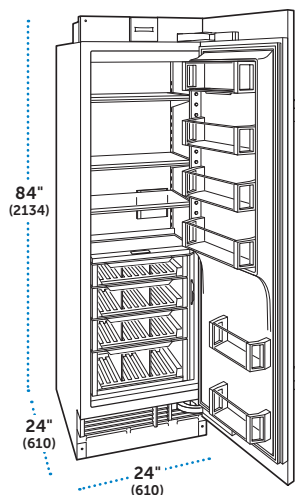
### Kickplates

|                            |         |      |
|----------------------------|---------|------|
| 36" (914) Stainless Steel  | 7026837 | \$65 |
| 42" (1067) Stainless Steel | 7027399 | \$65 |
| 48" (1219) Stainless Steel | 7026838 | \$65 |
| 54" (1372) Stainless Steel | 7026839 | \$65 |

### Miscellaneous

| DESCRIPTION               | NUMBER  | MSRP    |
|---------------------------|---------|---------|
| Enclosure Panel           |         |         |
| Stainless Steel Side (1)  | 7031340 | \$1,115 |
| Reduced Toe Kick Divider* | 7029956 | \$50    |
| Filters                   |         |         |
| Water Filter              | 4204490 | \$55    |
| Water Filter (20)         | 7031688 | N/A     |

\*Required for toe kicks 3 7/8" (98) to 2" (51).



## 24" All Refrigerator – Column

| MODEL    | MSRP    |
|----------|---------|
| DEC2450R | \$8,795 |

### SPECIFICATIONS

|                       |                                       |
|-----------------------|---------------------------------------|
| Overall Dimensions    | 24"W (610) x 84"H (2134) x 24"D (610) |
| Refrigerator Capacity | 13.3 cu ft (377 L)                    |
| Shipping Weight       | 363 lbs (165 kg)                      |
| Annual Energy Usage   | \$36 (302 kWh)                        |

### FEATURES

- Split Climate™ intelligent cooling system
- ClearSight™ LED lighting with Night Mode
- Stainless accents
- 3 adjustable glass shelves
- 4 soft-close crisper drawers with adjustable dividers
- 3 adjustable and 2 stationary door bins
- Flip-up dairy compartment
- Air purification system

## Accessories

### Stainless Steel Door Panels

| DESCRIPTION                               | NUMBER  | MSRP  |
|---|---------|-------|
| 84" (2134) Fin Height – 4" (102) Toe Kick |         |       |
| Tubular Handle / RH                       | 7023710 | \$750 |
| Tubular Handle / LH                       | 7023711 | \$750 |
| Pro Handle / RH                           | 7025320 | \$750 |
| Pro Handle / LH                           | 7025321 | \$750 |

### Dual Installation

| DESCRIPTION            | NUMBER  | MSRP  |
|------------------------|---------|-------|
| Dual Installation Kits |         |       |
| Handle-to-Handle       | 7023628 | \$270 |
| Handle-to-Hinge        | 7029829 | \$270 |
| Hinge-to-Hinge         | 7029830 | \$270 |

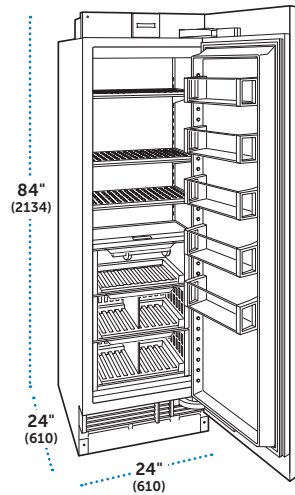
### Kickplates

|                            |         |      |
|----------------------------|---------|------|
| 42" (1067) Stainless Steel | 7027399 | \$65 |
| 48" (1219) Stainless Steel | 7026838 | \$65 |
| 54" (1372) Stainless Steel | 7026839 | \$65 |
| 60" (1524) Stainless Steel | 7026840 | \$75 |

### Miscellaneous

| DESCRIPTION                     | NUMBER  | MSRP    |
|---------------------------------|---------|---------|
| Enclosure Panel                 |         |         |
| Stainless Steel Side (1)        | 7031340 | \$1,115 |
| Reduced Toe Kick Divider*       | 7029956 | \$50    |
| Egg Container                   | 7007506 | \$35    |
| Cartridges                      |         |         |
| Air Purification Cartridge      | 7042798 | \$55    |
| Air Purification Cartridge (50) | 7042799 | N/A     |

\*Required for toe kicks 37/8" (98) to 2" (51).



## 24" All Freezer – Column

| MODEL     | MSRP    |
|-----------|---------|
| DEC2450FI | \$8,795 |

### SPECIFICATIONS

|                     |                                       |
|---------------------|---------------------------------------|
| Overall Dimensions  | 24"W (610) x 84"H (2134) x 24"D (610) |
| Freezer Capacity    | 12.4 cu ft (351 L)                    |
| Shipping Weight     | 365 lbs (166 kg)                      |
| Annual Energy Usage | \$61 (512 kWh)                        |

### FEATURES

- ClearSight™ LED lighting with Night Mode
- Stainless accents
- 3 adjustable wire shelves
- 2 storage drawers with adjustable dividers
- 5 adjustable door bins
- Ice drawer with automatic ice maker
- Water filtration system

## Accessories

### Stainless Steel Door Panels

| DESCRIPTION                               | NUMBER  | MSRP  |
|---|---------|-------|
| 84" (2134) Fin Height – 4" (102) Toe Kick |         |       |
| Tubular Handle / RH                       | 7023710 | \$750 |
| Tubular Handle / LH                       | 7023711 | \$750 |
| Pro Handle / RH                           | 7025320 | \$750 |
| Pro Handle / LH                           | 7025321 | \$750 |

### Dual Installation

| DESCRIPTION            | NUMBER  | MSRP  |
|------------------------|---------|-------|
| Dual Installation Kits |         |       |
| Handle-to-Handle       | 7023628 | \$270 |
| Handle-to-Hinge        | 7029829 | \$270 |
| Hinge-to-Hinge         | 7029830 | \$270 |

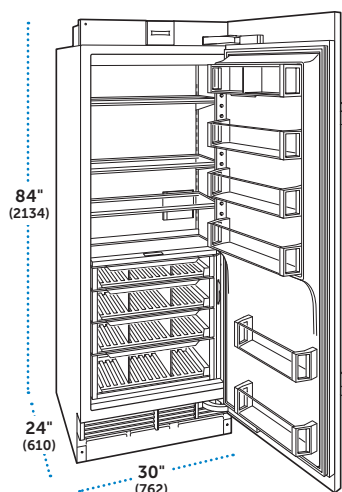
### Kickplates

|                            |         |      |
|----------------------------|---------|------|
| 42" (1067) Stainless Steel | 7027399 | \$65 |
| 48" (1219) Stainless Steel | 7026838 | \$65 |
| 54" (1372) Stainless Steel | 7026839 | \$65 |
| 60" (1524) Stainless Steel | 7026840 | \$75 |

### Miscellaneous

| DESCRIPTION               | NUMBER  | MSRP    |
|---------------------------|---------|---------|
| Enclosure Panel           |         |         |
| Stainless Steel Side (1)  | 7031340 | \$1,115 |
| Reduced Toe Kick Divider* | 7029956 | \$50    |
| Filters                   |         |         |
| Water Filter              | 4204490 | \$55    |
| Water Filter (20)         | 7031688 | N/A     |

\*Required for toe kicks 3 7/8" (98) to 2" (51).



## 30" All Refrigerator – Column

| MODEL      | MSRP    |
|------------|---------|
| DEC3050R   | \$9,305 |
| DEC3050RID | \$9,745 |

### SPECIFICATIONS

|                       |                                       |
|-----------------------|---------------------------------------|
| Overall Dimensions    | 30"W (762) x 84"H (2134) x 24"D (610) |
| Refrigerator Capacity | 17.5 cu ft (496 L)                    |
| Shipping Weight       | 425 lbs (193 kg)                      |
| Annual Energy Usage   | \$40 (332 kWh)                        |

### FEATURES

- Split Climate™ intelligent cooling system
- ClearSight™ LED lighting with Night Mode
- Stainless accents
- 3 adjustable glass shelves
- 4 soft-close crisper drawers with adjustable dividers
- 3 adjustable and 2 stationary door bins
- Flip-up dairy compartment
- Air purification system
- Internal water dispenser (DEC3050RID)
- Water filtration system (DEC3050RID)

## Accessories

### Stainless Steel Door Panels

| DESCRIPTION                               | NUMBER  | MSRP  |
|---|---------|-------|
| 84" (2134) Fin Height – 4" (102) Toe Kick |         |       |
| Tubular Handle / RH                       | 7023626 | \$870 |
| Tubular Handle / LH                       | 7023627 | \$870 |
| Pro Handle / RH                           | 7025304 | \$870 |
| Pro Handle / LH                           | 7025305 | \$870 |

### Dual Installation

| DESCRIPTION            | NUMBER  | MSRP  |
|------------------------|---------|-------|
| Dual Installation Kits |         |       |
| Handle-to-Handle       | 7023628 | \$270 |
| Handle-to-Hinge        | 7029829 | \$270 |
| Hinge-to-Hinge         | 7029830 | \$270 |

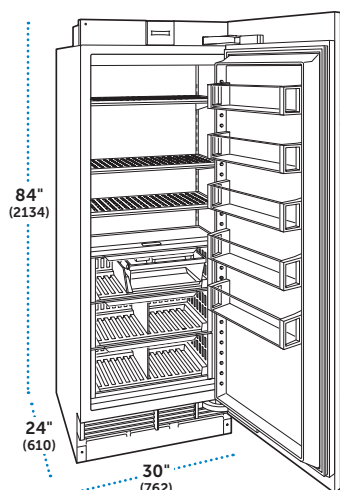
### Kickplates

|                            |         |      |
|----------------------------|---------|------|
| 48" (1219) Stainless Steel | 7026838 | \$65 |
| 54" (1372) Stainless Steel | 7026839 | \$65 |
| 60" (1524) Stainless Steel | 7026840 | \$75 |
| 66" (1676) Stainless Steel | 7026841 | \$85 |

### Miscellaneous

| DESCRIPTION                     | NUMBER  | MSRP    |
|---------------------------------|---------|---------|
| Enclosure Panel                 |         |         |
| Stainless Steel Side (1)        | 7031340 | \$1,115 |
| Reduced Toe Kick Divider*       | 7029956 | \$50    |
| Egg Container                   | 7007506 | \$35    |
| Filters and Cartridges          |         |         |
| Water Filter                    | 4204490 | \$55    |
| Water Filter (20)               | 7031688 | N/A     |
| Air Purification Cartridge      | 7042798 | \$55    |
| Air Purification Cartridge (50) | 7042799 | N/A     |

\*Required for toe kicks 3 7/8" (98) to 2" (51).



## 30" All Freezer – Column

| MODEL     | MSRP    |
|-----------|---------|
| DEC3050FI | \$9,305 |

### SPECIFICATIONS

|                     |                                       |
|---------------------|---------------------------------------|
| Overall Dimensions  | 30"W (762) x 84"H (2134) x 24"D (610) |
| Freezer Capacity    | 15.5 cu ft (439 L)                    |
| Shipping Weight     | 425 lbs (193 kg)                      |
| Annual Energy Usage | \$67 (561 kWh)                        |

### FEATURES

- ClearSight™ LED lighting with Night Mode
- Stainless accents
- 3 adjustable wire shelves
- 3 storage drawers
- 5 adjustable door bins
- Automatic ice maker with removable ice container
- Water filtration system

## Accessories

### Stainless Steel Door Panels

| DESCRIPTION                               | NUMBER  | MSRP  |
|---|---------|-------|
| 84" (2134) Fin Height – 4" (102) Toe Kick |         |       |
| Tubular Handle / RH                       | 7023626 | \$870 |
| Tubular Handle / LH                       | 7023627 | \$870 |
| Pro Handle / RH                           | 7025304 | \$870 |
| Pro Handle / LH                           | 7025305 | \$870 |

### Dual Installation

| DESCRIPTION            | NUMBER  | MSRP  |
|------------------------|---------|-------|
| Dual Installation Kits |         |       |
| Handle-to-Handle       | 7023628 | \$270 |
| Handle-to-Hinge        | 7029829 | \$270 |
| Hinge-to-Hinge         | 7029830 | \$270 |

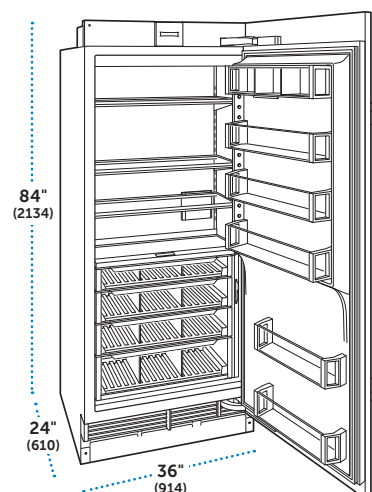
### Kickplates

|                            |         |      |
|----------------------------|---------|------|
| 48" (1219) Stainless Steel | 7026838 | \$65 |
| 54" (1372) Stainless Steel | 7026839 | \$65 |
| 60" (1524) Stainless Steel | 7026840 | \$75 |
| 66" (1676) Stainless Steel | 7026841 | \$85 |

### Miscellaneous

| DESCRIPTION               | NUMBER  | MSRP    |
|---------------------------|---------|---------|
| Enclosure Panel           |         |         |
| Stainless Steel Side (1)  | 7031340 | \$1,115 |
| Reduced Toe Kick Divider* | 7029956 | \$50    |
| Filters                   |         |         |
| Water Filter              | 4204490 | \$55    |
| Water Filter (20)         | 7031688 | N/A     |

\*Required for toe kicks 3<sup>7</sup>/<sub>8</sub>" (98) to 2" (51).



## 36" All Refrigerator – Column

| MODEL      | MSRP     |
|------------|----------|
| DEC3650R   | \$9,815  |
| DEC3650RID | \$10,255 |

### SPECIFICATIONS

|                       |                                       |
|-----------------------|---------------------------------------|
| Overall Dimensions    | 36"W (914) x 84"H (2134) x 24"D (610) |
| Refrigerator Capacity | 21.7 cu ft (614 L)                    |
| Shipping Weight       | 409 lbs (186 kg)                      |
| Annual Energy Usage   | \$43 (362 kWh)                        |

### FEATURES

- Split Climate™ intelligent cooling system
- ClearSight™ LED lighting with Night Mode
- Stainless accents
- 3 adjustable glass shelves
- 4 soft-close crisper drawers with adjustable dividers
- 3 adjustable and 2 stationary door bins
- Flip-up dairy compartment
- Air purification system
- Internal water dispenser (DEC3650RID)
- Water filtration system (DEC3650RID)

## Accessories

### Stainless Steel Door Panels

| DESCRIPTION                               | NUMBER  | MSRP  |
|---|---------|-------|
| 84" (2134) Fin Height – 4" (102) Toe Kick |         |       |
| Tubular Handle / RH                       | 7025366 | \$985 |
| Tubular Handle / LH                       | 7025367 | \$985 |
| Pro Handle / RH                           | 7025316 | \$985 |
| Pro Handle / LH                           | 7025317 | \$985 |

### Dual Installation

| DESCRIPTION            | NUMBER  | MSRP  |
|------------------------|---------|-------|
| Dual Installation Kits |         |       |
| Handle-to-Handle       | 7023628 | \$270 |
| Handle-to-Hinge        | 7029829 | \$270 |
| Hinge-to-Hinge         | 7029830 | \$270 |

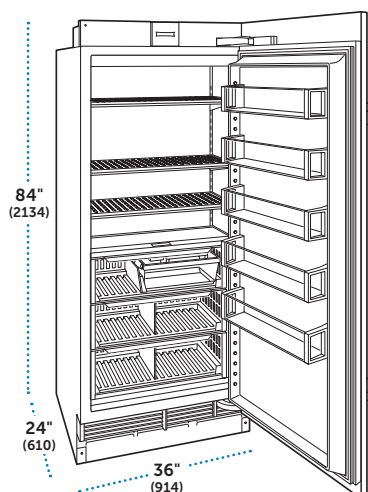
### Kickplates

|                            |         |      |
|----------------------------|---------|------|
| 54" (1372) Stainless Steel | 7026839 | \$65 |
| 60" (1524) Stainless Steel | 7026840 | \$75 |
| 66" (1676) Stainless Steel | 7026841 | \$85 |
| 72" (1829) Stainless Steel | 7026842 | \$85 |

### Miscellaneous

| DESCRIPTION                     | NUMBER  | MSRP    |
|---------------------------------|---------|---------|
| Enclosure Panel                 |         |         |
| Stainless Steel Side (1)        | 7031340 | \$1,115 |
| Reduced Toe Kick Divider*       | 7029956 | \$50    |
| Egg Container                   | 7007506 | \$35    |
| Filters and Cartridges          |         |         |
| Water Filter                    | 4204490 | \$55    |
| Water Filter (20)               | 7031688 | N/A     |
| Air Purification Cartridge      | 7042798 | \$55    |
| Air Purification Cartridge (50) | 7042799 | N/A     |

\*Required for toe kicks 3 7/8" (98) to 2" (51).



## 36" All Freezer – Column

| MODEL     | MSRP    |
|-----------|---------|
| DEC3650FI | \$9,815 |

### SPECIFICATIONS

|                     |                                       |
|---------------------|---------------------------------------|
| Overall Dimensions  | 36"W (914) x 84"H (2134) x 24"D (610) |
| Freezer Capacity    | 19.4 cu ft (548 L)                    |
| Shipping Weight     | 424 lbs (192 kg)                      |
| Annual Energy Usage | \$75 (621 kWh)                        |

### FEATURES

- ClearSight™ LED lighting with Night Mode
- Stainless accents
- 3 adjustable wire shelves
- 3 storage drawers
- 5 adjustable door bins
- Automatic ice maker with removable ice container
- Water filtration system

## Accessories

### Stainless Steel Door Panels

| DESCRIPTION                               | NUMBER  | MSRP  |
|---|---------|-------|
| 84" (2134) Fin Height – 4" (102) Toe Kick |         |       |
| Tubular Handle / RH                       | 7025366 | \$985 |
| Tubular Handle / LH                       | 7025367 | \$985 |
| Pro Handle / RH                           | 7025316 | \$985 |
| Pro Handle / LH                           | 7025317 | \$985 |

### Dual Installation

| DESCRIPTION            | NUMBER  | MSRP  |
|------------------------|---------|-------|
| Dual Installation Kits |         |       |
| Handle-to-Handle       | 7023628 | \$270 |
| Handle-to-Hinge        | 7029829 | \$270 |
| Hinge-to-Hinge         | 7029830 | \$270 |

### Kickplates

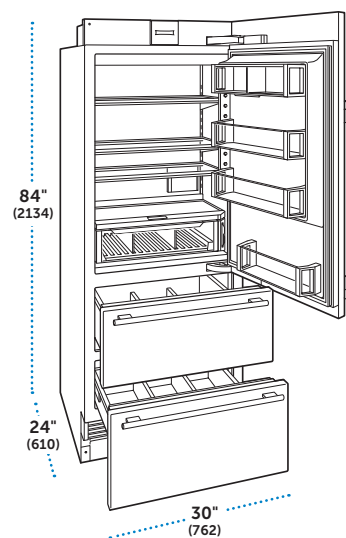
|                            |         |      |
|----------------------------|---------|------|
| 54" (1372) Stainless Steel | 7026839 | \$65 |
| 60" (1524) Stainless Steel | 7026840 | \$75 |
| 66" (1676) Stainless Steel | 7026841 | \$85 |
| 72" (1829) Stainless Steel | 7026842 | \$85 |

### Miscellaneous

| DESCRIPTION               | NUMBER  | MSRP    |
|---------------------------|---------|---------|
| Enclosure Panel           |         |         |
| Stainless Steel Side (1)  | 7031340 | \$1,115 |
| Reduced Toe Kick Divider* | 7029956 | \$50    |
| Filters                   |         |         |
| Water Filter              | 4204490 | \$55    |
| Water Filter (20)         | 7031688 | N/A     |

\*Required for toe kicks 3 7/8" (98) to 2" (51).





## 30" All Refrigerator – Tall

| MODEL      | MSRP     |
|------------|----------|
| DET3050R   | \$9,895  |
| DET3050RID | \$10,335 |

### SPECIFICATIONS

|                       |                                       |
|-----------------------|---------------------------------------|
| Overall Dimensions    | 30"W (762) x 84"H (2134) x 24"D (610) |
| Refrigerator Capacity | 16.4 cu ft (466 L)                    |
| Shipping Weight       | 400 lbs (181 kg)                      |
| Annual Energy Usage   | \$39 (324 kWh)                        |

### FEATURES

- Split Climate™ intelligent cooling system
- ClearSight™ LED lighting with Night Mode
- Stainless accents
- 3 adjustable glass shelves
- Crisper drawer with dividers and sliding cover
- 1 deli drawer with adjustable dividers
- 1 stationary and 2 adjustable door bins
- Flip-up dairy compartment
- Air purification system
- Internal water dispenser (DET3050RID)
- Water filtration system (DET3050RID)

## Accessories

### Stainless Steel Door Panels

| DESCRIPTION                       | NUMBER  | MSRP  |
|-----------------------------------|---------|-------|
| <b>84" (2134) Finished Height</b> |         |       |
| Tubular Handle / RH               | 7023706 | \$750 |
| Tubular Handle / LH               | 7023707 | \$750 |
| Pro Handle / RH                   | 7025312 | \$750 |
| Pro Handle / LH                   | 7025313 | \$750 |

### Stainless Steel Drawer Panels (2-panel set)

| DESCRIPTION              | NUMBER  | MSRP  |
|--------------------------|---------|-------|
| <b>4" (102) Toe Kick</b> |         |       |
| Tubular Handle           | 7023702 | \$625 |
| Pro Handle               | 7025308 | \$625 |

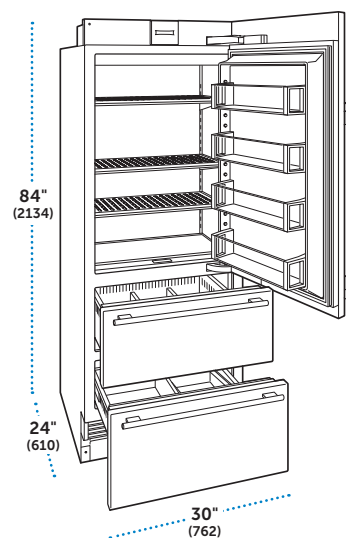
### Dual Installation

| DESCRIPTION                   | NUMBER  | MSRP  |
|-------------------------------|---------|-------|
| <b>Dual Installation Kits</b> |         |       |
| Handle-to-Handle              | 7023628 | \$270 |
| Handle-to-Hinge               | 7029829 | \$270 |
| Hinge-to-Hinge                | 7029830 | \$270 |
| <b>Kickplates</b>             |         |       |
| 48" (1219) Stainless Steel    | 7026838 | \$65  |
| 54" (1372) Stainless Steel    | 7026839 | \$65  |
| 60" (1524) Stainless Steel    | 7026840 | \$75  |
| 66" (1676) Stainless Steel    | 7026841 | \$85  |

### Miscellaneous

| DESCRIPTION                     | NUMBER  | MSRP    |
|---------------------------------|---------|---------|
| <b>Enclosure Panel</b>          |         |         |
| Stainless Steel Side (1)        | 7031340 | \$1,115 |
| <b>Mounting Kit</b>             |         |         |
| Drawer Panel Support            | 7028082 | \$20    |
| Reduced Toe Kick Divider*       | 7029956 | \$50    |
| Egg Container                   | 7007506 | \$35    |
| <b>Filters and Cartridges</b>   |         |         |
| Water Filter                    | 4204490 | \$55    |
| Water Filter (20)               | 7031688 | N/A     |
| Air Purification Cartridge      | 7042798 | \$55    |
| Air Purification Cartridge (50) | 7042799 | N/A     |

\*Required for toe kicks 37/8" (98) to 2" (51).



## 30" All Freezer – Tall

| MODEL     | MSRP     |
|-----------|----------|
| DET3050FI | \$10,010 |

### SPECIFICATIONS

|                     |                                       |
|---------------------|---------------------------------------|
| Overall Dimensions  | 30"W (762) x 84"H (2134) x 24"D (610) |
| Freezer Capacity    | 15.0 cu ft (426 L)                    |
| Shipping Weight     | 400 lbs (181 kg)                      |
| Annual Energy Usage | \$73 (606 kWh)                        |

### FEATURES

- ClearSight™ LED lighting with Night Mode
- Stainless accents
- 3 adjustable wire shelves
- 4 adjustable door bins
- 2 full-extension freezer drawers; one with adjustable dividers
- Automatic ice maker with removable ice container
- Water filtration system

## Accessories

### Stainless Steel Door Panels

| DESCRIPTION                       | NUMBER  | MSRP  |
|-----------------------------------|---------|-------|
| <b>84" (2134) Finished Height</b> |         |       |
| Tubular Handle / RH               | 7023706 | \$750 |
| Tubular Handle / LH               | 7023707 | \$750 |
| Pro Handle / RH                   | 7025312 | \$750 |
| Pro Handle / LH                   | 7025313 | \$750 |

### Stainless Steel Drawer Panels (2-panel set)

| DESCRIPTION              | NUMBER  | MSRP  |
|--------------------------|---------|-------|
| <b>4" (102) Toe Kick</b> |         |       |
| Tubular Handle           | 7023702 | \$625 |
| Pro Handle               | 7025308 | \$625 |

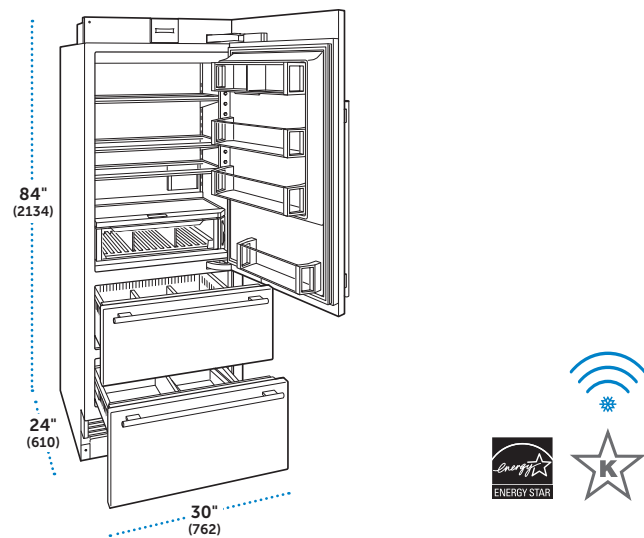
### Dual Installation

| DESCRIPTION                   | NUMBER  | MSRP  |
|-------------------------------|---------|-------|
| <b>Dual Installation Kits</b> |         |       |
| Handle-to-Handle              | 7023628 | \$270 |
| Handle-to-Hinge               | 7029829 | \$270 |
| Hinge-to-Hinge                | 7029830 | \$270 |
| <b>Kickplates</b>             |         |       |
| 48" (1219) Stainless Steel    | 7026838 | \$65  |
| 54" (1372) Stainless Steel    | 7026839 | \$65  |
| 60" (1524) Stainless Steel    | 7026840 | \$75  |
| 66" (1676) Stainless Steel    | 7026841 | \$85  |

### Miscellaneous

| DESCRIPTION               | NUMBER  | MSRP    |
|---------------------------|---------|---------|
| <b>Enclosure Panel</b>    |         |         |
| Stainless Steel Side (1)  | 7031340 | \$1,115 |
| <b>Mounting Kit</b>       |         |         |
| Drawer Panel Support      | 7028082 | \$20    |
| Reduced Toe Kick Divider* | 7029956 | \$50    |
| <b>Filters</b>            |         |         |
| Water Filter              | 4204490 | \$55    |
| Water Filter (20)         | 7031688 | N/A     |

\*Required for toe kicks 3 7/8" (98) to 2" (51).



## 30" Combination – Tall

| MODEL       | MSRP     |
|-------------|----------|
| DET3050CI   | \$10,125 |
| DET3050CIID | \$10,565 |

### SPECIFICATIONS

|                       |                                       |
|-----------------------|---------------------------------------|
| Overall Dimensions    | 30"W (762) x 84"H (2134) x 24"D (610) |
| Refrigerator Capacity | 10.7 cu ft (303 L)                    |
| Freezer Capacity      | 4.9 cu ft (139 L)                     |
| Shipping Weight       | 400 lbs (181 kg)                      |
| Annual Energy Usage   | \$66 (550 kWh)                        |

### FEATURES

- Split Climate™ intelligent cooling system
- ClearSight™ LED lighting with Night Mode
- Stainless accents
- 2 temperature zones

#### Refrigerator

- 3 adjustable glass shelves
- Crisper drawer with dividers
- 1 stationary and 2 adjustable door bins
- Flip-up dairy compartment
- Air purification system
- Internal water dispenser (DET3050CIID)

#### Freezer

- 2 full-extension freezer drawers; one with adjustable dividers
- Automatic ice maker with removable ice container
- Water filtration system

## Accessories

### Stainless Steel Door Panels

| DESCRIPTION                       | NUMBER  | MSRP  |
|-----------------------------------|---------|-------|
| <b>84" (2134) Finished Height</b> |         |       |
| Tubular Handle / RH               | 7023706 | \$750 |
| Tubular Handle / LH               | 7023707 | \$750 |
| Pro Handle / RH                   | 7025312 | \$750 |
| Pro Handle / LH                   | 7025313 | \$750 |

### Stainless Steel Drawer Panels (2-panel set)

| DESCRIPTION              | NUMBER  | MSRP  |
|--------------------------|---------|-------|
| <b>4" (102) Toe Kick</b> |         |       |
| Tubular Handle           | 7023702 | \$625 |
| Pro Handle               | 7025308 | \$625 |

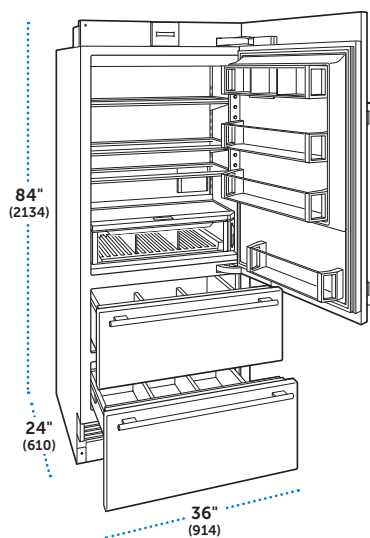
### Dual Installation

| DESCRIPTION                   | NUMBER  | MSRP  |
|-------------------------------|---------|-------|
| <b>Dual Installation Kits</b> |         |       |
| Handle-to-Handle              | 7023628 | \$270 |
| Handle-to-Hinge               | 7029829 | \$270 |
| Hinge-to-Hinge                | 7029830 | \$270 |
| <b>Kickplates</b>             |         |       |
| 48" (1219) Stainless Steel    | 7026838 | \$65  |
| 54" (1372) Stainless Steel    | 7026839 | \$65  |
| 60" (1524) Stainless Steel    | 7026840 | \$75  |
| 66" (1676) Stainless Steel    | 7026841 | \$85  |

### Miscellaneous

| DESCRIPTION                     | NUMBER  | MSRP    |
|---------------------------------|---------|---------|
| <b>Enclosure Panel</b>          |         |         |
| Stainless Steel Side (1)        | 7031340 | \$1,115 |
| <b>Mounting Kit</b>             |         |         |
| Drawer Panel Support            | 7028082 | \$20    |
| Reduced Toe Kick Divider*       | 7029956 | \$50    |
| Egg Container                   | 7007506 | \$35    |
| <b>Filters and Cartridges</b>   |         |         |
| Water Filter                    | 4204490 | \$55    |
| Water Filter (20)               | 7031688 | N/A     |
| Air Purification Cartridge      | 7042798 | \$55    |
| Air Purification Cartridge (50) | 7042799 | N/A     |

\*Required for toe kicks 37/8" (98) to 2" (51).



## 36" All Refrigerator – Tall

| MODEL      | MSRP     |
|------------|----------|
| DET3650R   | \$10,405 |
| DET3650RID | \$10,845 |

### SPECIFICATIONS

|                       |                                       |
|-----------------------|---------------------------------------|
| Overall Dimensions    | 36"W (914) x 84"H (2134) x 24"D (610) |
| Refrigerator Capacity | 20.4 cu ft (578 L)                    |
| Shipping Weight       | 460 lbs (209 kg)                      |
| Annual Energy Usage   | \$42 (353 kWh)                        |

### FEATURES

- Split Climate™ intelligent cooling system
- ClearSight™ LED lighting with Night Mode
- Stainless accents
- 3 adjustable glass shelves
- Crisper drawer with dividers and sliding cover
- 1 deli drawer with adjustable dividers
- 1 stationary and 2 adjustable door bins
- Flip-up dairy compartment
- Air purification system
- Internal water dispenser (DET3650RID)
- Water filtration system (DET3650RID)

## Accessories

### Stainless Steel Door Panels

| DESCRIPTION                       | NUMBER  | MSRP  |
|-----------------------------------|---------|-------|
| <b>84" (2134) Finished Height</b> |         |       |
| Tubular Handle / RH               | 7023708 | \$835 |
| Tubular Handle / LH               | 7023709 | \$835 |
| Pro Handle / RH                   | 7025314 | \$835 |
| Pro Handle / LH                   | 7025315 | \$835 |

### Stainless Steel Drawer Panels (2-panel set)

| DESCRIPTION              | NUMBER  | MSRP  |
|--------------------------|---------|-------|
| <b>4" (102) Toe Kick</b> |         |       |
| Tubular Handle           | 7023704 | \$660 |
| Pro Handle               | 7025310 | \$660 |

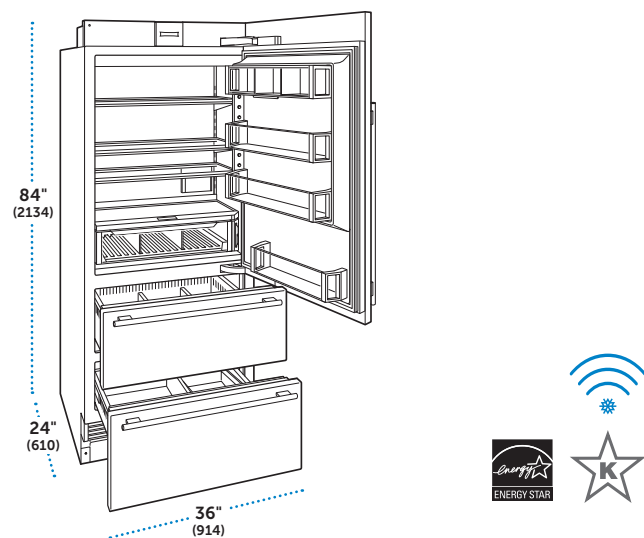
### Dual Installation

| DESCRIPTION                   | NUMBER  | MSRP  |
|-------------------------------|---------|-------|
| <b>Dual Installation Kits</b> |         |       |
| Handle-to-Handle              | 7023628 | \$270 |
| Handle-to-Hinge               | 7029829 | \$270 |
| Hinge-to-Hinge                | 7029830 | \$270 |
| <b>Kickplates</b>             |         |       |
| 54" (1372) Stainless Steel    | 7026839 | \$65  |
| 60" (1524) Stainless Steel    | 7026840 | \$75  |
| 66" (1676) Stainless Steel    | 7026841 | \$85  |
| 72" (1829) Stainless Steel    | 7026842 | \$85  |

### Miscellaneous

| DESCRIPTION                     | NUMBER  | MSRP    |
|---------------------------------|---------|---------|
| <b>Enclosure Panel</b>          |         |         |
| Stainless Steel Side (1)        | 7031340 | \$1,115 |
| <b>Mounting Kit</b>             |         |         |
| Drawer Panel Support            | 7028082 | \$20    |
| Reduced Toe Kick Divider*       | 7029956 | \$50    |
| Egg Container                   | 7007506 | \$35    |
| <b>Filters and Cartridges</b>   |         |         |
| Water Filter                    | 4204490 | \$55    |
| Water Filter (20)               | 7031688 | N/A     |
| Air Purification Cartridge      | 7042798 | \$55    |
| Air Purification Cartridge (50) | 7042799 | N/A     |

\*Required for toe kicks 37/8" (98) to 2" (51).



## 36" Combination – Tall

| MODEL       | MSRP     |
|-------------|----------|
| DET3650CI   | \$10,635 |
| DET3650CIID | \$11,075 |

### SPECIFICATIONS

|                       |                                       |
|-----------------------|---------------------------------------|
| Overall Dimensions    | 36"W (914) x 84"H (2134) x 24"D (610) |
| Refrigerator Capacity | 13.3 cu ft (376 L)                    |
| Freezer Capacity      | 6.3 cu ft (178 L)                     |
| Shipping Weight       | 485 lbs (220 kg)                      |
| Annual Energy Usage   | \$71 (593 kWh)                        |

### FEATURES

- Split Climate™ intelligent cooling system
- ClearSight™ LED lighting with Night Mode
- Stainless accents
- 2 temperature zones

#### Refrigerator

- 3 adjustable glass shelves
- Crisper drawer with dividers
- 1 stationary and 2 adjustable door bins
- Flip-up dairy compartment
- Air purification system
- Internal water dispenser (DET3650CIID)

#### Freezer

- 2 full-extension freezer drawers; one with adjustable dividers
- Automatic ice maker with removable ice container
- Water filtration system

## Accessories

### Stainless Steel Door Panels

| DESCRIPTION                       | NUMBER  | MSRP  |
|-----------------------------------|---------|-------|
| <b>84" (2134) Finished Height</b> |         |       |
| Tubular Handle / RH               | 7023708 | \$835 |
| Tubular Handle / LH               | 7023709 | \$835 |
| Pro Handle / RH                   | 7025314 | \$835 |
| Pro Handle / LH                   | 7025315 | \$835 |

### Stainless Steel Drawer Panels (2-panel set)

| DESCRIPTION              | NUMBER  | MSRP  |
|--------------------------|---------|-------|
| <b>4" (102) Toe Kick</b> |         |       |
| Tubular Handle           | 7023704 | \$660 |
| Pro Handle               | 7025310 | \$660 |

### Dual Installation

| DESCRIPTION                   | NUMBER  | MSRP  |
|-------------------------------|---------|-------|
| <b>Dual Installation Kits</b> |         |       |
| Handle-to-Handle              | 7023628 | \$270 |
| Handle-to-Hinge               | 7029829 | \$270 |
| Hinge-to-Hinge                | 7029830 | \$270 |
| <b>Kickplates</b>             |         |       |
| 54" (1372) Stainless Steel    | 7026839 | \$65  |
| 60" (1524) Stainless Steel    | 7026840 | \$75  |
| 66" (1676) Stainless Steel    | 7026841 | \$85  |
| 72" (1829) Stainless Steel    | 7026842 | \$85  |

### Miscellaneous

| DESCRIPTION                     | NUMBER  | MSRP    |
|---------------------------------|---------|---------|
| <b>Enclosure Panel</b>          |         |         |
| Stainless Steel Side (1)        | 7031340 | \$1,115 |
| <b>Mounting Kit</b>             |         |         |
| Drawer Panel Support            | 7028082 | \$20    |
| Reduced Toe Kick Divider*       | 7029956 | \$50    |
| Egg Container                   | 7007506 | \$35    |
| <b>Filters and Cartridges</b>   |         |         |
| Water Filter                    | 4204490 | \$55    |
| Water Filter (20)               | 7031688 | N/A     |
| Air Purification Cartridge      | 7042798 | \$55    |
| Air Purification Cartridge (50) | 7042799 | N/A     |

\*Required for toe kicks 37/8" (98) to 2" (51).

Undercounter Refrigeration

Sub-Zero Designer Series Undercounter Refrigeration features a fully customizable exterior and comes in various functions and configurations—all conveniently sized—to fit wherever you need it most. Add comfort and convenience to your master suite. Create a stunning cocktail bar in your study. Seamlessly integrate a spot for delicate cosmetics. The options are truly endless.

- All models feature a panel ready design.
- Stainless steel accessory panels and handles to coordinate other Sub-Zero, Wolf, and Cove appliances.
- Models DEU2450BG/ADA and DEU2450R/ADA are ADA Height Compliant
- Models DEU2450RO and ID-24RO are rated for outdoor use.
- Energy efficient; many models are ENERGY STAR® qualified.
- All refrigeration models are Star-K certified.

MODEL NUMBER KEY

|  |      |
|--|------|
| Designer Series Undercounter Refrigeration | DEU  |
| Designer Series Drawers                    | ID   |
| All Refrigerator                           | R    |
| All Freezer                                | F    |
| Beverage Center                            | B    |
| Combination Refrigerator/Freezer           | C    |
| Ice Maker                                  | I    |
| Glass Door                                 | G    |
| High Altitude Glass Door                   | A    |
| ADA Height                                 | /ADA |
| Outdoor Model                              | O    |
| Right-Hinge                                | /R   |
| Left-Hinge                                 | /L   |

Specify right-hinge (/R) or left-hinge (/L) door when ordering, excludes drawer models.

Annual energy usage is based on 12 cents per kilowatt hour (kWh).

Models DEU1550BA and DEU2450BA with high altitude glass door are available for installations above 5,000' (1524 m) in elevation.

Undercounter Models



DEU1550BG



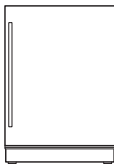
DEU1550B




DEU2450BG



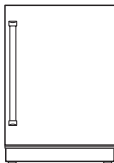
DEU2450BG/ADA



DEU2450R



DEU2450R/ADA

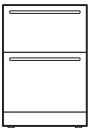


DEU2450RO

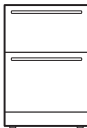


DEU2450CI

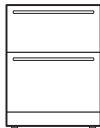
Drawer Models




ID-24R(O)




ID-24F(I)




ID-27R



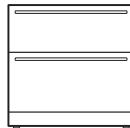
ID-30R



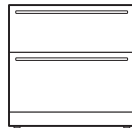
ID-30F(I)



ID-30C(I)

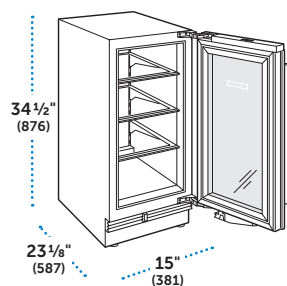


ID-36R



ID-36C(I)

# Designer Series Undercounter Refrigeration



## 15" Beverage Center with Glass Door

| MODEL     | MSRP    |
|-----------|---------|
| DEU1550BG | \$2,800 |

### SPECIFICATIONS

|                       |  |
|-----------------------|--|
| Overall Dimensions    | 15"W (381) x 34 1/2"H (876) x 23 1/8"D (587) |
| Refrigerator Capacity | 3.1 cu ft (88 L)                             |
| Shipping Weight       | 131 lbs (59 kg)                              |
| Annual Energy Usage   | \$22 (183 kWh)                               |

### FEATURES

- 3 adjustable glass shelves
- 1 fixed glass shelf
- All glass shelves feature a spill-proof, nano-coating
- Full-view, UV-resistant glass door
- Adjustable LED accent light
- Espresso interior
- Door alarm
- High altitude glass available

## Accessories

### Stainless Steel Door Panels

| DESCRIPTION                | NUMBER  | MSRP  |
|----------------------------|---------|-------|
| Tubular Handle / RH        | 9029165 | \$300 |
| Tubular Handle / RH / Lock | 9029163 | \$335 |
| Tubular Handle / LH        | 9029157 | \$300 |
| Tubular Handle / LH / Lock | 9029158 | \$335 |
| Pro Handle / RH            | 9029161 | \$300 |
| Pro Handle / RH / Lock     | 9029159 | \$335 |
| Pro Handle / LH            | 9029153 | \$300 |
| Pro Handle / LH / Lock     | 9029151 | \$335 |

Door panel kits include solid stainless steel kickplate, minimum installation height of 34" (864).

### Dual Installation

| DESCRIPTION                   | NUMBER  | MSRP  |
|-------------------------------|---------|-------|
| <b>Dual Installation Kits</b> |         |       |
| Two DEU Units*                | 9028869 | \$120 |
| One DEU with One ID Unit**    | 9035534 | \$120 |

### Stainless Steel Kickplates

|                   |         |       |
|-------------------|---------|-------|
| 30" (762)         | 7042653 | \$95  |
| 30" (762) Tall*** | 7042678 | \$95  |
| 39" (991)         | 7042654 | \$125 |
| 39" (991) Tall*** | 7042679 | \$125 |

\*Use when dual installing two undercounter units. Handle to handle installation only.

\*\*Use when dual installing undercounter unit with drawer unit. Handle to drawer installation only.

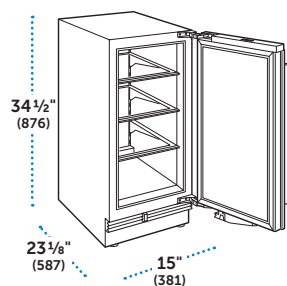
\*\*\*Minimum installation height of 34.5" (876).

### Miscellaneous

| DESCRIPTION                      | NUMBER  | MSRP  |
|----------------------------------|---------|-------|
| <b>Stainless Steel Kickplate</b> |         |       |
| 15" (381) Tall*                  | 7042676 | N/C   |
| Custom Panel Lock Kit            | 7042232 | \$110 |

\*Minimum installation height of 34.5" (876).

# Designer Series Undercounter Refrigeration



## 15" Beverage Center with Solid Door

| MODEL    | MSRP    |
|----------|---------|
| DEU1550B | \$2,690 |

### SPECIFICATIONS

|                       |  |
|-----------------------|--|
| Overall Dimensions    | 15"W (381) x 34½"H (876) x 23⅛"D (587) |
| Refrigerator Capacity | 3.1 cu ft (88 L)                       |
| Shipping Weight       | 113 lbs (51 kg)                        |
| Annual Energy Usage   | \$22 (183 kWh)                         |

### FEATURES

- 3 adjustable glass shelves
- 1 fixed glass shelf
- All glass shelves feature a spill-proof, nano-coating
- Espresso interior
- Door alarm

## Accessories

### Stainless Steel Door Panels

| DESCRIPTION         | NUMBER  | MSRP  |
|---------------------|---------|-------|
| Tubular Handle / RH | 9029166 | \$270 |
| Tubular Handle / LH | 9029155 | \$270 |
| Pro Handle / RH     | 9029162 | \$270 |
| Pro Handle / LH     | 9029154 | \$270 |

Door panel kits include solid stainless steel kickplate, minimum installation height of 34" (864).

### Dual Installation

| DESCRIPTION                   | NUMBER  | MSRP  |
|-------------------------------|---------|-------|
| <b>Dual Installation Kits</b> |         |       |
| Two DEU Units*                | 9028869 | \$120 |
| One DEU with One ID Unit**    | 9035534 | \$120 |

### Stainless Steel Kickplates

|                   |         |       |
|-------------------|---------|-------|
| 30" (762)         | 7042653 | \$95  |
| 30" (762) Tall*** | 7042678 | \$95  |
| 39" (991)         | 7042654 | \$125 |
| 39" (991) Tall*** | 7042679 | \$125 |

\*Use when dual installing two undercounter units. Handle to handle installation only.

\*\*Use when dual installing undercounter unit with drawer unit. Handle to drawer installation only.

\*\*\*Minimum installation height of 34.5" (876).

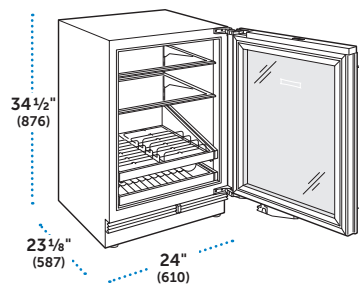
### Miscellaneous

| DESCRIPTION                      | NUMBER  | MSRP  |
|----------------------------------|---------|-------|
| <b>Stainless Steel Kickplate</b> |         |       |
| 15" (381) Tall*                  | 7042676 | N/C   |
| Custom Panel Lock Kit            | 7042232 | \$110 |

\*Minimum installation height of 34.5" (876).



# Designer Series Undercounter Refrigeration



## 24" Beverage Center

| MODEL     | MSRP    |
|-----------|---------|
| DEU2450BG | \$3,020 |

### SPECIFICATIONS

|                       |  |
|-----------------------|--|
| Overall Dimensions    | 24"W (610) x 34 1/2"H (876) x 23 1/8"D (587) |
| Refrigerator Capacity | 5.5 cu ft (157 L)                            |
| Shipping Weight       | 146 lbs (66 kg)                              |
| Annual Energy Usage   | \$29 (243 kWh)                               |

### FEATURES

- 2 adjustable glass shelves
- All glass shelves feature a spill-proof, nano-coating
- Full-extension upright beverage shelf with adjustable gates
- Full-extension multipurpose shelf
- Full-view, UV-resistant glass door
- Adjustable LED accent light
- Espresso interior
- Door alarm
- High altitude glass available

## Accessories

### Stainless Steel Door Panels

| DESCRIPTION                | NUMBER  | MSRP  |
|----------------------------|---------|-------|
| Tubular Handle / RH        | 9029034 | \$365 |
| Tubular Handle / RH / Lock | 9029032 | \$405 |
| Tubular Handle / LH        | 9029028 | \$365 |
| Tubular Handle / LH / Lock | 9029026 | \$405 |
| Pro Handle / RH            | 9028545 | \$365 |
| Pro Handle / RH / Lock     | 9028544 | \$405 |
| Pro Handle / LH            | 9028514 | \$365 |
| Pro Handle / LH / Lock     | 9028513 | \$405 |

Door panel kits include solid stainless steel kickplate, minimum installation height of 34" (864).

### Dual Installation

| DESCRIPTION                   | NUMBER  | MSRP  |
|-------------------------------|---------|-------|
| <b>Dual Installation Kits</b> |         |       |
| Two DEU Units*                | 9028869 | \$120 |
| One DEU with One ID Unit**    | 9035534 | \$120 |

### Stainless Steel Kickplates

|                    |         |       |
|--------------------|---------|-------|
| 48" (1219)         | 7042655 | \$170 |
| 48" (1219) Tall*** | 7042680 | \$170 |

\*Use when dual installing two undercounter units. Handle to handle installation only.

\*\*Use when dual installing undercounter unit with drawer unit. Handle to drawer installation only.

\*\*\*Minimum installation height of 34.5" (876).

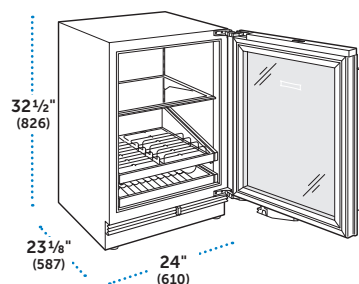
### Miscellaneous

| DESCRIPTION                      | NUMBER  | MSRP  |
|----------------------------------|---------|-------|
| <b>Stainless Steel Kickplate</b> |         |       |
| 24" (610) Tall*                  | 7042677 | N/C   |
| Custom Panel Lock Kit            | 7042232 | \$110 |
| Solid Panel-Ready Door RH**      | 7042312 | \$445 |
| Solid Panel-Ready Door LH**      | 7042313 | \$445 |

\*Minimum installation height of 34.5" (876).

\*\*Installation requires authorized service.

# Designer Series Undercounter Refrigeration



## 24" ADA Height Beverage Center

### MODEL MSRP

DEU2450BG/ADA \$3,020

### SPECIFICATIONS

|                       |  |
|-----------------------|--|
| Overall Dimensions    | 24"W (610) x 32 1/2"H (826) x 23 1/8"D (587) |
| Refrigerator Capacity | 5.1 cu ft (144 L)                            |
| Shipping Weight       | 139 lbs (63 kg)                              |
| Annual Energy Usage   | \$26 (215 kWh)                               |

### FEATURES

- 1 adjustable glass shelf
- Spill-proof, nano-coating on glass shelf
- Full-extension upright beverage shelf with adjustable gates
- Full-extension multipurpose shelf
- Full-view, UV-resistant glass door
- Adjustable LED accent light
- Espresso interior
- Door alarm
- High altitude glass available

## Accessories

### Stainless Steel Door Panels

| DESCRIPTION                | NUMBER  | MSRP  |
|----------------------------|---------|-------|
| Tubular Handle / RH        | 9029179 | \$330 |
| Tubular Handle / RH / Lock | 9029181 | \$365 |
| Tubular Handle / LH        | 9029171 | \$330 |
| Tubular Handle / LH / Lock | 9029173 | \$365 |
| Pro Handle / RH            | 9029177 | \$330 |
| Pro Handle / RH / Lock     | 9029175 | \$365 |
| Pro Handle / LH            | 9029169 | \$330 |
| Pro Handle / LH / Lock     | 9029167 | \$365 |

Door panel kits include solid stainless steel kickplate, minimum installation height of 32" (813).

### Dual Installation

| DESCRIPTION                       | NUMBER  | MSRP  |
|-----------------------------------|---------|-------|
| <b>Dual Installation Kits</b>     |         |       |
| Two DEU Units*                    | 9035533 | \$105 |
| <b>Stainless Steel Kickplates</b> |         |       |
| 48" (1219)                        | 7042655 | \$170 |
| 48" (1219) Tall**                 | 7042680 | \$170 |

\*Use when dual installing two ADA-height undercounter units. Handle to handle installation only.

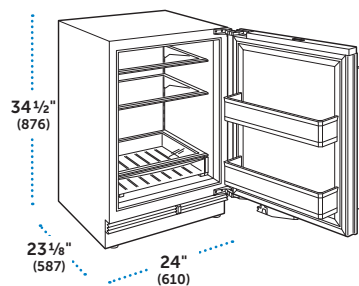
\*\*Minimum installation height of 32.5" (826).

### Miscellaneous

| DESCRIPTION                      | NUMBER  | MSRP  |
|----------------------------------|---------|-------|
| <b>Stainless Steel Kickplate</b> |         |       |
| 24" (610) Tall*                  | 7042677 | N/C   |
| Custom Panel Lock Kit            | 7042232 | \$110 |

\*Minimum installation height of 32.5" (826).

## Designer Series Undercounter Refrigeration



### 24" All Refrigerator

| MODEL    | MSRP    |
|----------|---------|
| DEU2450R | \$2,800 |

#### SPECIFICATIONS

|                       |  |
|-----------------------|--|
| Overall Dimensions    | 24"W (610) x 34 1/2"H (876) x 23 1/8"D (587) |
| Refrigerator Capacity | 5.4 cu ft (152 L)                            |
| Shipping Weight       | 133 lbs (60 kg)                              |
| Annual Energy Usage   | \$20 (168 kWh)                               |

#### FEATURES

- 2 adjustable glass shelves
- 1 fixed glass shelf
- All glass shelves feature a spill-proof, nano-coating
- Clear storage drawer
- 2 door bins
- White interior
- Door alarm

### Accessories

#### Stainless Steel Door Panels

| DESCRIPTION         | NUMBER  | MSRP  |
|---------------------|---------|-------|
| Tubular Handle / RH | 9029035 | \$335 |
| Tubular Handle / LH | 9029029 | \$335 |
| Pro Handle / RH     | 9029031 | \$335 |
| Pro Handle / LH     | 9029025 | \$335 |

Door panel kits include solid stainless steel kickplate, minimum installation height of 34" (864).

#### Dual Installation

| DESCRIPTION                   | NUMBER  | MSRP  |
|-------------------------------|---------|-------|
| <b>Dual Installation Kits</b> |         |       |
| Two DEU Units*                | 9028869 | \$120 |
| One DEU with One ID Unit**    | 9035534 | \$120 |

#### Stainless Steel Kickplates

|                    |         |       |
|--------------------|---------|-------|
| 48" (1219)         | 7042655 | \$170 |
| 48" (1219) Tall*** | 7042680 | \$170 |

\*Use when dual installing two undercounter units. Handle to handle installation only.

\*\*Use when dual installing undercounter unit with drawer unit. Handle to drawer installation only.

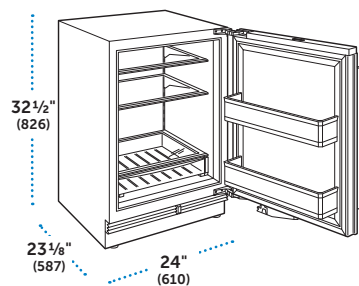
\*\*\*Minimum installation height of 34.5" (876).

#### Miscellaneous

| DESCRIPTION                      | NUMBER  | MSRP  |
|----------------------------------|---------|-------|
| <b>Stainless Steel Kickplate</b> |         |       |
| 24" (610) Tall*                  | 7042677 | N/C   |
| Custom Panel Lock Kit            | 7042232 | \$110 |

\*Minimum installation height of 34.5" (876).

## Designer Series Undercounter Refrigeration



### 24" ADA Height All Refrigerator

| MODEL        | MSRP    |
|--------------|---------|
| DEU2450R/ADA | \$2,800 |

#### SPECIFICATIONS

|                       |  |
|-----------------------|--|
| Overall Dimensions    | 24"W (610) x 32 1/2"H (826) x 23 1/8"D (587) |
| Refrigerator Capacity | 5.0 cu ft (142 L)                            |
| Shipping Weight       | 132 lbs (60 kg)                              |
| Annual Energy Usage   | \$19 (159 kWh)                               |

#### FEATURES

- 2 adjustable glass shelves
- 1 fixed glass shelf
- All glass shelves feature a spill-proof, nano-coating
- Clear storage drawer
- 2 door bins
- White interior
- Door alarm

## Accessories

### Stainless Steel Door Panels

| DESCRIPTION         | NUMBER  | MSRP  |
|---------------------|---------|-------|
| Tubular Handle / RH | 9029182 | \$300 |
| Tubular Handle / LH | 9029174 | \$300 |
| Pro Handle / RH     | 9029178 | \$300 |
| Pro Handle / LH     | 9029170 | \$300 |

Door panel kits include solid stainless steel kickplate, minimum installation height of 32" (813).

### Dual Installation

| DESCRIPTION                       | NUMBER  | MSRP  |
|-----------------------------------|---------|-------|
| <b>Dual Installation Kits</b>     |         |       |
| Two DEU Units*                    | 9035533 | \$105 |
| <b>Stainless Steel Kickplates</b> |         |       |
| 48" (1219)                        | 7042655 | \$170 |
| 48" (1219) Tall**                 | 7042680 | \$170 |

\*Use when dual installing two ADA-height undercounter units. Handle to handle installation only.

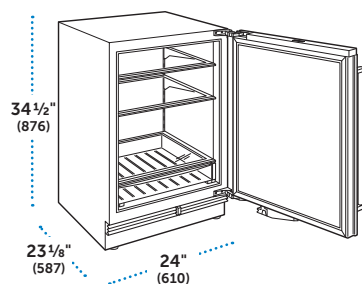
\*\*Minimum installation height of 32.5" (826).

### Miscellaneous

| DESCRIPTION                      | NUMBER  | MSRP  |
|----------------------------------|---------|-------|
| <b>Stainless Steel Kickplate</b> |         |       |
| 24" (610) Tall*                  | 7042677 | N/C   |
| Custom Panel Lock Kit            | 7042232 | \$110 |

\*Minimum installation height of 32.5" (826).

# Designer Series Undercounter Refrigeration



## 24" Outdoor All Refrigerator

| MODEL     | MSRP    |
|-----------|---------|
| DEU2450RO | \$3,690 |

### SPECIFICATIONS

|                       |  |
|-----------------------|--|
| Overall Dimensions    | 24"W (610) x 34 1/2"H (876) x 23 1/8"D (587) |
| Refrigerator Capacity | 5.4 cu ft (151 L)                            |
| Shipping Weight       | 153 lbs (69 kg)                              |
| Annual Energy Usage   | \$20 (168 kWh)                               |

### FEATURES

- 2 adjustable glass shelves
- 1 fixed glass shelf
- All glass shelves feature a spill-proof, nano-coating
- Clear storage drawer
- Stainless steel interior
- Door alarm

## Accessories

### Stainless Steel Door Panels

| DESCRIPTION            | NUMBER  | MSRP  |
|------------------------|---------|-------|
| <b>Outdoor Panels</b>  |         |       |
| Pro Handle / RH        | 9028547 | \$415 |
| Pro Handle / RH / Lock | 9028546 | \$460 |
| Pro Handle / LH        | 9028543 | \$415 |
| Pro Handle / LH / Lock | 9028515 | \$460 |
| <b>Indoor Panels</b>   |         |       |
| Tubular Handle / RH    | 9029035 | \$335 |
| Tubular Handle / LH    | 9029029 | \$335 |
| Pro Handle / RH        | 9029031 | \$335 |
| Pro Handle / LH        | 9029025 | \$335 |

Door panel kits include solid stainless steel kickplate, minimum installation height of 34" (864).

### Dual Installation

| DESCRIPTION                        | NUMBER  | MSRP  |
|------------------------------------|---------|-------|
| <b>Dual Installation Kits</b>      |         |       |
| Two DEU Units*                     | 9028869 | \$120 |
| One DEU with One ID Unit**         | 9035534 | \$120 |
| <b>Stainless Steel Kickplates†</b> |         |       |
| 48" (1219)                         | 7042655 | \$170 |
| 48" (1219) Tall***                 | 7042680 | \$170 |

\*Use when dual installing two undercounter units. Handle to handle installation only.

\*\*Use when dual installing undercounter unit with drawer unit. Handle to drawer installation only.

\*\*\*Minimum installation height of 34.5" (876).

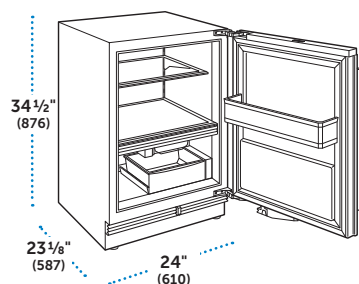
†Dual kickplates can be used for indoor and outdoor applications.

### Miscellaneous

| DESCRIPTION                      | NUMBER  | MSRP |
|----------------------------------|---------|------|
| <b>Stainless Steel Kickplate</b> |         |      |
| 24" (610) Tall*                  | 7042677 | N/C  |

\*Minimum installation height of 34.5" (876).

# Designer Series Undercounter Refrigeration



## 24" Refrigerator/Freezer

| MODEL     | MSRP    |
|-----------|---------|
| DEU2450CI | \$3,245 |

### SPECIFICATIONS

|                       |  |
|-----------------------|--|
| Overall Dimensions    | 24"W (610) x 34 1/2"H (876) x 23 1/8"D (587) |
| Refrigerator Capacity | 3.1 cu ft (87 L)                             |
| Freezer Capacity      | 1.7 cu ft (48 L)                             |
| Shipping Weight       | 134 lbs (61 kg)                              |
| Annual Energy Usage   | \$49 (408 kWh)                               |

### FEATURES

- 1 adjustable glass shelf
- 1 fixed shelf
- All glass shelves feature a spill-proof, nano-coating
- 1 door bin
- Automatic ice maker
- Removable ice storage bin
- White interior
- Door alarm

## Accessories

### Stainless Steel Door Panels

| DESCRIPTION         | NUMBER  | MSRP  |
|---------------------|---------|-------|
| Tubular Handle / RH | 9029035 | \$335 |
| Tubular Handle / LH | 9029029 | \$335 |
| Pro Handle / RH     | 9029031 | \$335 |
| Pro Handle / LH     | 9029025 | \$335 |

Door panel kits include solid stainless steel kickplate, minimum installation height of 34" (864).

### Dual Installation

| DESCRIPTION                   | NUMBER  | MSRP  |
|-------------------------------|---------|-------|
| <b>Dual Installation Kits</b> |         |       |
| Two DEU Units*                | 9028869 | \$120 |
| One DEU with One ID Unit**    | 9035534 | \$120 |

### Stainless Steel Kickplates

|                    |         |       |
|--------------------|---------|-------|
| 48" (1219)         | 7042655 | \$170 |
| 48" (1219) Tall*** | 7042680 | \$170 |

\*Use when dual installing two undercounter units. Handle to handle installation only.

\*\*Use when dual installing undercounter unit with drawer unit. Handle to drawer installation only.

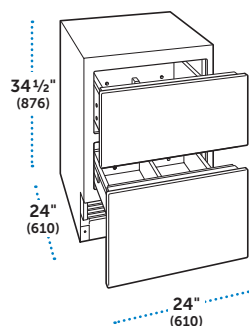
\*\*\*Minimum installation height of 34.5" (876).

## Miscellaneous

| DESCRIPTION                      | NUMBER  | MSRP  |
|----------------------------------|---------|-------|
| <b>Stainless Steel Kickplate</b> |         |       |
| 24" (610) Tall*                  | 7042677 | N/C   |
| Custom Panel Lock Kit            | 7042232 | \$110 |

\*Minimum installation height of 34.5" (876).

# Designer Series Undercounter Refrigeration



## 24" All Refrigerator – Drawers

| MODEL  | MSRP    |
|--------|---------|
| ID-24R | \$4,990 |

### SPECIFICATIONS

|                       |  |
|-----------------------|--|
| Overall Dimensions    | 24"W (610) x 34 1/2"H (876) x 24"D (610) |
| Refrigerator Capacity | 4.0 cu ft (113 L)                        |
| Shipping Weight       | 170 lbs (77 kg)                          |
| Annual Energy Usage   | \$26 (213 kWh)                           |

### FEATURES

- 2 refrigerator storage drawers with dividers

## Accessories

### Stainless Steel Drawer Panels (2-panel set)

| DESCRIPTION       | NUMBER  | MSRP  |
|-------------------|---------|-------|
| 4" (102) Toe Kick |         |       |
| Tubular Handle    | 7025408 | \$570 |
| Pro Handle        | 7025360 | \$570 |
| 6" (152) Toe Kick |         |       |
| Tubular Handle    | 7025409 | \$570 |
| Pro Handle        | 7025361 | \$570 |

### Dual Installation

| DESCRIPTION                | NUMBER  | MSRP  |
|----------------------------|---------|-------|
| Dual Installation Kit      | 7024476 | \$185 |
| Kickplates*                |         |       |
| 42" (1067) Stainless Steel | 7027399 | \$65  |
| 48" (1219) Stainless Steel | 7026838 | \$65  |
| 54" (1372) Stainless Steel | 7026839 | \$65  |
| 60" (1524) Stainless Steel | 7026840 | \$75  |

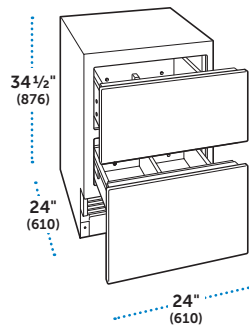
\*Will accommodate 4" (102) and 6" (152) toe kick heights.

### Miscellaneous

| DESCRIPTION               | NUMBER  | MSRP |
|---------------------------|---------|------|
| Reduced Toe Kick Divider* | 7029956 | \$50 |
| Egg Container             | 7007506 | \$35 |

\*Required for toe kicks from 3 7/8" (98) to 2" (51).

## Designer Series Undercounter Refrigeration



### 24" Outdoor All Refrigerator – Drawers

| MODEL   | MSRP    |
|---------|---------|
| ID-24RO | \$5,350 |

#### SPECIFICATIONS

|                       |  |
|-----------------------|--|
| Overall Dimensions    | 24"W (610) x 34 1/2"H (876) x 24"D (610) |
| Refrigerator Capacity | 4.0 cu ft (113 L)                        |
| Shipping Weight       | 170 lbs (77 kg)                          |
| Annual Energy Usage   | \$26 (213 kWh)                           |

#### FEATURES

- 2 refrigerator storage drawers with dividers
- Suitable for outdoor use

### Accessories

#### Outdoor Rated Stainless Steel Drawer Panels (2-panel set)

| DESCRIPTION                | NUMBER  | MSRP  |
|----------------------------|---------|-------|
| 4" (102) Toe Kick          |         |       |
| Pro Handle (with lock)*    | 9011615 | \$960 |
| Pro Handle (without lock)* | 9011700 | \$885 |

\*Required for outdoor installation.

#### Dual Installation

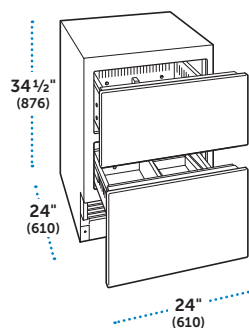
| DESCRIPTION           | NUMBER  | MSRP  |
|-----------------------|---------|-------|
| Dual Installation Kit | 7024476 | \$185 |

#### Miscellaneous

| DESCRIPTION   | NUMBER  | MSRP |
|---------------|---------|------|
| Egg Container | 7007506 | \$35 |



# Designer Series Undercounter Refrigeration



## 24" All Freezer – Drawers

| MODEL   | MSRP    |
|---------|---------|
| ID-24F  | \$4,990 |
| ID-24FI | \$5,170 |

### SPECIFICATIONS

|                     |  |
|---------------------|--|
| Overall Dimensions  | 24"W (610) x 34 1/2"H (876) x 24"D (610) |
| Freezer Capacity    | 3.8 cu ft (109 L)                        |
| Shipping Weight     | 170 lbs (77 kg)                          |
| Annual Energy Usage | \$45 (377 kWh)                           |

### FEATURES

- 2 freezer storage drawers with dividers
- Automatic ice maker (ID-24FI)

## Accessories

### Stainless Steel Drawer Panels (2-panel set)

| DESCRIPTION       | NUMBER  | MSRP  |
|-------------------|---------|-------|
| 4" (102) Toe Kick |         |       |
| Tubular Handle    | 7025408 | \$570 |
| Pro Handle        | 7025360 | \$570 |
| 6" (152) Toe Kick |         |       |
| Tubular Handle    | 7025409 | \$570 |
| Pro Handle        | 7025361 | \$570 |

### Dual Installation

| DESCRIPTION                | NUMBER  | MSRP  |
|----------------------------|---------|-------|
| Dual Installation Kit      | 7024476 | \$185 |
| Kickplates*                |         |       |
| 42" (1067) Stainless Steel | 7027399 | \$65  |
| 48" (1219) Stainless Steel | 7026838 | \$65  |
| 54" (1372) Stainless Steel | 7026839 | \$65  |
| 60" (1524) Stainless Steel | 7026840 | \$75  |

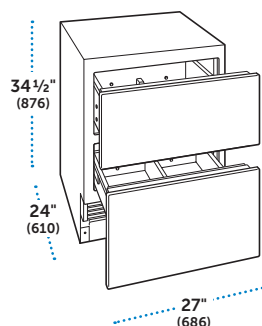
\*Will accommodate 4" (102) and 6" (152) toe kick heights.

### Miscellaneous

| DESCRIPTION               | NUMBER  | MSRP |
|---------------------------|---------|------|
| Reduced Toe Kick Divider* | 7029956 | \$50 |

\*Required for toe kicks from 3 7/8" (98) to 2" (51).

## Designer Series Undercounter Refrigeration



### 27" All Refrigerator – Drawers

| MODEL  | MSRP    |
|--------|---------|
| ID-27R | \$5,080 |

#### SPECIFICATIONS

|                       |  |
|-----------------------|--|
| Overall Dimensions    | 27"W (686) x 34 1/2"H (876) x 24"D (610) |
| Refrigerator Capacity | 4.6 cu ft (131 L)                        |
| Shipping Weight       | 190 lbs (86 kg)                          |
| Annual Energy Usage   | \$26 (217 kWh)                           |

#### FEATURES

- 2 refrigerator storage drawers with dividers

### Accessories

#### Stainless Steel Drawer Panels (2-panel set)

| DESCRIPTION       | NUMBER  | MSRP  |
|-------------------|---------|-------|
| 4" (102) Toe Kick |         |       |
| Tubular Handle    | 7025410 | \$595 |
| Pro Handle        | 7025362 | \$595 |
| 6" (152) Toe Kick |         |       |
| Tubular Handle    | 7025411 | \$595 |
| Pro Handle        | 7025363 | \$595 |

#### Dual Installation

| DESCRIPTION                | NUMBER  | MSRP  |
|----------------------------|---------|-------|
| Dual Installation Kit      | 7024476 | \$185 |
| Kickplate*                 |         |       |
| 54" (1372) Stainless Steel | 7026839 | \$65  |

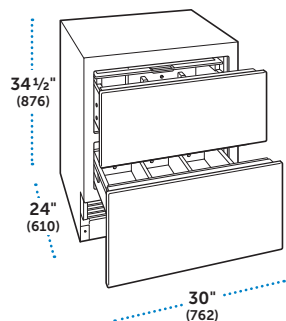
\*Will accommodate 4" (102) and 6" (152) toe kick heights.

#### Miscellaneous

| DESCRIPTION               | NUMBER  | MSRP |
|---------------------------|---------|------|
| Reduced Toe Kick Divider* | 7029956 | \$50 |
| Egg Container             | 7007506 | \$35 |

\*Required for toe kicks from 3 7/8" (98) to 2" (51).

# Designer Series Undercounter Refrigeration



## 30" All Refrigerator – Drawers

| MODEL  | MSRP    |
|--------|---------|
| ID-30R | \$5,170 |

### SPECIFICATIONS

|                       |  |
|-----------------------|--|
| Overall Dimensions    | 30"W (762) x 34 1/2"H (876) x 24"D (610) |
| Refrigerator Capacity | 5.3 cu ft (151 L)                        |
| Shipping Weight       | 210 lbs (95 kg)                          |
| Annual Energy Usage   | \$27 (221 kWh)                           |

### FEATURES

- 2 refrigerator storage drawers with dividers

## Accessories

### Stainless Steel Drawer Panels (2-panel set)

| DESCRIPTION       | NUMBER  | MSRP  |
|-------------------|---------|-------|
| 4" (102) Toe Kick |         |       |
| Tubular Handle    | 7023702 | \$625 |
| Pro Handle        | 7025308 | \$625 |
| 6" (152) Toe Kick |         |       |
| Tubular Handle    | 7023703 | \$625 |
| Pro Handle        | 7025309 | \$625 |

### Dual Installation

| DESCRIPTION                | NUMBER  | MSRP  |
|----------------------------|---------|-------|
| Dual Installation Kit      | 7024476 | \$185 |
| Kickplates*                |         |       |
| 48" (1219) Stainless Steel | 7026838 | \$65  |
| 54" (1372) Stainless Steel | 7026839 | \$65  |
| 60" (1524) Stainless Steel | 7026840 | \$75  |
| 66" (1676) Stainless Steel | 7026841 | \$85  |

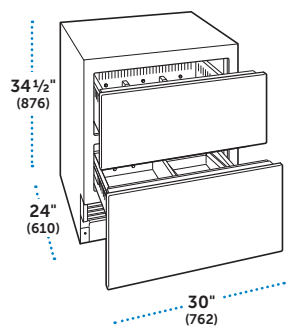
\*Will accommodate 4" (102) and 6" (152) toe kick heights.

### Miscellaneous

| DESCRIPTION               | NUMBER  | MSRP |
|---------------------------|---------|------|
| Mounting Kit              |         |      |
| Drawer Panel Support      | 7028082 | \$20 |
| Reduced Toe Kick Divider* | 7029956 | \$50 |
| Egg Container             | 7007506 | \$35 |

\*Required for toe kicks from 3 7/8" (98) to 2" (51).

# Designer Series Undercounter Refrigeration



## 30" All Freezer – Drawers

| MODEL   | MSRP    |
|---------|---------|
| ID-30F  | \$5,170 |
| ID-30FI | \$5,350 |

### SPECIFICATIONS

|                     |  |
|---------------------|--|
| Overall Dimensions  | 30"W (762) x 34 1/2"H (876) x 24"D (610) |
| Freezer Capacity    | 5.1 cu ft (145 L)                        |
| Shipping Weight     | 210 lbs (95 kg)                          |
| Annual Energy Usage |  |
| ID-30F              | \$43 (356 kWh)                           |
| ID-30FI             | \$48 (399 kWh)                           |

### FEATURES

- 2 freezer storage drawers with dividers
- Automatic ice maker (ID-30FI)

## Accessories

### Stainless Steel Drawer Panels (2-panel set)

| DESCRIPTION       | NUMBER  | MSRP  |
|-------------------|---------|-------|
| 4" (102) Toe Kick |         |       |
| Tubular Handle    | 7023702 | \$625 |
| Pro Handle        | 7025308 | \$625 |
| 6" (152) Toe Kick |         |       |
| Tubular Handle    | 7023703 | \$625 |
| Pro Handle        | 7025309 | \$625 |

### Dual Installation

| DESCRIPTION                | NUMBER  | MSRP  |
|----------------------------|---------|-------|
| Dual Installation Kit      | 7024476 | \$185 |
| Kickplates*                |         |       |
| 48" (1219) Stainless Steel | 7026838 | \$65  |
| 54" (1372) Stainless Steel | 7026839 | \$65  |
| 60" (1524) Stainless Steel | 7026840 | \$75  |
| 66" (1676) Stainless Steel | 7026841 | \$85  |

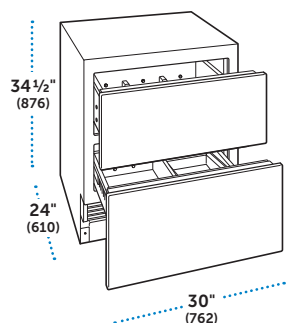
\*Will accommodate 4" (102) and 6" (152) toe kick heights.

### Miscellaneous

| DESCRIPTION               | NUMBER  | MSRP |
|---------------------------|---------|------|
| Mounting Kit              |         |      |
| Drawer Panel Support      | 7028082 | \$20 |
| Reduced Toe Kick Divider* | 7029956 | \$50 |

\*Required for toe kicks from 3 7/8" (98) to 2" (51).

# Designer Series Undercounter Refrigeration



## 30" Combination – Drawers

| MODEL   | MSRP    |
|---------|---------|
| ID-30C  | \$5,475 |
| ID-30CI | \$5,655 |

### SPECIFICATIONS

|                       |  |
|-----------------------|--|
| Overall Dimensions    | 30"W (762) x 34 1/2"H (876) x 24"D (610) |
| Refrigerator Capacity | 3.0 cu ft (86 L)                         |
| Freezer Capacity      | 2.0 cu ft (56 L)                         |
| Shipping Weight       | 210 lbs (95 kg)                          |
| Annual Energy Usage   |  |
| ID-30C                | \$45 (374 kWh)                           |
| ID-30CI               | \$55 (458 kWh)                           |

### FEATURES

#### Refrigerator

- 2 temperature zones
- Refrigerator storage drawer with dividers

#### Freezer

- Freezer storage drawer with dividers
- Automatic ice maker (ID-30CI)

## Accessories

### Stainless Steel Drawer Panels (2-panel set)

| DESCRIPTION       | NUMBER  | MSRP  |
|-------------------|---------|-------|
| 4" (102) Toe Kick |         |       |
| Tubular Handle    | 7023702 | \$625 |
| Pro Handle        | 7025308 | \$625 |
| 6" (152) Toe Kick |         |       |
| Tubular Handle    | 7023703 | \$625 |
| Pro Handle        | 7025309 | \$625 |

### Dual Installation

| DESCRIPTION                | NUMBER  | MSRP  |
|----------------------------|---------|-------|
| Dual Installation Kit      | 7024476 | \$185 |
| Kickplates*                |         |       |
| 48" (1219) Stainless Steel | 7026838 | \$65  |
| 54" (1372) Stainless Steel | 7026839 | \$65  |
| 60" (1524) Stainless Steel | 7026840 | \$75  |
| 66" (1676) Stainless Steel | 7026841 | \$85  |

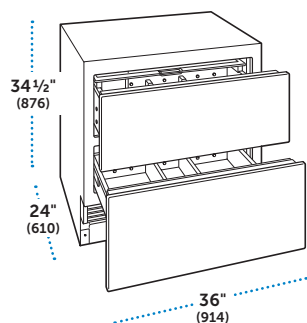
\*Will accommodate 4" (102) and 6" (152) toe kick heights.

### Miscellaneous

| DESCRIPTION               | NUMBER  | MSRP |
|---------------------------|---------|------|
| Mounting Kit              |         |      |
| Drawer Panel Support      | 7028082 | \$20 |
| Reduced Toe Kick Divider* | 7029956 | \$50 |
| Egg Container             | 7007506 | \$35 |

\*Required for toe kicks from 3 7/8" (98) to 2" (51).

## Designer Series Undercounter Refrigeration



### 36" All Refrigerator – Drawers

| MODEL  | MSRP    |
|--------|---------|
| ID-36R | \$5,350 |

#### SPECIFICATIONS

|                       |  |
|-----------------------|--|
| Overall Dimensions    | 36"W (914) x 34 1/2"H (876) x 24"D (610) |
| Refrigerator Capacity | 6.6 cu ft (188 L)                        |
| Shipping Weight       | 250 lbs (113 kg)                         |
| Annual Energy Usage   | \$28 (230 kWh)                           |

#### FEATURES

- 2 refrigerator storage drawers with dividers

### Accessories

#### Stainless Steel Drawer Panels (2-panel set)

| DESCRIPTION       | NUMBER  | MSRP  |
|-------------------|---------|-------|
| 4" (102) Toe Kick |         |       |
| Tubular Handle    | 7023704 | \$660 |
| Pro Handle        | 7025310 | \$660 |
| 6" (152) Toe Kick |         |       |
| Tubular Handle    | 7023705 | \$660 |
| Pro Handle        | 7025311 | \$660 |

#### Dual Installation

| DESCRIPTION                | NUMBER  | MSRP  |
|----------------------------|---------|-------|
| Dual Installation Kit      | 7024476 | \$185 |
| Kickplates*                |         |       |
| 54" (1372) Stainless Steel | 7026839 | \$65  |
| 60" (1524) Stainless Steel | 7026840 | \$75  |
| 66" (1676) Stainless Steel | 7026841 | \$85  |
| 72" (1829) Stainless Steel | 7026842 | \$85  |

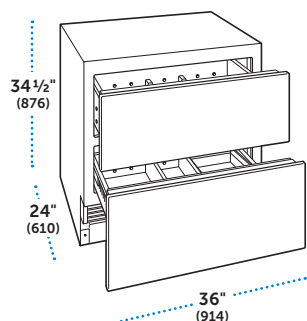
\*Will accommodate 4" (102) and 6" (152) toe kick heights.

#### Miscellaneous

| DESCRIPTION               | NUMBER  | MSRP |
|---------------------------|---------|------|
| Mounting Kit              |         |      |
| Drawer Panel Support      | 7028082 | \$20 |
| Reduced Toe Kick Divider* | 7029956 | \$50 |
| Egg Container             | 7007506 | \$35 |

\*Required for toe kicks from 3 7/8" (98) to 2" (51).

# Designer Series Undercounter Refrigeration



## 36" Combination – Drawers

| MODEL   | MSRP    |
|---------|---------|
| ID-36C  | \$5,655 |
| ID-36CI | \$5,835 |

### SPECIFICATIONS

|                       |  |
|-----------------------|--|
| Overall Dimensions    | 36"W (914) x 34 1/2"H (876) x 24"D (610) |
| Refrigerator Capacity | 3.8 cu ft (107 L)                        |
| Freezer Capacity      | 2.5 cu ft (70 L)                         |
| Shipping Weight       | 250 lbs (113 kg)                         |
| Annual Energy Usage   |  |
| ID-36C                | \$52 (431 kWh)                           |
| ID-36CI               | \$62 (515 kWh)                           |

### FEATURES

#### Refrigerator

- 2 temperature zones
- Refrigerator storage drawer with dividers

#### Freezer

- Freezer storage drawer with dividers
- Automatic ice maker (ID-36CI)

## Accessories

### Stainless Steel Drawer Panels (2-panel set)

| DESCRIPTION       | NUMBER  | MSRP  |
|-------------------|---------|-------|
| 4" (102) Toe Kick |         |       |
| Tubular Handle    | 7023704 | \$660 |
| Pro Handle        | 7025310 | \$660 |
| 6" (152) Toe Kick |         |       |
| Tubular Handle    | 7023705 | \$660 |
| Pro Handle        | 7025311 | \$660 |

### Dual Installation

| DESCRIPTION                | NUMBER  | MSRP  |
|----------------------------|---------|-------|
| Dual Installation Kit      | 7024476 | \$185 |
| Kickplates*                |         |       |
| 54" (1372) Stainless Steel | 7026839 | \$65  |
| 60" (1524) Stainless Steel | 7026840 | \$75  |
| 66" (1676) Stainless Steel | 7026841 | \$85  |
| 72" (1829) Stainless Steel | 7026842 | \$85  |

\*Will accommodate 4" (102) and 6" (152) toe kick heights.

### Miscellaneous

| DESCRIPTION               | NUMBER  | MSRP |
|---------------------------|---------|------|
| Mounting Kit              |         |      |
| Drawer Panel Support      | 7028082 | \$20 |
| Reduced Toe Kick Divider* | 7029956 | \$50 |
| Egg Container             | 7007506 | \$35 |

\*Required for toe kicks from 3 7/8" (98) to 2" (51).

## Undercounter Ice Maker

In the kitchen, bar, or media room, a Sub-Zero high-volume ice maker is a must for entertaining. The design flexibility of this compact unit allows it to fit in any room or outdoor kitchen. The indoor ice maker unit is ready to be fitted with a custom panel and handle or can be ordered with a stainless steel panel and handle.

- All models feature a panel ready design.
- Stainless steel accessory panels and handles to coordinate other Sub-Zero, Wolf, and Cove appliances.
- Model UC-15I(P)O is rated for outdoor use.

### MODEL NUMBER KEY

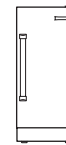
|                        |    |
|------------------------|----|
| Undercounter Ice Maker | UC |
| Ice Maker              | I  |
| Outdoor Model          | O  |
| Drain Pump             | P  |

*Annual energy usage is based on 12 cents per kilowatt hour (kWh).*

## Undercounter Ice Maker Models



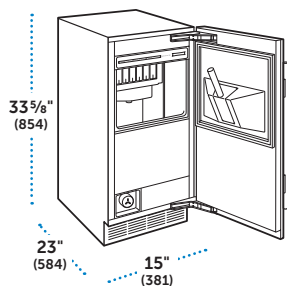
UC-15I(P)



UC-15I(P)O



# Undercounter Ice Maker



## 15" Ice Maker

| MODEL   | MSRP    |
|---------|---------|
| UC-15I  | \$3,630 |
| UC-15IP | \$4,590 |

### SPECIFICATIONS

|                      |  |
|----------------------|--|
| Overall Dimensions   | 15"W (381) x 33 5/8"H (854) x 23"D (584) |
| Ice Storage Capacity | 26 lbs (12 kg)                           |
| Shipping Weight      | 117 lbs (53 kg)                          |

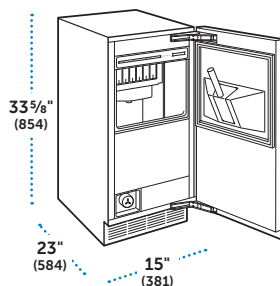
### FEATURES

- Ice scoop
- Drain pump (UC-15IP)
- Water filtration system

## Accessories

| DESCRIPTION                                 | NUMBER  | MSRP  |
|---|---------|-------|
| <b>15" (381) Stainless Steel Door Panel</b> |         |       |
| Tubular Handle                              | 7030430 | \$440 |
| Pro Handle                                  | 7030431 | \$440 |
| <b>18" (457) Stainless Steel Door Panel</b> |         |       |
| Tubular Handle                              | 7030432 | \$450 |
| Pro Handle                                  | 7030433 | \$450 |
| 3" (76) Stainless Steel Filler              | 7012363 | \$95  |
| Stainless Steel Kickplate                   | 7013395 | \$50  |
| Cleaning Solution*                          | 7013400 | \$25  |
| Cleaning Solution (20)*                     | 7015235 | N/A   |
| Sanitizing Solution*                        | 7013401 | \$25  |
| Sanitizing Solution (20)*                   | 7015236 | N/A   |
| Water Filter                                | 7042803 | \$65  |
| Water Filter (20)                           | 7042806 | N/A   |

\*Must be purchased with ice maker.



## 15" Outdoor Ice Maker

| MODEL    | MSRP    |
|----------|---------|
| UC-15IO  | \$3,990 |
| UC-15IPO | \$4,950 |

### SPECIFICATIONS

|                      |  |
|----------------------|--|
| Overall Dimensions   | 15"W (381) x 33 5/8"H (854) x 23"D (584) |
| Ice Storage Capacity | 26 lbs (12 kg)                           |
| Shipping Weight      | 117 lbs (53 kg)                          |

### FEATURES

- Ice scoop
- Drain pump (UC-15IPO)
- Water filtration system

## Accessories

| DESCRIPTION                                 | NUMBER  | MSRP  |
|---|---------|-------|
| <b>15" (381) Stainless Steel Door Panel</b> |         |       |
| Pro Handle                                  | 7030434 | \$440 |
| Stainless Steel Kickplate                   | 7013395 | \$50  |
| Cleaning Solution*                          | 7013400 | \$25  |
| Cleaning Solution (20)*                     | 7015235 | N/A   |
| Sanitizing Solution*                        | 7013401 | \$25  |
| Sanitizing Solution (20)*                   | 7015236 | N/A   |
| Water Filter                                | 7042803 | \$65  |
| Water Filter (20)                           | 7042806 | N/A   |

\*Must be purchased with ice maker.

## Wine Storage

To preserve the integrity of every glass, Sub-Zero Wine Storage units are more than just coolers; they are built with advanced preservation technologies and protective features that guard against the harmful effects of heat, humidity, light, and vibration. Cherrywood-faced shelves, soft lighting, custom cabinetry if desired—Sub-Zero helps make a wine collection an element of beauty in the home.

- Overlay, flush inset, stainless steel, and integrated design options complement Classic Series, Designer Series, Designer Undercounter units for dual installation.
- Full-view glass door on all models.
- Discreet interior lighting with illuminated display shelf.
- Two independent storage zones maintain temperature, humidity, and UV protection.
- Cherrywood-faced shelves display the wine beautifully and accommodate 750 ml bottles, half-bottles, and magnums.

### MODEL NUMBER KEY (UNDERCOUNTER MODELS)

|                              |      |
|------------------------------|------|
| Designer Series Undercounter | DEU  |
| Wine Storage                 | W    |
| High Altitude Glass Door     | A    |
| ADA Height                   | /ADA |
| Right-Hinge                  | /R   |
| Left-Hinge                   | /L   |

### MODEL NUMBER KEY (FULL SIZE MODELS)

|                          |     |
|--------------------------|-----|
| Classic Series           | CL  |
| Designer Series Column   | DEC |
| Designer Series Tall     | DET |
| Wine Storage             | W   |
| High Altitude Glass Door | A   |
| Refrigerator Drawers     | R   |
| Overlay Model            | /O  |
| Stainless Steel Model    | /S  |
| Tubular Handle           | /T  |
| Pro Handle               | /P  |
| Right-Hinge              | /R  |
| Left-Hinge               | /L  |

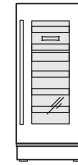
## Wine Storage Models



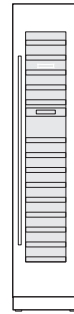
DEU2450W



DEU2450W/ADA



DEU1550W



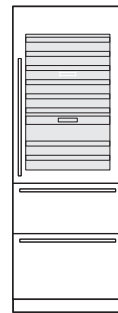
DEC1850W



DEC2450W



DEC3050W



DET3050WR



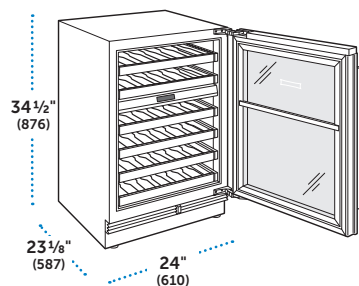
CL3050W

Models are shown in the stainless steel design with tubular handles.

Specify right-hinge (/R) or left-hinge (/L) door when ordering.

Overall dimensions for CL3050W are based on stainless steel models. Overall dimensions for Designer Series full size and undercounter models do not include panels or handles. Dimensions will vary with panel thickness.

A high altitude glass door is available for installations above 5,000' (1524 m) in elevation.



## 24" Undercounter Wine Storage

| MODEL    | MSRP    |
|----------|---------|
| DEU2450W | \$4,245 |

### SPECIFICATIONS

|                       |  |
|-----------------------|--|
| Overall Dimensions    | 24"W (610) x 34 1/2"H (876) x 23 1/8"D (587) |
| Design                | Undercounter                                 |
| Wine Storage Capacity | 42 bottles (750 ml)                          |
| Shipping Weight       | 176 lbs (80 kg)                              |
| Annual Energy Usage   | \$11 (91 kWh)                                |

### FEATURES

- 2 temperature zones
- 6 full-extension wine racks
- Full-view, UV-resistant glass door
- Adjustable LED accent light
- Espresso interior
- Door alarm
- High altitude glass available

## Accessories

### Stainless Steel Door Panels

| DESCRIPTION                | NUMBER  | MSRP  |
|----------------------------|---------|-------|
| Tubular Handle / RH        | 9029034 | \$365 |
| Tubular Handle / RH / Lock | 9029032 | \$405 |
| Tubular Handle / LH        | 9029028 | \$365 |
| Tubular Handle / LH / Lock | 9029026 | \$405 |
| Pro Handle / RH            | 9028545 | \$365 |
| Pro Handle / RH / Lock     | 9028544 | \$405 |
| Pro Handle / LH            | 9028514 | \$365 |
| Pro Handle / LH / Lock     | 9028513 | \$405 |

Door panel kits include solid stainless steel kickplate, minimum installation height of 34" (864).

### Dual Installation

| DESCRIPTION                       | NUMBER  | MSRP  |
|-----------------------------------|---------|-------|
| <b>Dual Installation Kits</b>     |         |       |
| Two DEU Units*                    | 9028869 | \$120 |
| One DEU with One ID Unit**        | 9035534 | \$120 |
| <b>Stainless Steel Kickplates</b> |         |       |
| 48" (1219)                        | 7042655 | \$170 |
| 48" (1219) Tall***                | 7042680 | \$170 |

\*Use when dual installing two undercounter units. Handle to handle installation only.

\*\*Use when dual installing undercounter unit with drawer unit. Handle to drawer installation only.

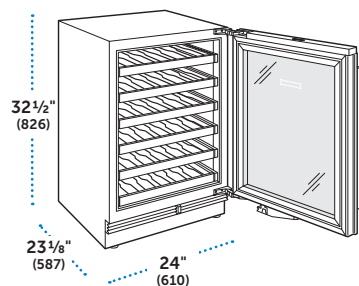
\*\*\*Minimum installation height of 34.5" (876).

### Miscellaneous

| DESCRIPTION                      | NUMBER  | MSRP  |
|----------------------------------|---------|-------|
| <b>Stainless Steel Kickplate</b> |         |       |
| 24" (610) Tall*                  | 7042677 | N/C   |
| Custom Panel Lock Kit            | 7042232 | \$110 |
| Solid Panel-Ready Door RH**      | 7042312 | \$445 |
| Solid Panel-Ready Door LH**      | 7042313 | \$445 |

\*Minimum installation height of 34.5" (876).

\*\*Installation requires authorized service.



## 24" ADA Height Undercounter Wine Storage

| MODEL        | MSRP    |
|--------------|---------|
| DEU2450W/ADA | \$3,355 |

### SPECIFICATIONS

|                       |  |
|-----------------------|--|
| Overall Dimensions    | 24"W (610) x 32 1/2"H (826) x 23 1/8"D (587) |
| Design                | Undercounter                                 |
| Wine Storage Capacity | 42 bottles (750 ml)                          |
| Shipping Weight       | 160 lbs (73 kg)                              |
| Annual Energy Usage   | \$8 (70 kWh)                                 |

### FEATURES

- Single zone wine storage system
- 6 full-extension wine racks
- Full-view, UV-resistant glass door
- Adjustable LED accent light
- Espresso interior
- Door alarm
- High altitude glass available

## Accessories

### Stainless Steel Door Panels

| DESCRIPTION                | NUMBER  | MSRP  |
|----------------------------|---------|-------|
| Tubular Handle / RH        | 9029179 | \$330 |
| Tubular Handle / RH / Lock | 9029181 | \$365 |
| Tubular Handle / LH        | 9029171 | \$330 |
| Tubular Handle / LH / Lock | 9029173 | \$365 |
| Pro Handle / RH            | 9029177 | \$330 |
| Pro Handle / RH / Lock     | 9029175 | \$365 |
| Pro Handle / LH            | 9029169 | \$330 |
| Pro Handle / LH / Lock     | 9029167 | \$365 |

Door panel kits include solid stainless steel kickplate, minimum installation height of 32" (813).

### Dual Installation

| DESCRIPTION                       | NUMBER  | MSRP  |
|-----------------------------------|---------|-------|
| <b>Dual Installation Kits</b>     |         |       |
| Two DEU Units*                    | 9035533 | \$105 |
| <b>Stainless Steel Kickplates</b> |         |       |
| 48" (1219)                        | 7042655 | \$170 |
| 48" (1219) Tall***                | 7042680 | \$170 |

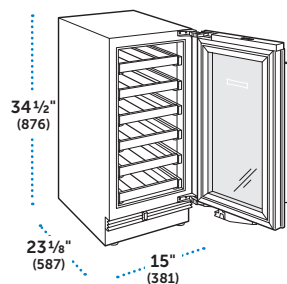
\*Use when dual installing two undercounter units. Handle to handle installation only.

\*\*Minimum installation height of 32.5" (826).

### Miscellaneous

| DESCRIPTION                      | NUMBER  | MSRP  |
|----------------------------------|---------|-------|
| <b>Stainless Steel Kickplate</b> |         |       |
| 24" (610) Tall*                  | 7042677 | N/C   |
| Custom Panel Lock Kit            | 7042232 | \$110 |
| Inventory Tiles (15)             | 7031944 | \$35  |
| Inventory Tiles / Writable (15)  | 7030331 | \$65  |

\*Minimum installation height of 32.5" (826).



## 15" Undercounter Wine Storage

| MODEL    | MSRP    |
|----------|---------|
| DEU1550W | \$3,020 |

### SPECIFICATIONS

|                       |  |
|-----------------------|--|
| Overall Dimensions    | 15"W (381) x 34½"H (876) x 23⅛"D (587) |
| Design                | Undercounter                           |
| Wine Storage Capacity | 24 bottles (750 ml)                    |
| Shipping Weight       | 131 lbs (59 kg)                        |
| Annual Energy Usage   | \$8 (70 kWh)                           |

### FEATURES

- Single zone wine storage system
- 6 full-extension wine racks
- Full-view, UV-resistant glass door
- Adjustable LED accent light
- Espresso interior
- Door alarm
- High altitude glass available

## Accessories

### Stainless Steel Door Panels

| DESCRIPTION                | NUMBER  | MSRP  |
|----------------------------|---------|-------|
| Tubular Handle / RH        | 9029165 | \$300 |
| Tubular Handle / RH / Lock | 9029163 | \$335 |
| Tubular Handle / LH        | 9029157 | \$300 |
| Tubular Handle / LH / Lock | 9029158 | \$335 |
| Pro Handle / RH            | 9029161 | \$300 |
| Pro Handle / RH / Lock     | 9029159 | \$335 |
| Pro Handle / LH            | 9029153 | \$300 |
| Pro Handle / LH / Lock     | 9029151 | \$335 |

Door panel kits include solid stainless steel kickplate, minimum installation height of 34" (864).

### Dual Installation

| DESCRIPTION                   | NUMBER  | MSRP  |
|-------------------------------|---------|-------|
| <b>Dual Installation Kits</b> |         |       |
| Two DEU Units*                | 9028869 | \$120 |
| One DEU with One ID Unit**    | 9035534 | \$120 |

### Stainless Steel Kickplates

|                   |         |       |
|-------------------|---------|-------|
| 30" (762)         | 7042653 | \$95  |
| 30" (762) Tall*** | 7042678 | \$95  |
| 39" (991)         | 7042654 | \$125 |
| 39" (991) Tall*** | 7042679 | \$125 |

\*Use when dual installing two undercounter units. Handle to handle installation only.

\*\*Use when dual installing undercounter unit with drawer unit. Handle to drawer installation only.

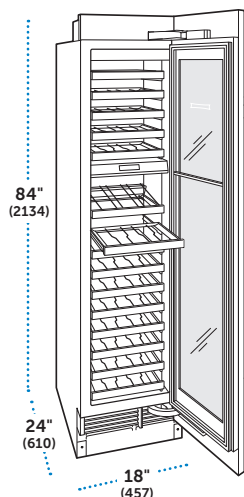
\*\*\*Minimum installation height of 34.5" (876).

### Miscellaneous

| DESCRIPTION                      | NUMBER  | MSRP  |
|----------------------------------|---------|-------|
| <b>Stainless Steel Kickplate</b> |         |       |
| 15" (381) Tall*                  | 7042676 | N/C   |
| Custom Panel Lock Kit            | 7042232 | \$110 |
| Solid Panel-Ready Door RH**      | 7042314 | \$370 |
| Solid Panel-Ready Door LH**      | 7042315 | \$370 |
| Inventory Tiles (15)             | 7031944 | \$35  |
| Inventory Tiles / Writable (15)  | 7030331 | \$65  |

\*Minimum installation height of 34.5" (876).

\*\*Installation requires authorized service.



## 18" Wine Storage

| MODEL    | MSRP    |
|----------|---------|
| DEC1850W | \$7,160 |

### SPECIFICATIONS

|                       |                                       |
|-----------------------|---------------------------------------|
| Overall Dimensions    | 18"W (457) x 84"H (2134) x 24"D (610) |
| Design                | Designer Series                       |
| Wine Storage Capacity | 59 bottles (750 ml)                   |
| Shipping Weight       | 335 lbs (152 kg)                      |
| Annual Energy Usage   | \$27 (221 kWh)                        |

### FEATURES

- 2 temperature zones
- 5 upper and 10 lower compartment shelves
- Full-view, UV-resistant glass door
- Inventory tile system
- High altitude glass available

## Accessories

### Stainless Steel Door Panels

| DESCRIPTION                                      | NUMBER  | MSRP  |
|--|---------|-------|
| <b>84" (2134) Fin Height – 4" (102) Toe Kick</b> |         |       |
| Tubular Handle / RH                              | 7025376 | \$705 |
| Tubular Handle / RH / Lock                       | 7025380 | \$820 |
| Tubular Handle / LH                              | 7025377 | \$705 |
| Tubular Handle / LH / Lock                       | 7025381 | \$820 |
| Pro Handle / RH                                  | 7025328 | \$705 |
| Pro Handle / RH / Lock                           | 7025332 | \$820 |
| Pro Handle / LH                                  | 7025329 | \$705 |
| Pro Handle / LH / Lock                           | 7025333 | \$820 |

### Dual Installation

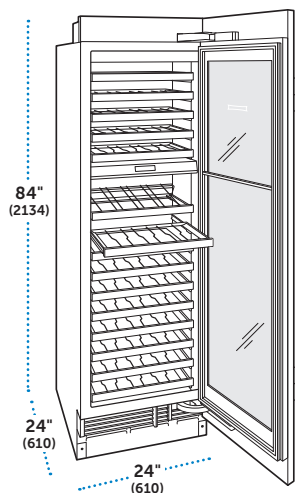
| DESCRIPTION                   | NUMBER  | MSRP  |
|-------------------------------|---------|-------|
| <b>Dual Installation Kits</b> |         |       |
| Handle-to-Handle              | 7023628 | \$270 |
| Handle-to-Hinge               | 7029829 | \$270 |
| Hinge-to-Hinge                | 7029830 | \$270 |
| <b>Kickplates</b>             |         |       |
| 36" (914) Stainless Steel     | 7026837 | \$65  |
| 42" (1067) Stainless Steel    | 7027399 | \$65  |
| 48" (1219) Stainless Steel    | 7026838 | \$65  |
| 54" (1372) Stainless Steel    | 7026839 | \$65  |

### Miscellaneous

| DESCRIPTION                     | NUMBER  | MSRP    |
|---------------------------------|---------|---------|
| <b>Enclosure Panel</b>          |         |         |
| Stainless Steel Side (1)        | 7031340 | \$1,115 |
| Reduced Toe Kick Divider*       | 7029956 | \$50    |
| Solid Panel-Ready Door RH**     | 7031923 | \$540   |
| Solid Panel-Ready Door LH**     | 7031924 | \$540   |
| Lock Kit                        | 7028773 | \$105   |
| Inventory Tiles (15)            | 7031944 | \$35    |
| Inventory Tiles / Writable (15) | 7030331 | \$65    |
| Bulk Storage Drawer             | 7028448 | \$540   |
| Dessert Wine Rack               | 7028451 | \$420   |

\*Required for toe kicks 3 7/8" (98) to 2" (51).

\*\*Installation may require authorized service.



## 24" Wine Storage

| MODEL    | MSRP    |
|----------|---------|
| DEC2450W | \$7,655 |

### SPECIFICATIONS

|                       |                                       |
|-----------------------|---------------------------------------|
| Overall Dimensions    | 24"W (610) x 84"H (2134) x 24"D (610) |
| Design                | Designer Series                       |
| Wine Storage Capacity | 102 bottles (750 ml)                  |
| Shipping Weight       | 410 lbs (186 kg)                      |
| Annual Energy Usage   | \$31 (255 kWh)                        |

### FEATURES

- 2 temperature zones
- 5 upper and 10 lower compartment shelves
- Full-view, UV-resistant glass door
- Inventory tile system
- High altitude glass available

## Accessories

### Stainless Steel Door Panels

| DESCRIPTION                                      | NUMBER  | MSRP  |
|--|---------|-------|
| <b>84" (2134) Fin Height – 4" (102) Toe Kick</b> |         |       |
| Tubular Handle / RH                              | 7025384 | \$835 |
| Tubular Handle / RH / Lock                       | 7025388 | \$945 |
| Tubular Handle / LH                              | 7025385 | \$835 |
| Tubular Handle / LH / Lock                       | 7025389 | \$945 |
| Pro Handle / RH                                  | 7025336 | \$835 |
| Pro Handle / RH / Lock                           | 7025340 | \$945 |
| Pro Handle / LH                                  | 7025337 | \$835 |
| Pro Handle / LH / Lock                           | 7025341 | \$945 |

### Dual Installation

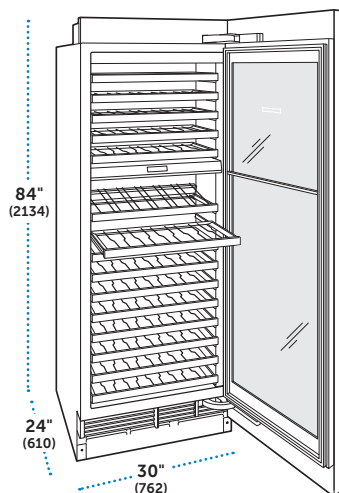
| DESCRIPTION                   | NUMBER  | MSRP  |
|-------------------------------|---------|-------|
| <b>Dual Installation Kits</b> |         |       |
| Handle-to-Handle              | 7023628 | \$270 |
| Handle-to-Hinge               | 7029829 | \$270 |
| Hinge-to-Hinge                | 7029830 | \$270 |
| <b>Kickplates</b>             |         |       |
| 42" (1067) Stainless Steel    | 7027399 | \$65  |
| 48" (1219) Stainless Steel    | 7026838 | \$65  |
| 54" (1372) Stainless Steel    | 7026839 | \$65  |
| 60" (1524) Stainless Steel    | 7026840 | \$75  |

### Miscellaneous

| DESCRIPTION                     | NUMBER  | MSRP    |
|---------------------------------|---------|---------|
| <b>Enclosure Panels</b>         |         |         |
| Stainless Steel Side (1)        | 7031340 | \$1,115 |
| Reduced Toe Kick Divider*       | 7029956 | \$50    |
| Solid Panel-Ready Door RH**     | 7031925 | \$575   |
| Solid Panel-Ready Door LH**     | 7031926 | \$575   |
| Lock Kit                        | 7028773 | \$105   |
| Inventory Tiles (15)            | 7031944 | \$35    |
| Inventory Tiles / Writable (15) | 7030331 | \$65    |
| Bulk Storage Drawer             | 7028449 | \$625   |
| Dessert Wine Rack               | 7028451 | \$420   |

\*Required for toe kicks 3<sup>7</sup>/<sub>8</sub>" (98) to 2" (51).

\*\*Installation may require authorized service.



## 30" Wine Storage

| MODEL    | MSRP    |
|----------|---------|
| DEC3050W | \$8,890 |

### SPECIFICATIONS

|                       |                                       |
|-----------------------|---------------------------------------|
| Overall Dimensions    | 30"W (762) x 84"H (2134) x 24"D (610) |
| Design                | Designer Series                       |
| Wine Storage Capacity | 146 bottles (750 ml)                  |
| Shipping Weight       | 447 lbs (203 kg)                      |
| Annual Energy Usage   | \$35 (288 kWh)                        |

### FEATURES

- 2 temperature zones
- 5 upper and 10 lower compartment shelves
- Full-view, UV-resistant glass door
- Inventory tile system
- High altitude glass available

## Accessories

### Stainless Steel Door Panels

| DESCRIPTION                                      | NUMBER  | MSRP    |
|--|---------|---------|
| <b>84" (2134) Fin Height – 4" (102) Toe Kick</b> |         |         |
| Tubular Handle / RH                              | 7025392 | \$950   |
| Tubular Handle / RH / Lock                       | 7025396 | \$1,065 |
| Tubular Handle / LH                              | 7025393 | \$950   |
| Tubular Handle / LH / Lock                       | 7025397 | \$1,065 |
| Pro Handle / RH                                  | 7025344 | \$950   |
| Pro Handle / RH / Lock                           | 7025348 | \$1,065 |
| Pro Handle / LH                                  | 7025345 | \$950   |
| Pro Handle / LH / Lock                           | 7025349 | \$1,065 |

### Dual Installation

| DESCRIPTION                   | NUMBER  | MSRP  |
|-------------------------------|---------|-------|
| <b>Dual Installation Kits</b> |         |       |
| Handle-to-Handle              | 7023628 | \$270 |
| Handle-to-Hinge               | 7029829 | \$270 |
| Hinge-to-Hinge                | 7029830 | \$270 |
| <b>Kickplates</b>             |         |       |
| 48" (1219) Stainless Steel    | 7026838 | \$65  |
| 54" (1372) Stainless Steel    | 7026839 | \$65  |
| 60" (1524) Stainless Steel    | 7026840 | \$75  |
| 66" (1676) Stainless Steel    | 7026841 | \$85  |

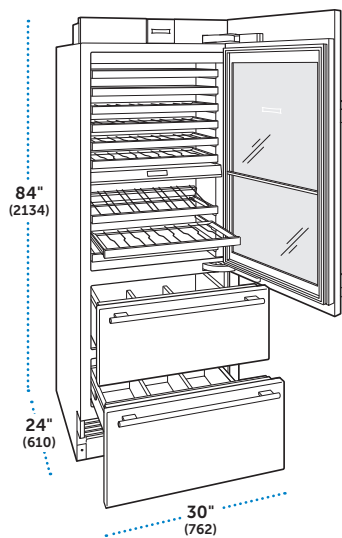
### Miscellaneous

| DESCRIPTION                     | NUMBER  | MSRP    |
|---------------------------------|---------|---------|
| <b>Enclosure Panels</b>         |         |         |
| Stainless Steel Side (1)        | 7031340 | \$1,115 |
| Reduced Toe Kick Divider*       | 7029956 | \$50    |
| Solid Panel-Ready Door RH**     | 7031927 | \$610   |
| Solid Panel-Ready Door LH**     | 7031928 | \$610   |
| Lock Kit                        | 7028773 | \$105   |
| Inventory Tiles (15)            | 7031944 | \$35    |
| Inventory Tiles / Writable (15) | 7030331 | \$65    |
| Bulk Storage Drawer             | 7028450 | \$775   |
| Dessert Wine Rack               | 7028451 | \$420   |

\*Required for toe kicks 3 $\frac{7}{8}$ " (98) to 2" (51).

\*\*Installation may require authorized service.





## 30" Wine Storage with Refrigerator Drawers

| MODEL     | MSRP     |
|-----------|----------|
| DET3050WR | \$10,365 |

### SPECIFICATIONS

|                       |                                       |
|-----------------------|---------------------------------------|
| Overall Dimensions    | 30"W (762) x 84"H (2134) x 24"D (610) |
| Design                | Designer Series                       |
| Wine Storage Capacity | 86 bottles (750 ml)                   |
| Refrigerator Capacity | 5.2 cu ft (148 L)                     |
| Shipping Weight       | 490 lbs (222 kg)                      |
| Annual Energy Usage   | \$27 (228 kWh)                        |

### FEATURES

- 3 temperature zones
- 6 upper and 3 lower compartment shelves
- Display shelf
- Full-view, UV-resistant glass door
- High altitude glass available
- 2 refrigerator drawers with dividers

## Accessories

### Stainless Steel Drawer Panels (2-panel set)

| DESCRIPTION       | NUMBER  | MSRP  |
|-------------------|---------|-------|
| 4" (102) Toe Kick |         |       |
| Tubular Handle    | 7023702 | \$625 |
| Pro Handle        | 7025308 | \$625 |

### Stainless Steel Door Panels

| DESCRIPTION                | NUMBER  | MSRP  |
|----------------------------|---------|-------|
| 84" (2134) Finished Height |         |       |
| Tubular Handle / RH        | 7025400 | \$835 |
| Tubular Handle / RH / Lock | 7025402 | \$945 |
| Tubular Handle / LH        | 7025401 | \$835 |
| Tubular Handle / LH / Lock | 7025403 | \$945 |
| Pro Handle / RH            | 7025352 | \$835 |
| Pro Handle / RH / Lock     | 7025354 | \$945 |
| Pro Handle / LH            | 7025353 | \$835 |
| Pro Handle / LH / Lock     | 7025355 | \$945 |

### Dual Installation

| DESCRIPTION            | NUMBER  | MSRP  |
|------------------------|---------|-------|
| Dual Installation Kits |         |       |
| Handle-to-Handle       | 7023628 | \$270 |
| Handle-to-Hinge        | 7029829 | \$270 |
| Hinge-to-Hinge         | 7029830 | \$270 |

### Kickplates

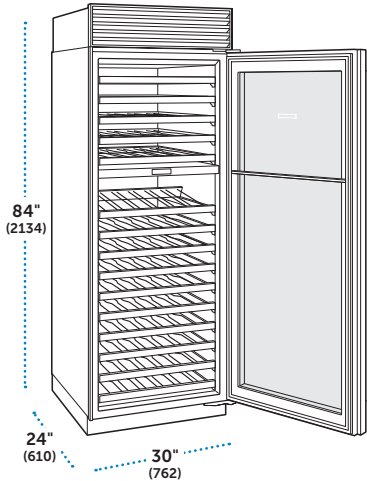
|                            |         |      |
|----------------------------|---------|------|
| 48" (1219) Stainless Steel | 7026838 | \$65 |
| 54" (1372) Stainless Steel | 7026839 | \$65 |
| 60" (1524) Stainless Steel | 7026840 | \$75 |
| 66" (1676) Stainless Steel | 7026841 | \$85 |

### Miscellaneous

| DESCRIPTION                     | NUMBER  | MSRP    |
|---------------------------------|---------|---------|
| Enclosure Panel                 |         |         |
| Stainless Steel Side (1)        | 7031340 | \$1,115 |
| Mounting Kit                    |         |         |
| Drawer Panel Support            | 7028082 | \$20    |
| Reduced Toe Kick Divider*       | 7029956 | \$50    |
| Solid Panel-Ready Door RH**     | 7031929 | \$530   |
| Solid Panel-Ready Door LH**     | 7031930 | \$530   |
| Lock Kit                        | 7028773 | \$105   |
| Inventory Tiles (15)            | 7031944 | \$35    |
| Inventory Tiles / Writable (15) | 7030331 | \$65    |
| Bulk Storage Drawer             | 7028450 | \$775   |
| Dessert Wine Rack               | 7028451 | \$420   |

\*Required for toe kicks 3 7/8" (98) to 2" (51).

\*\*Installation may require authorized service.



## 30" Wine Storage

| MODEL       | MSRP     |
|-------------|----------|
| CL3050W/O*  | \$9,240  |
| CL3050W/S/T | \$10,435 |
| CL3050W/S/P | \$10,435 |

\*Flush inset design option is achieved by specifying an overlay model. Overlay models include a grille frame that accepts a classic louvered, solid stainless, pro louvered or custom panel insert.

### SPECIFICATIONS

|                       |                                       |
|-----------------------|---------------------------------------|
| Overall Dimensions    | 30"W (762) x 84"H (2134) x 24"D (610) |
| Design                | Classic Series                        |
| Wine Storage Capacity | 146 bottles (750 ml)                  |
| Shipping Weight       | 475 lbs (215 kg)                      |
| Annual Energy Usage   | \$36 (300 kWh)                        |

### FEATURES

- 2 temperature zones
- 5 upper and 9 lower compartment shelves
- Display shelf
- Full-view, UV-resistant glass door
- High altitude glass available in stainless finish

No solid door option available for this model.

## Accessories

### Grilles

| FINISHED HEIGHT               | NUMBER  | MSRP  |
|-------------------------------|---------|-------|
| <b>Overlay or Flush Inset</b> |         |       |
| 84" (2134) Grille Frame       | 9044751 | \$270 |
| <b>Stainless Steel</b>        |         |       |
| 84" (2134) Pro Louvered       | 9044755 | \$485 |

## Accessories

### Dual Installation Kit

| DESCRIPTION           | NUMBER  | MSRP  |
|-----------------------|---------|-------|
| <b>All Designs</b>    |         |       |
| Dual Installation Kit | 9033707 | \$420 |

For handle-to-handle installations only. Kit includes center trim strip, heater and mounting hardware.

### Dual Installation Kit with Dual Wide Grille

| DESCRIPTION                   | NUMBER  | MSRP    |
|-------------------------------|---------|---------|
| <b>Overlay or Flush Inset</b> |         |         |
| 60" (1524) Grille Frame       | 9044353 | \$1,015 |
| 66" (1676) Grille Frame       | 9038707 | \$1,040 |
| <b>Stainless Steel</b>        |         |         |
| 60" (1524) Pro Louvered       | 9044352 | \$1,345 |
| 66" (1676) Pro Louvered       | 9038709 | \$1,370 |

For handle-to-handle installations only. Kit includes dual wide kickplate and dual wide grille for 84" (2134) finished height, center trim strip, heater and mounting hardware.

### Single Flush Inset – Stainless Steel

| DESCRIPTION             | NUMBER  | MSRP    |
|-------------------------|---------|---------|
| <b>Grilles</b>          |         |         |
| 84" (2134) Solid SS     | 9038231 | \$240   |
| 84" (2134) Pro Louvered | 9045093 | \$370   |
| <b>Door Panels</b>      |         |         |
| Pro Handle              | 9038447 | \$1,010 |
| Tubular Handle          | 9038448 | \$1,010 |

### Miscellaneous

| DESCRIPTION                     | NUMBER  | MSRP  |
|---------------------------------|---------|-------|
| <b>Mounting Kits</b>            |         |       |
| Custom Side Panel               | 7003407 | \$130 |
| <b>Side Panels</b>              |         |       |
| Stainless Steel (1)             | 9044759 | \$870 |
| <b>Kickplates</b>               |         |       |
| Stainless Steel RH              | 9038627 | \$50  |
| Stainless Steel LH              | 9038628 | \$50  |
| Lock Kit                        | 9040598 | \$245 |
| 90° Door Stop                   | 7005865 | N/C   |
| Inventory Tiles (15)            | 7031944 | \$35  |
| Inventory Tiles / Writable (15) | 7030331 | \$65  |
| Bulk Storage Drawer             | 9038248 | \$890 |
| Dessert Wine Rack               | 7040428 | \$360 |

## Stainless Steel Handles

### Classic Series

| MODEL   | LENGTH                                    | NUMBER  | MSRP  |
|---|---|---------|-------|
| <b>Tubular Handle (Square Standoffs) 1" (25) Diameter</b> |   |         |       |
| Full Door   | 60 <sup>3</sup> / <sub>4</sub> " (1543)   | 9042354 | \$210 |
| Over-and-Under Door                                       | 40 <sup>1</sup> / <sub>8</sub> " (1019)   | 9042356 | \$185 |
| 30" Drawer  | 25" (635)                                 | 9042359 | \$185 |
| 36" Drawer  | 31" (787)                                 | 9042361 | \$185 |
| 42" Drawer  | 37" (940)                                 | 9042362 | \$185 |
| 48" Drawer  | 43" (1092)                                | 9042364 | \$185 |
| <b>Pro Handle</b>   |   |         |       |
| Full Door   | 56 <sup>11</sup> / <sub>16</sub> " (1440) | 9042353 | \$210 |
| Over-and-Under Door                                       | 36 <sup>1</sup> / <sub>16</sub> " (916)   | 9042355 | \$185 |
| 30" Drawer  | 24" (610)                                 | 9042357 | \$185 |
| 36" Drawer  | 30" (762)                                 | 9042360 | \$185 |
| 42" Drawer  | 36 <sup>1</sup> / <sub>16</sub> " (916)   | 9042355 | \$185 |
| 48" Drawer  | 42" (1067)                                | 9042363 | \$185 |

### PRO Series

| MODEL                       | LENGTH                                   | NUMBER | MSRP |
|-----------------------------|--|--------|------|
| <b>Pro Handle</b>           |  |        |      |
| PRO4850, PRO3650 Door       | 27 <sup>11</sup> / <sub>16</sub> " (703) | N/A    | N/A  |
| PRO4850 Refrigerator Drawer | 19 <sup>15</sup> / <sub>16</sub> " (506) | N/A    | N/A  |
| PRO4850 Freezer Drawer      | 11 <sup>9</sup> / <sub>16</sub> " (294)  | N/A    | N/A  |
| PRO3650 Drawer              | 26 <sup>5</sup> / <sub>16</sub> " (668)  | N/A    | N/A  |

## Wine Storage

| MODEL   | LENGTH                                    | NUMBER  | MSRP  |
|---|---|---------|-------|
| <b>Tubular Handle (Square Standoffs) 1" (25) Diameter</b>   |   |         |       |
| CL3050W Door  | 60 <sup>3</sup> / <sub>4</sub> " (1543)   | 9042354 | \$210 |
| <b>Tubular Handle (Square Standoffs) 3/4" (19) Diameter</b> |   |         |       |
| DEC1850W, DEC2450W, DEC3050W Door                           | 50 <sup>1</sup> / <sub>8</sub> " (1273)   | 7025227 | \$210 |
| DET3050WR Door  | 33 <sup>1</sup> / <sub>4</sub> " (845)    | 7025228 | \$185 |
| DET3050WR Drawer  | 27 <sup>1</sup> / <sub>4</sub> " (692)    | 7025229 | \$185 |
| DEU1550W Door   | 22 <sup>1</sup> / <sub>2</sub> " (572)    | 9036005 | \$180 |
| DEU2450W Door   | 22 <sup>1</sup> / <sub>2</sub> " (572)    | 9036005 | \$180 |
| DEU2450W/ADA Door   | 20 <sup>1</sup> / <sub>2</sub> " (521)    | 9036006 | \$160 |
| <b>Pro Handle</b>   |   |         |       |
| CL3050W Door  | 56 <sup>11</sup> / <sub>16</sub> " (1440) | 9042353 | \$210 |
| DEC1850W, DEC2450W, DEC3050W Door                           | 48 <sup>3</sup> / <sub>8</sub> " (1229)   | 7026115 | \$210 |
| DET3050WR Door  | 31 <sup>1</sup> / <sub>2</sub> " (800)    | 7026116 | \$185 |
| DET3050WR Drawer  | 25 <sup>1</sup> / <sub>2</sub> " (648)    | 7026117 | \$185 |
| DEU1550W Door   | 22 <sup>1</sup> / <sub>2</sub> " (572)    | 9036003 | \$180 |
| DEU2450W Door   | 22 <sup>1</sup> / <sub>2</sub> " (572)    | 9036003 | \$180 |
| DEU2450W/ADA Door   | 20 <sup>1</sup> / <sub>2</sub> " (521)    | 9036004 | \$160 |

### Stainless Steel Handles

#### Designer Series

| MODEL   | LENGTH         | NUMBER  | MSRP  |
|---|----------------|---------|-------|
| <b>Tubular Handle (Square Standoffs) 3/4" (19) Diameter</b> |                |         |       |
| Column Door   | 50 1/8" (1273) | 7025227 | \$210 |
| Tall Door   | 33 1/4" (845)  | 7025228 | \$185 |
| 36" Drawer  | 33 1/4" (845)  | 7025228 | \$185 |
| 30" Drawer  | 27 1/4" (692)  | 7025229 | \$185 |
| <b>Pro Handle</b>   |                |         |       |
| Column Door   | 48 3/8" (1229) | 7026115 | \$210 |
| Tall Door   | 31 1/2" (800)  | 7026116 | \$185 |
| 36" Drawer  | 31 1/2" (800)  | 7026116 | \$185 |
| 30" Drawer  | 25 1/2" (648)  | 7026117 | \$185 |

#### Designer Series Undercounter

| MODEL   | LENGTH        | NUMBER  | MSRP  |
|---|---------------|---------|-------|
| <b>Tubular Handle (Square Standoffs) 3/4" (19) Diameter</b> |               |         |       |
| DEU1550 Door  | 22 1/2" (572) | 9036005 | \$180 |
| DEU2450 Standard-Height Door                                | 22 1/2" (572) | 9036005 | \$180 |
| DEU2450 ADA-Height Door                                     | 20 1/2" (521) | 9036006 | \$160 |
| 24" Drawer  | 21 1/4" (540) | 7025231 | \$185 |
| 27" Drawer  | 24 1/4" (616) | 7025230 | \$185 |
| 30" Drawer  | 27 1/4" (692) | 7025229 | \$185 |
| 36" Drawer  | 33 1/4" (845) | 7025228 | \$185 |
| <b>Pro Handle</b>   |               |         |       |
| DEU1550 Door  | 22 1/2" (572) | 9036003 | \$180 |
| DEU2450 Standard-Height Door                                | 22 1/2" (572) | 9036003 | \$180 |
| DEU2450 ADA-Height Door                                     | 20 1/2" (521) | 9036004 | \$160 |
| 24" Drawer  | 19 1/2" (495) | 7026119 | \$185 |
| 27" Drawer  | 22 1/2" (572) | 9036003 | \$180 |
| 30" Drawer  | 25 1/2" (648) | 7026117 | \$185 |
| 36" Drawer  | 31 1/2" (800) | 7026116 | \$185 |

#### Undercounter Ice Maker

| MODEL   | LENGTH         | NUMBER  | MSRP  |
|---|----------------|---------|-------|
| <b>Tubular Handle (Square Standoffs) 3/4" (19) Diameter</b> |                |         |       |
| Door  | 24 3/16" (614) | 7029193 | \$185 |
| <b>Pro Handle</b>   |                |         |       |
| Door  | 21" (533)      | 7006853 | \$185 |

This page intentionally left blank

This page intentionally left blank

This page intentionally left blank

## Sub-Zero Residential Limited Warranty

### FOR RESIDENTIAL USE

#### FULL TWO YEAR WARRANTY\*

For two years from the date of original installation, this Sub-Zero product warranty covers all parts and labor to repair or replace, under normal residential use, any part of the product that proves to be defective in materials or workmanship. All service provided by Sub-Zero under the above warranty must be performed by Sub-Zero Factory Certified Service, unless otherwise specified by Sub-Zero, Inc. Service will be provided during normal business hours.

#### FULL FIVE YEAR SEALED SYSTEM WARRANTY

For five years from the date of original installation, this Sub-Zero product warranty covers all parts and labor to repair or replace, under normal residential use, these parts that prove to be defective in materials or workmanship: compressor, condenser, evaporator, drier and all connecting tubing. All service provided by Sub-Zero under the above warranty must be performed by Sub-Zero Factory Certified Service, unless otherwise specified by Sub-Zero, Inc. Service will be provided during normal business hours.

#### LIMITED TWELVE YEAR SEALED SYSTEM WARRANTY

For twelve years from the date of original installation, Sub-Zero will repair or replace the following parts that prove to be defective in materials or workmanship: compressor, condenser, evaporator, drier and all connecting tubing. If the owner uses Sub-Zero Factory Certified Service, the service provider will repair or replace these parts with the owner paying for all other costs, including labor. If the owner uses non-certified service, the owner must contact Sub-Zero, Inc. (using the information below) to receive repaired or replacement parts. Sub-Zero will not reimburse the owner for parts purchased from non-certified service or other sources.

#### TERMS APPLICABLE TO EACH WARRANTY

The warranty applies only to products installed for normal residential use. The warranty applies only to products installed in any one of the fifty states of the United States, the District of Columbia or the ten provinces of Canada. This warranty does not cover any parts or labor to correct any defect caused by negligence, accident or improper use, maintenance, installation, service or repair.

THE REMEDIES DESCRIBED ABOVE FOR EACH WARRANTY ARE THE ONLY ONES THAT SUB-ZERO, INC. WILL PROVIDE, EITHER UNDER THIS WARRANTY OR UNDER ANY WARRANTY ARISING BY OPERATION OF LAW. SUB-ZERO, INC. WILL NOT BE RESPONSIBLE FOR ANY CONSEQUENTIAL OR INCIDENTAL DAMAGES ARISING FROM THE BREACH OF THIS WARRANTY OR ANY OTHER WARRANTY, WHETHER EXPRESS, IMPLIED OR STATUTORY.

Some states do not allow the exclusion or limitation of incidental or consequential damages, so the above limitation or exclusion may not apply to you. This warranty gives you specific legal rights and you may also have other legal rights that vary from state to state.

To receive parts and/or service and the name of Sub-Zero Factory Certified Service nearest you, contact Sub-Zero, Inc., P.O. Box 44848, Madison, WI 53744; check the Product Support section of our website, [subzero.com](http://subzero.com), email us at [customerservice@subzero.com](mailto:customerservice@subzero.com), or call 800-222-7820.

\*Stainless steel (doors, panels, handles, product frames and interior surfaces) are covered by a limited 60-day parts and labor warranty for cosmetic defects.

\*Replacement water filters and air purification cartridges are not covered by the product warranty.





## Sub-Zero Outdoor Limited Warranty\*

### FOR RESIDENTIAL USE

#### FULL ONE YEAR WARRANTY\*\*

For one year from the date of original installation, this Sub-Zero product warranty covers all parts and labor to repair or replace, under normal residential use, any part of the product that proves to be defective in materials or workmanship. All service provided by Sub-Zero under the above warranty must be performed by Sub-Zero Factory Certified Service, unless otherwise specified by Sub-Zero, Inc. Service will be provided during normal business hours.

#### FULL FIVE YEAR SEALED SYSTEM WARRANTY

For five years from the date of original installation, this Sub-Zero product warranty covers all parts and labor to repair or replace, under normal residential use, these parts that prove to be defective in materials or workmanship: compressor, condenser, evaporator, drier and all connecting tubing. All service provided by Sub-Zero under the above warranty must be performed by Sub-Zero Factory Certified Service, unless otherwise specified by Sub-Zero, Inc. Service will be provided during normal business hours.

#### TERMS APPLICABLE TO EACH WARRANTY

The warranty applies only to products installed for normal residential use. The warranty applies only to products installed in any one of the fifty states of the United States, the District of Columbia or the ten provinces of Canada. This warranty does not cover any parts or labor to correct any defect caused by negligence, accident or improper use, maintenance, installation, service or repair.

THE REMEDIES DESCRIBED ABOVE FOR EACH WARRANTY ARE THE ONLY ONES THAT SUB-ZERO, INC. WILL PROVIDE, EITHER UNDER THIS WARRANTY OR UNDER ANY WARRANTY ARISING BY OPERATION OF LAW. SUB-ZERO, INC. WILL NOT BE RESPONSIBLE FOR ANY CONSEQUENTIAL OR INCIDENTAL DAMAGES ARISING FROM THE BREACH OF THIS WARRANTY OR ANY OTHER WARRANTY, WHETHER EXPRESS, IMPLIED OR STATUTORY.

Some states do not allow the exclusion or limitation of incidental or consequential damages, so the above limitation or exclusion may not apply to you. This warranty gives you specific legal rights and you may also have other legal rights that vary from state to state.

To receive parts and/or service and the name of Sub-Zero Factory Certified Service nearest you, contact Sub-Zero, Inc., P.O. Box 44848, Madison, WI 53744; check the Product Support section of our website, [subzero.com](http://subzero.com), email us at [customerservice@subzero.com](mailto:customerservice@subzero.com), or call 800-222-7820.

\*Product must be approved for outdoor use, designated by model and serial number.

\*\*Stainless steel (doors, panels, handles, product frames and interior surfaces) are covered by a limited 60-day parts and labor warranty for cosmetic defects.

\*\*Replacement water filters are not covered by the product warranty.



### Sub-Zero Display Products Limited Warranty\*

#### FOR RESIDENTIAL USE

##### FULL ONE YEAR WARRANTY\*\*

For one year from the date of original installation, this Sub-Zero product warranty covers all parts and labor to repair or replace, under normal residential use, any part of the product that proves to be defective in materials or workmanship. All service provided by Sub-Zero under the above warranty must be performed by Sub-Zero Factory Certified Service, unless otherwise specified by Sub-Zero, Inc. Service will be provided during normal business hours.

##### LIMITED FIVE YEAR SEALED SYSTEM WARRANTY

For five years from the date of original installation, Sub-Zero will repair or replace the following parts that prove to be defective in materials or workmanship: compressor, condenser, evaporator, drier and all connecting tubing. If the owner uses Sub-Zero Factory Certified Service, the service provider will repair or replace these parts with the owner paying for all other costs, including labor. If the owner uses non-certified service, the owner must contact Sub-Zero, Inc. (using the information below) to receive repaired or replacement parts. Sub-Zero will not reimburse the owner for parts purchased from non-certified service or other sources.

##### TERMS APPLICABLE TO EACH WARRANTY

The warranty applies only to products installed for normal residential use. The warranty applies only to products installed in any one of the fifty states of the United States, the District of Columbia or the ten provinces of Canada. This warranty does not cover any parts or labor to correct any defect caused by negligence, accident or improper use, maintenance, installation, service or repair.

THE REMEDIES DESCRIBED ABOVE FOR EACH WARRANTY ARE THE ONLY ONES THAT SUB-ZERO, INC. WILL PROVIDE, EITHER UNDER THIS WARRANTY OR UNDER ANY WARRANTY ARISING BY OPERATION OF LAW. SUB-ZERO, INC. WILL NOT BE RESPONSIBLE FOR ANY CONSEQUENTIAL OR INCIDENTAL DAMAGES ARISING FROM THE BREACH OF THIS WARRANTY OR ANY OTHER WARRANTY, WHETHER EXPRESS, IMPLIED OR STATUTORY.

Some states do not allow the exclusion or limitation of incidental or consequential damages, so the above limitation or exclusion may not apply to you. This warranty gives you specific legal rights and you may also have other legal rights that vary from state to state.

To receive parts and/or service and the name of Sub-Zero Factory Certified Service nearest you, contact Sub-Zero, Inc., P.O. Box 44848, Madison, WI 53744; check the Product Support section of our website, [subzero.com](http://subzero.com), email us at [customerservice@subzero.com](mailto:customerservice@subzero.com), or call 800-222-7820.

\*Display products sold more than three years from date of manufacture.

\*\*Stainless steel (doors, panels, handles, product frames and interior surfaces) are covered by a limited 60-day parts and labor warranty for cosmetic defects.

\*\*Replacement water filters and air purification cartridges are not covered by the product warranty.



### Sub-Zero Non-Residential Limited Warranty

#### FOR NON-RESIDENTIAL USE

##### FULL ONE YEAR WARRANTY\*

For one year from the date of original installation, this Sub-Zero product warranty covers all parts and labor to repair or replace, under normal use, any part of the product that proves to be defective in materials or workmanship. All service provided by Sub-Zero under the above warranty must be performed by Sub-Zero Factory Certified Service, unless otherwise specified by Sub-Zero, Inc. Service will be provided during normal business hours.

##### LIMITED FIVE YEAR SEALED SYSTEM WARRANTY

For five years from the date of original installation, Sub-Zero will repair or replace the following parts that prove to be defective in materials or workmanship: compressor, condenser, evaporator, drier and all connecting tubing. If the owner uses Sub-Zero Factory Certified Service, the service provider will repair or replace these parts with the owner paying for all other costs, including labor. If the owner uses non-certified service, the owner must contact Sub-Zero, Inc. (using the information below) to receive repaired or replacement parts. Sub-Zero will not reimburse the owner for parts purchased from non-certified service or other sources.

##### TERMS APPLICABLE TO EACH WARRANTY

The warranty applies only to products installed for normal use. The warranty applies only to products installed in any one of the fifty states of the United States, the District of Columbia or the ten provinces of Canada. This warranty does not cover any parts or labor to correct any defect caused by negligence, accident or improper use, maintenance, installation, service or repair.

THE REMEDIES DESCRIBED ABOVE FOR EACH WARRANTY ARE THE ONLY ONES THAT SUB-ZERO, INC. WILL PROVIDE, EITHER UNDER THIS WARRANTY OR UNDER ANY WARRANTY ARISING BY OPERATION OF LAW. SUB-ZERO, INC. WILL NOT BE RESPONSIBLE FOR ANY CONSEQUENTIAL OR INCIDENTAL DAMAGES ARISING FROM THE BREACH OF THIS WARRANTY OR ANY OTHER WARRANTY, WHETHER EXPRESS, IMPLIED OR STATUTORY.

Some states do not allow the exclusion or limitation of incidental or consequential damages, so the above limitation or exclusion may not apply to you. This warranty gives you specific legal rights and you may also have other legal rights that vary from state to state.

To receive parts and/or service and the name of Sub-Zero Factory Certified Service nearest you, contact Sub-Zero, Inc., P.O. Box 44848, Madison, WI 53744; check the Product Support section of our website, [subzero.com](http://subzero.com), email us at [customerservice@subzero.com](mailto:customerservice@subzero.com), or call 800-222-7820.

\*Stainless steel (doors, panels, handles, product frames and interior surfaces) are covered by a limited 60-day parts and labor warranty for cosmetic defects.

\*Replacement water filters and air purification cartridges are not covered by the product warranty.



20

22



SUB-ZERO, INC. • P.O. BOX 44130 MADISON, WI 53744 • SUBZERO.COM • 800-222-7820

8/2022