

# 2022

*UNITED STATES*  
**SUPPLEMENTAL DISTRIBUTOR PRICE LIST**

---

**PRICES EFFECTIVE**  
**03/09/2022**



Classic Series Refrigeration. . . . . 2

Designer Series Refrigeration. . . . . 36

Designer Series Undercounter Refrigeration. . . . . 49

Wine Storage. . . . . 54


Accessory Handles. . . . . 62

Sub-Zero Warranties. . . . . 64

Model numbers, specifications, and prices are subject to change at any time without notice. Visit [subzero.com/specs](http://subzero.com/specs), for the most up-to-date information.

**IMPORTANT NOTE:** Throughout this price list, dimensions in parentheses are in millimeters unless otherwise specified.

**NOTE ALSO:** Use of Manufacturer’s Suggested Retail Price (“MSRP”) is subject to the requirements of Section 1.6 of the Sub-Zero Distributor Agreement, as amended.

 Indicates Wi-Fi enabled.

 Indicates Star-K certified.

*The information and images in this guide are the copyright property of Sub-Zero, Inc. Neither this guide nor any information or images contained herein may be copied or used in whole or in part without the express written permission of Sub-Zero, Inc. ©Sub-Zero, Inc. all rights reserved.*

*Sub-Zero, Sub-Zero & Design, Sub-Zero & Snowflake Design, Dual Refrigeration, The Living Kitchen, Great American Kitchens The Fine Art of Kitchen Design, Wolf, Wolf & Design, Wolf Gourmet, W & Design, red colored knobs, Cove, and Cove & Design, are registered trademarks and service marks of Sub-Zero Group, Inc. and its subsidiaries.*

*All other trademarks are property of their respective owners in the United States and other countries.*

Classic Series Refrigeration

In the 1950s, Sub-Zero pioneered the concept of built-in refrigeration. Today, our Classic Series represents the iconic look that comes to mind when one hears “Sub-Zero” with a visible grille and powerful hinges that stand the test of time.

- Split Climate™ intelligent cooling system consistently optimizes refrigerator temperature within 1 degree of set point.
- ClearSight™ LED lighting scheme fully illuminates the interior and reduces shadows.
- Advanced water filtration and air purification systems.
- Available in a stainless steel or custom panel look that can be installed flush inset or proud of surrounding cabinetry.
- Handle options coordinate with Wolf cooking and Cove dishwashing products.
- Energy efficient; many models are ENERGY STAR® qualified.
- Flip-up grille provides easy access for routine maintenance.
- One 90° door stop included.
- All models are Star-K certified.

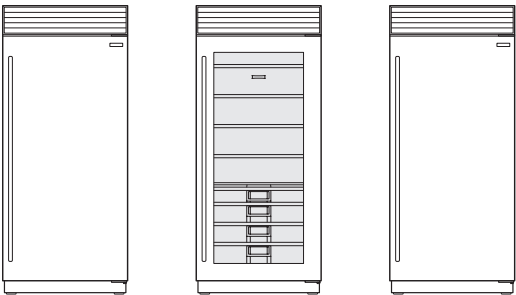
MODEL NUMBER KEY

Classic Series Refrigeration	CL
All Refrigerator	R
All Freezer	F
Over-and-Under	U
French Door	FD
Side-by-Side	S
Glass Door	G
High Altitude Glass Door	A
Ice and Water Dispenser	D
Internal Dispenser	ID
Overlay Model	/O
Stainless Steel Model	/S
Tubular Handle	/T
Pro Handle	/P
Right-Hinge	/R
Left-Hinge	/L



# Classic Series Refrigeration

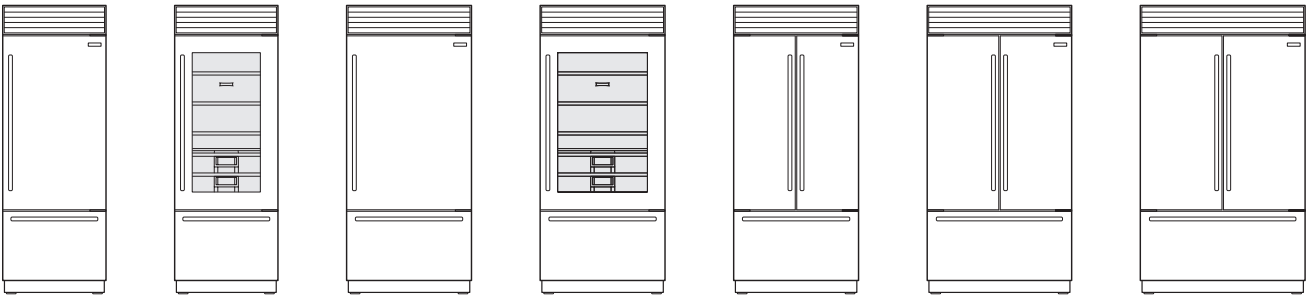
## All Refrigerator / All Freezer Models



CL3650R(ID)      CL3650RG      CL3650F

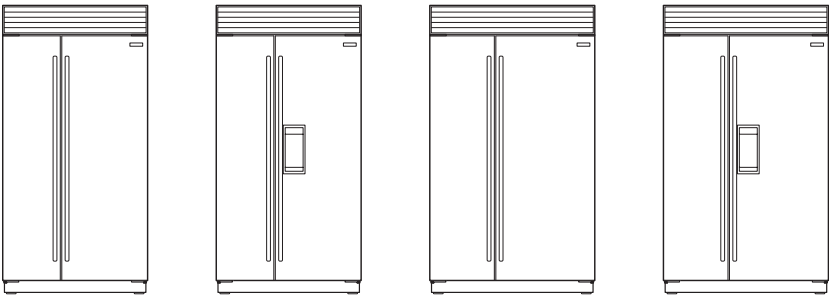
Models are shown with stainless steel panels and tubular handles.  
Specify right-hinge (/R) or left-hinge (/L) door when ordering.  
Overall dimensions are based on stainless steel models.  
Annual energy usage is based on 12 cents per kilowatt hour.  
A high altitude glass door is available for installations above 5,000' (1524 m) in elevation. When ordering, replace (G) with (A) for the correct model number.

## Over-and-Under Models



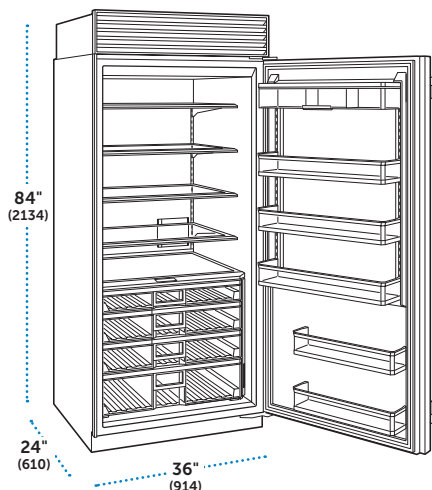
CL3050U(ID)      CL3050UG      CL3650U(ID)      CL3650UG      CL3650UFD(ID)      CL4250UFD(ID)      CL4850UFD(ID)

## Side-by-Side Models



CL4250S(ID)      CL4250SD      CL4850S(ID)      CL4850SD

# Classic Series Refrigeration



## 36" All Refrigerator

MODEL	MSRP
CL3650R/O*†	\$8,260
CL3650R/S/T	\$9,880
CL3650R/S/P	\$9,880

\*Flush inset and framed design options are achieved by specifying an overlay model. Overlay models include a grille frame that accepts a classic louvered, solid stainless, pro louvered or custom panel insert.

†This model is not ENERGY STAR® certified.

### SPECIFICATIONS

Overall Dimensions	36"W (914) x 84"H (2134) x 24"D (610)
Refrigerator Capacity	22.8 cu ft (646 L)
Shipping Weight	512 lbs (232 kg)
Annual Energy Usage	
CL3650R/O	\$49 (411 kWh)
CL3650R/S/T, CL3650R/S/P	\$44 (370 kWh)

### FEATURES

- Split Climate™ intelligent cooling system
- ClearSight™ LED lighting with Night Mode
- Stainless accents
- 4 adjustable glass shelves
- 4 crisper drawers with removable dividers
- 3 adjustable and 2 stationary door shelves
- Flip-up dairy compartment
- Air purification system

## Accessories

### Grilles

FINISHED HEIGHT	NUMBER	MSRP
<b>Overlay or Flush Inset</b>		
84" (2134) Grille Frame	9044752	\$285
<b>Stainless Steel</b>		
84" (2134) Pro Louvered	9044756	\$520

### Dual Installation Kit

DESCRIPTION	NUMBER	MSRP
<b>All Designs</b>		
Dual Installation Kit	9033707	\$420

For handle-to-handle installations only. Kit includes center trim strip, heater and mounting hardware.

### Dual Installation Kit with Dual Wide Grille

DESCRIPTION	NUMBER	MSRP
<b>Overlay or Flush Inset</b>		
66" (1676) Grille Frame	9038707	\$1,040
72" (1829) Grille Frame	9033703	\$1,090
<b>Stainless Steel</b>		
66" (1676) Pro Louvered	9038709	\$1,370
72" (1829) Pro Louvered	9033704	\$1,410

For handle-to-handle installations only. Kit includes dual wide kickplate and dual wide grille for 84" (2134) finished height, center trim strip, heater and mounting hardware.

# Classic Series Refrigeration

## Accessories

### Single Flush Inset – Stainless Steel

DESCRIPTION	NUMBER	MSRP
<b>Grilles</b>		
84" (2134) Solid SS	9038230	\$285
84" (2134) Pro Louvered	9045094	\$395
<b>Door Panels</b>		
Pro Handle	9038346	\$1,150
Tubular Handle	9038347	\$1,150

### Retrofit Panel Kit

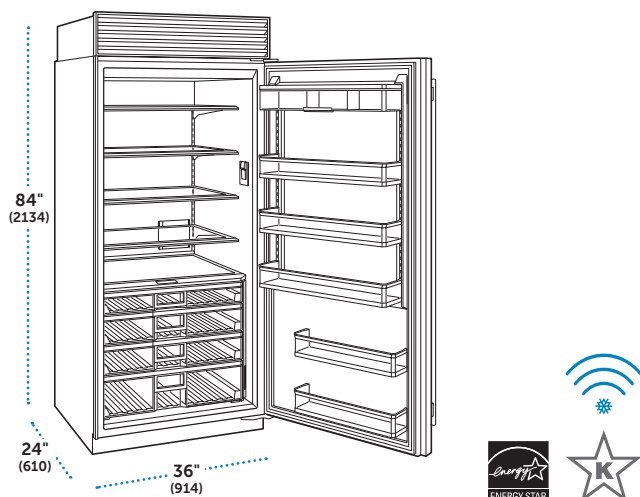
DESCRIPTION	NUMBER	MSRP
<b>Overlay or Flush Inset</b>		
36" (889) Retrofit Panel Kit	9038287	\$380

Retrofit existing Built-In (BI) Series panels onto a new Classic (CL) Series model. Grille panel must be reduced in height by 1½" (38).

### Miscellaneous

DESCRIPTION	NUMBER	MSRP
<b>Mounting Kits</b>		
Custom Front Panel	9044760	\$260
Custom Side Panel	7003407	\$130
<b>Side Panels</b>		
Stainless Steel (1)	9044759	\$870
<b>Kickplates</b>		
Stainless Steel RH	9038630	\$50
Stainless Steel LH	9038631	\$50
Egg Container	7007506	\$35
90° Door Stop	7005865	N/C
<b>Cartridges</b>		
Air Purification Cartridge	7042798	\$55
Air Purification Cartridge (50)	7042799	N/A

## Classic Series Refrigeration



### 36" All Refrigerator with Internal Dispenser

MODEL	MSRP
CL3650RID/O*†	\$8,700
CL3650RID/S/T	\$10,320
CL3650RID/S/P	\$10,320

\*Flush inset and framed design options are achieved by specifying an overlay model. Overlay models include a grille frame that accepts a classic louvered, solid stainless, pro louvered or custom panel insert.

†This model is not ENERGY STAR® certified.

#### SPECIFICATIONS

Overall Dimensions	36"W (914) x 84"H (2134) x 24"D (610)
Refrigerator Capacity	22.8 cu ft (646 L)
Shipping Weight	517 lbs (235 kg)
Annual Energy Usage	
CL3650RID/O	\$49 (411 kWh)
CL3650RID/S/T, CL3650RID/S/P	\$44 (370 kWh)

#### FEATURES

- Split Climate™ intelligent cooling system
- ClearSight™ LED lighting with Night Mode
- Stainless accents
- 4 adjustable glass shelves
- 4 crisper drawers with removable dividers
- 3 adjustable and 2 stationary door shelves
- Flip-up dairy compartment
- Air purification system
- Internal water dispenser
- Water filtration system

## Accessories

### Grilles

FINISHED HEIGHT	NUMBER	MSRP
<b>Overlay or Flush Inset</b>		
84" (2134) Grille Frame	9044752	\$285
<b>Stainless Steel</b>		
84" (2134) Pro Louvered	9044756	\$520

### Dual Installation Kit

DESCRIPTION	NUMBER	MSRP
<b>All Designs</b>		
Dual Installation Kit	9033707	\$420

For handle-to-handle installations only. Kit includes center trim strip, heater and mounting hardware.

### Dual Installation Kit with Dual Wide Grille

DESCRIPTION	NUMBER	MSRP
<b>Overlay or Flush Inset</b>		
66" (1676) Grille Frame	9038707	\$1,040
72" (1829) Grille Frame	9033703	\$1,090
<b>Stainless Steel</b>		
66" (1676) Pro Louvered	9038709	\$1,370
72" (1829) Pro Louvered	9033704	\$1,410

For handle-to-handle installations only. Kit includes dual wide kickplate and dual wide grille for 84" (2134) finished height, center trim strip, heater and mounting hardware.

# Classic Series Refrigeration

## Accessories

### Single Flush Inset – Stainless Steel

DESCRIPTION	NUMBER	MSRP
<b>Grilles</b>		
84" (2134) Solid SS	9038230	\$285
84" (2134) Pro Louvered	9045094	\$395
<b>Door Panels</b>		
Pro Handle	9038346	\$1,150
Tubular Handle	9038347	\$1,150

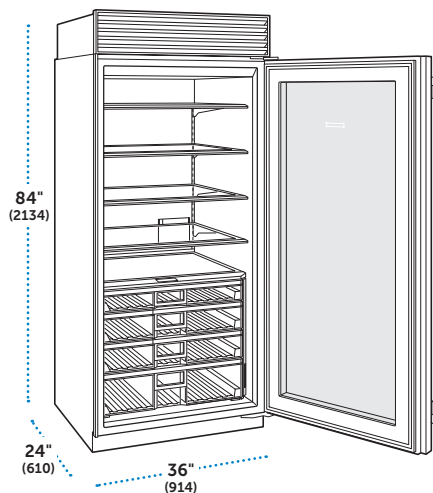
### Retrofit Panel Kit

DESCRIPTION	NUMBER	MSRP
<b>Overlay or Flush Inset</b>		
36" (889) Retrofit Panel Kit	9038287	\$380

Retrofit existing Built-In (BI) Series panels onto a new Classic (CL) Series model. Grille panel must be reduced in height by 1½" (38).

### Miscellaneous

DESCRIPTION	NUMBER	MSRP
<b>Mounting Kits</b>		
Custom Front Panel	9044760	\$260
Custom Side Panel	7003407	\$130
<b>Side Panels</b>		
Stainless Steel (1)	9044759	\$870
<b>Kickplates</b>		
Stainless Steel RH	9038630	\$50
Stainless Steel LH	9038631	\$50
Egg Container	7007506	\$35
90° Door Stop	7005865	N/C
<b>Filters and Cartridges</b>		
Water Filter	4204490	\$55
Water Filter (20)	7031688	N/A
Air Purification Cartridge	7042798	\$55
Air Purification Cartridge (50)	7042799	N/A



## 36" All Refrigerator with Glass Door

MODEL	MSRP
CL3650RG/O*	\$9,520
CL3650RG/S/T	\$10,830
CL3650RG/S/P	\$10,830

\*Flush inset and framed design options are achieved by specifying an overlay model. Overlay models include a grille frame that accepts a classic louvered, solid stainless, pro louvered or custom panel insert.

### SPECIFICATIONS

Overall Dimensions	36"W (914) x 84"H (2134) x 24"D (610)
Refrigerator Capacity	22.9 cu ft (648 L)
Shipping Weight	530 lbs (240 kg)
Annual Energy Usage	\$49 (412 kWh)

### FEATURES

- Split Climate™ intelligent cooling system
- ClearSight™ LED lighting with Night Mode
- Stainless accents
- 4 adjustable glass shelves
- 4 crisper drawers with removable dividers
- Air purification system

## Accessories

### Grilles

FINISHED HEIGHT	NUMBER	MSRP
<b>Overlay or Flush Inset</b>		
84" (2134) Grille Frame	9044752	\$285
<b>Stainless Steel</b>		
84" (2134) Pro Louvered	9044756	\$520

### Dual Installation Kit

DESCRIPTION	NUMBER	MSRP
<b>All Designs</b>		
Dual Installation Kit	9033707	\$420

For handle-to-handle installations only. Kit includes center trim strip, heater and mounting hardware.

### Dual Installation Kit with Dual Wide Grille

DESCRIPTION	NUMBER	MSRP
<b>Overlay or Flush Inset</b>		
66" (1676) Grille Frame	9038707	\$1,040
72" (1829) Grille Frame	9033703	\$1,090
<b>Stainless Steel</b>		
66" (1676) Pro Louvered	9038709	\$1,370
72" (1829) Pro Louvered	9033704	\$1,410

For handle-to-handle installations only. Kit includes dual wide kickplate and dual wide grille for 84" (2134) finished height, center trim strip, heater and mounting hardware.



## Accessories

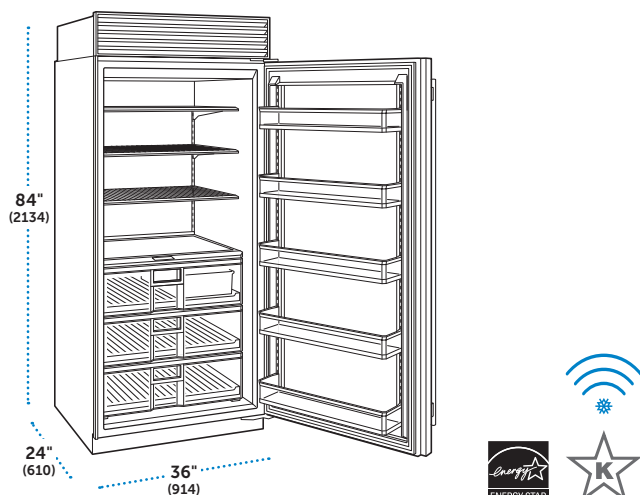
### Single Flush Inset – Stainless Steel

DESCRIPTION	NUMBER	MSRP
<b>Grilles</b>		
84" (2134) Solid SS	9038230	\$285
84" (2134) Pro Louvered	9045094	\$395
<b>Door Panels</b>		
Pro Handle	9038348	\$1,150
Tubular Handle	9038349	\$1,150

### Miscellaneous

DESCRIPTION	NUMBER	MSRP
<b>Mounting Kits</b>		
Custom Side Panel	7003407	\$130
<b>Side Panels</b>		
Stainless Steel (1)	9044759	\$870
<b>Kickplates</b>		
Stainless Steel RH	9038630	\$50
Stainless Steel LH	9038631	\$50
Egg Container	7007506	\$35
90° Door Stop	7005865	N/C
<b>Cartridges</b>		
Air Purification Cartridge	7042798	\$55
Air Purification Cartridge (50)	7042799	N/A

# Classic Series Refrigeration



## 36" All Freezer

MODEL	MSRP
CL3650F/O**	\$8,715
CL3650F/S/T	\$10,330
CL3650F/S/P	\$10,330

\*Flush inset and framed design options are achieved by specifying an overlay model. Overlay models include a grille frame that accepts a classic louvered, solid stainless, pro louvered or custom panel insert.

†This model is not ENERGY STAR® certified.

### SPECIFICATIONS

Overall Dimensions	36"W (914) x 84"H (2134) x 24"D (610)
Refrigerator Capacity	20.6 cu ft (582 L)
Shipping Weight	455 lbs (206 kg)
Annual Energy Usage	
CL3650F/O	\$84 (702 kWh)
CL3650F/S/T, CL3650F/S/P	\$77 (640 kWh)

### FEATURES

- ClearSight™ LED lighting with Night Mode
- Stainless accents
- 3 adjustable stainless-steel freezer shelves
- 3 storage drawers with adjustable dividers
- 5 adjustable door shelves
- Automatic ice maker with removable ice bin with handle
- Water filtration system

## Accessories

### Grilles

FINISHED HEIGHT	NUMBER	MSRP
<b>Overlay or Flush Inset</b>		
84" (2134) Grille Frame	9044752	\$285
<b>Stainless Steel</b>		
84" (2134) Pro Louvered	9044756	\$520

### Dual Installation Kit

DESCRIPTION	NUMBER	MSRP
<b>All Designs</b>		
Dual Installation Kit	9033707	\$420

For handle-to-handle installations only. Kit includes center trim strip, heater and mounting hardware.

### Dual Installation Kit with Dual Wide Grille

DESCRIPTION	NUMBER	MSRP
<b>Overlay or Flush Inset</b>		
66" (1676) Grille Frame	9038707	\$1,040
72" (1829) Grille Frame	9033703	\$1,090
<b>Stainless Steel</b>		
66" (1676) Pro Louvered	9038709	\$1,370
72" (1829) Pro Louvered	9033704	\$1,410

For handle-to-handle installations only. Kit includes dual wide kickplate and dual wide grille for 84" (2134) finished height, center trim strip, heater and mounting hardware.

## Accessories

### Single Flush Inset – Stainless Steel

DESCRIPTION	NUMBER	MSRP
<b>Grilles</b>		
84" (2134) Solid SS	9038230	\$285
84" (2134) Pro Louvered	9045094	\$395
<b>Door Panels</b>		
Pro Handle	9038346	\$1,150
Tubular Handle	9038347	\$1,150

### Retrofit Panel Kit

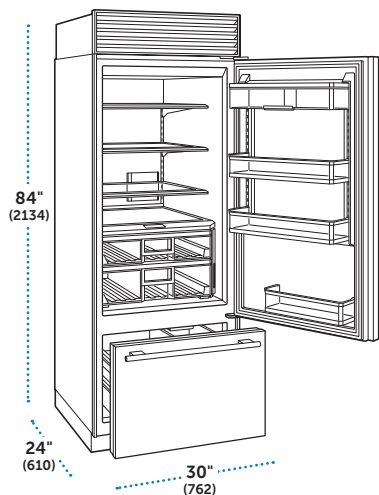
DESCRIPTION	NUMBER	MSRP
<b>Overlay or Flush Inset</b>		
36" (889) Retrofit Panel Kit	9038287	\$380

Retrofit existing Built-In (BI) Series panels onto a new Classic (CL) Series model. Grille panel must be reduced in height by 1½" (38).

### Miscellaneous

DESCRIPTION	NUMBER	MSRP
<b>Mounting Kits</b>		
Custom Front Panel	9044760	\$260
Custom Side Panel	7003407	\$130
<b>Side Panels</b>		
Stainless Steel (1)	9044759	\$870
<b>Kickplates</b>		
Stainless Steel RH	9038630	\$50
Stainless Steel LH	9038631	\$50
90° Door Stop	7005865	N/C
<b>Filters and Cartridges</b>		
Water Filter	4204490	\$55
Water Filter (20)	7031688	N/A

# Classic Series Refrigeration



## 30" Over-and-Under

MODEL	MSRP
CL3050U/O*‡	\$10,620
CL3050U/S/T	\$12,455
CL3050U/S/P	\$12,455

\*Flush inset and framed design options are achieved by specifying an overlay model. Overlay models include a grille frame that accepts a classic louvered, solid stainless, pro louvered or custom panel insert.

‡This model is not ENERGY STAR® certified.

### SPECIFICATIONS

Overall Dimensions	30"W (762) x 84"H (2134) x 24"D (610)
Refrigerator Capacity	12.8 cu ft (361 L)
Freezer Capacity	4.2 cu ft (118 L)
Shipping Weight	495 lbs (225 kg)
Annual Energy Usage	
CL3050U/O	\$73 (610 kWh)
CL3050U/S/T, CL3050U/S/P	\$67 (557 kWh)

### FEATURES

- Split Climate™ intelligent cooling system
- ClearSight™ LED lighting with Night Mode
- Stainless accents

#### Refrigerator

- 3 adjustable glass shelves
- 2 crisper drawers with removable dividers
- 1 stationary and 2 adjustable door shelves
- Flip-up dairy compartment
- Air purification system

#### Freezer

- Full-extension drawer
- Automatic ice maker with removable ice container
- Water filtration system

## Accessories

### Grilles

FINISHED HEIGHT	NUMBER	MSRP
<b>Overlay or Flush Inset</b>		
84" (2134) Grille Frame	9044751	\$270
<b>Stainless Steel</b>		
84" (2134) Pro Louvered	9044755	\$485

### Dual Installation Kit

DESCRIPTION	NUMBER	MSRP
<b>All Designs</b>		
Dual Installation Kit	9033707	\$420

For handle-to-handle installations only. Kit includes center trim strip, heater and mounting hardware.

### Dual Installation Kit with Dual Wide Grille

DESCRIPTION	NUMBER	MSRP
<b>Overlay or Flush Inset</b>		
60" (1524) Grille Frame	9038340	\$1,015
66" (1676) Grille Frame	9038707	\$1,040
<b>Stainless Steel</b>		
60" (1524) Pro Louvered	9038341	\$1,345
66" (1676) Pro Louvered	9038709	\$1,370

For handle-to-handle installations only. Kit includes dual wide kickplate and dual wide grille for 84" (2134) finished height, center trim strip, heater and mounting hardware.

## Accessories

### Single Flush Inset – Stainless Steel

DESCRIPTION	NUMBER	MSRP
<b>Grilles</b>		
84" (2134) Solid SS	9038231	\$240
84" (2134) Pro Louvered	9045093	\$370
<b>Pro Handle</b>		
Door Panel	9038350	\$845
Drawer Panel	9038355	\$445
<b>Tubular Handle</b>		
Door Panel	9038351	\$845
Drawer Panel	9038356	\$445

### Retrofit Panel Kit

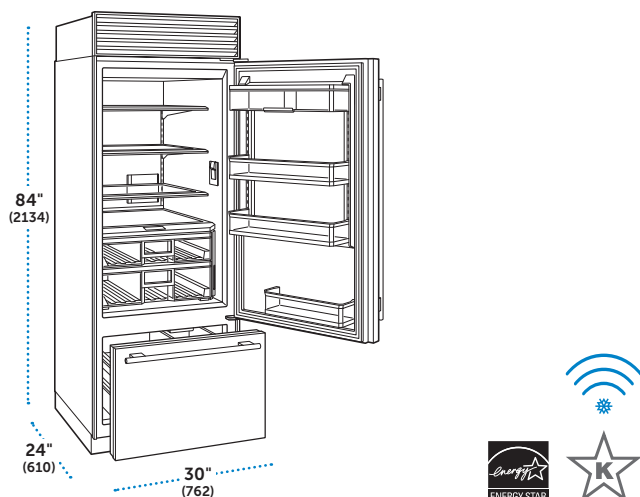
DESCRIPTION	NUMBER	MSRP
<b>Overlay or Flush Inset</b>		
30" (762) Retrofit Panel Kit	9038292	\$370

Retrofit existing Built-In (BI) Series panels onto a new Classic (CL) Series model. Grille panel must be reduced in height by 1½" (38).

### Miscellaneous

DESCRIPTION	NUMBER	MSRP
<b>Mounting Kits</b>		
Custom Front Panel	9044760	\$260
Custom Side Panel	7003407	\$130
<b>Side Panels</b>		
Stainless Steel (1)	9044759	\$870
Stainless Steel Kickplate	9038626	\$50
Egg Container	7007506	\$35
90° Door Stop	7005865	N/C
<b>Filters and Cartridges</b>		
Water Filter	4204490	\$55
Water Filter (20)	7031688	N/A
Air Purification Cartridge	7042798	\$55
Air Purification Cartridge (50)	7042799	N/A

## Classic Series Refrigeration



### 30" Over-and-Under with Internal Dispenser

MODEL	MSRP
CL3050UID/O*†	\$11,060
CL3050UID/S/T	\$12,895
CL3050UID/S/P	\$12,895

\*Flush inset and framed design options are achieved by specifying an overlay model. Overlay models include a grille frame that accepts a classic louvered, solid stainless, pro louvered or custom panel insert.

†This model is not ENERGY STAR® certified.

#### SPECIFICATIONS

Overall Dimensions	30"W (762) x 84"H (2134) x 24"D (610)
Refrigerator Capacity	12.8 cu ft (361 L)
Freezer Capacity	4.2 cu ft (118 L)
Shipping Weight	500 lbs (227 kg)
Annual Energy Usage	
CL3050UID/O	\$73 (610 kWh)
CL3050UID/S/T, CL3050UID/S/P	\$67 (557 kWh)

#### FEATURES

- Split Climate™ intelligent cooling system
- ClearSight™ LED lighting with Night Mode
- Stainless accents

#### Refrigerator

- 3 adjustable glass shelves
- 2 crisper drawers with removable dividers
- 1 stationary and 2 adjustable door shelves
- Flip-up dairy compartment
- Air purification system
- Internal water dispenser

#### Freezer

- Full-extension drawer
- Automatic ice maker with removable ice container
- Water filtration system

## Accessories

### Grilles

FINISHED HEIGHT	NUMBER	MSRP
<b>Overlay or Flush Inset</b>		
84" (2134) Grille Frame	9044751	\$270
<b>Stainless Steel</b>		
84" (2134) Pro Louvered	9044755	\$485

### Dual Installation Kit

DESCRIPTION	NUMBER	MSRP
<b>All Designs</b>		
Dual Installation Kit	9033707	\$420

For handle-to-handle installations only. Kit includes center trim strip, heater and mounting hardware.

### Dual Installation Kit with Dual Wide Grille

DESCRIPTION	NUMBER	MSRP
<b>Overlay or Flush Inset</b>		
60" (1524) Grille Frame	9038340	\$1,015
66" (1676) Grille Frame	9038707	\$1,040
<b>Stainless Steel</b>		
60" (1524) Pro Louvered	9038341	\$1,345
66" (1676) Pro Louvered	9038709	\$1,370

For handle-to-handle installations only. Kit includes dual wide kickplate and dual wide grille for 84" (2134) finished height, center trim strip, heater and mounting hardware.

## Accessories

### Single Flush Inset – Stainless Steel

DESCRIPTION	NUMBER	MSRP
<b>Grilles</b>		
84" (2134) Solid SS	9038231	\$240
84" (2134) Pro Louvered	9045093	\$370
<b>Pro Handle</b>		
Door Panel	9038350	\$845
Drawer Panel	9038355	\$445
<b>Tubular Handle</b>		
Door Panel	9038351	\$845
Drawer Panel	9038356	\$445

### Retrofit Panel Kit

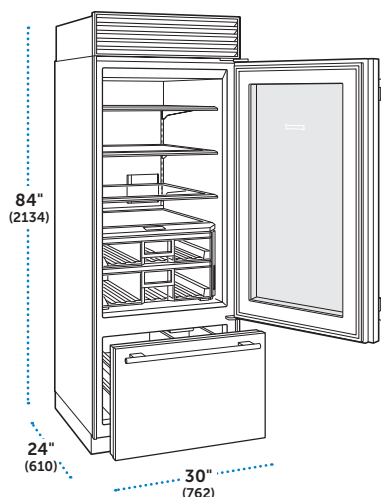
DESCRIPTION	NUMBER	MSRP
<b>Overlay or Flush Inset</b>		
30" (762) Retrofit Panel Kit	9038292	\$370

Retrofit existing Built-In (BI) Series panels onto a new Classic (CL) Series model. Grille panel must be reduced in height by 1½" (38).

### Miscellaneous

DESCRIPTION	NUMBER	MSRP
<b>Mounting Kits</b>		
Custom Front Panel	9044760	\$260
Custom Side Panel	7003407	\$130
<b>Side Panels</b>		
Stainless Steel (1)	9044759	\$870
Stainless Steel Kickplate	9038626	\$50
Egg Container	7007506	\$35
90° Door Stop	7005865	N/C
<b>Filters and Cartridges</b>		
Water Filter	4204490	\$55
Water Filter (20)	7031688	N/A
Air Purification Cartridge	7042798	\$55
Air Purification Cartridge (50)	7042799	N/A

## Classic Series Refrigeration



### 30" Over-and-Under with Glass Door

MODEL	MSRP
CL3050UG/O*	\$11,875
CL3050UG/S/T	\$13,400
CL3050UG/S/P	\$13,400

\*Flush inset and framed design options are achieved by specifying an overlay model. Overlay models include a grille frame that accepts a classic louvered, solid stainless, pro louvered or custom panel insert.

#### SPECIFICATIONS

Overall Dimensions	30"W (762) x 84"H (2134) x 24"D (610)
Refrigerator Capacity	12.8 cu ft (362 L)
Freezer Capacity	4.2 cu ft (118 L)
Shipping Weight	504 lbs (229 kg)
Annual Energy Usage	\$73 (611 kWh)

#### FEATURES

- Split Climate™ intelligent cooling system
- ClearSight™ LED lighting with Night Mode
- Stainless accents

#### Refrigerator

- 3 adjustable glass shelves
- 2 crisper drawers with removable dividers
- Air purification system

#### Freezer

- Full-extension drawer
- Automatic ice maker with removable ice container
- Water filtration system

## Accessories

### Grilles

FINISHED HEIGHT	NUMBER	MSRP
<b>Overlay or Flush Inset</b>		
84" (2134) Grille Frame	9044751	\$270
<b>Stainless Steel</b>		
84" (2134) Pro Louvered	9044755	\$485

### Dual Installation Kit

DESCRIPTION	NUMBER	MSRP
<b>All Designs</b>		
Dual Installation Kit	9033707	\$420

For handle-to-handle installations only. Kit includes center trim strip, heater and mounting hardware.

### Dual Installation Kit with Dual Wide Grille

DESCRIPTION	NUMBER	MSRP
<b>Overlay or Flush Inset</b>		
60" (1524) Grille Frame	9038340	\$1,015
66" (1676) Grille Frame	9038707	\$1,040
<b>Stainless Steel</b>		
60" (1524) Pro Louvered	9038341	\$1,345
66" (1676) Pro Louvered	9038709	\$1,370

For handle-to-handle installations only. Kit includes dual wide kickplate and dual wide grille for 84" (2134) finished height, center trim strip, heater and mounting hardware.



### Accessories

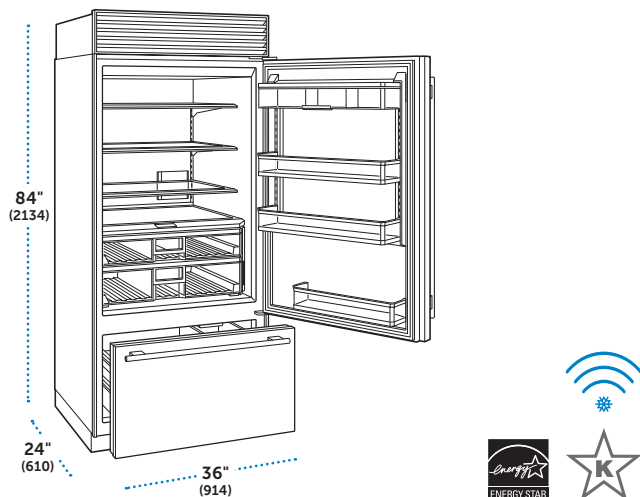
#### Single Flush Inset – Stainless Steel

DESCRIPTION	NUMBER	MSRP
<b>Grilles</b>		
84" (2134) Solid SS	9038231	\$240
84" (2134) Pro Louvered	9045093	\$370
<b>Pro Handle</b>		
Door Panel	9038352	\$845
Drawer Panel	9038355	\$445
<b>Tubular Handle</b>		
Door Panel	9038354	\$845
Drawer Panel	9038356	\$445

#### Miscellaneous

DESCRIPTION	NUMBER	MSRP
<b>Mounting Kits</b>		
Custom Side Panel	7003407	\$130
<b>Side Panels</b>		
Stainless Steel (1)	9044759	\$870
Stainless Steel Kickplate	9038626	\$50
Egg Container	7007506	\$35
90° Door Stop	7005865	N/C
<b>Filters and Cartridges</b>		
Water Filter	4204490	\$55
Water Filter (20)	7031688	N/A
Air Purification Cartridge	7042798	\$55
Air Purification Cartridge (50)	7042799	N/A

## Classic Series Refrigeration



### 36" Over-and-Under

MODEL	MSRP
CL3650U/O*†	\$11,065
CL3650U/S/T	\$13,025
CL3650U/S/P	\$13,025

\*Flush inset and framed design options are achieved by specifying an overlay model. Overlay models include a grille frame that accepts a classic louvered, solid stainless, pro louvered or custom panel insert.

†This model is not ENERGY STAR® certified.

#### SPECIFICATIONS

Overall Dimensions	36"W (914) x 84"H (2134) x 24"D (610)
Refrigerator Capacity	15.5 cu ft (439 L)
Freezer Capacity	5.2 cu ft (148 L)
Shipping Weight	547 lbs (248 kg)
Annual Energy Usage	
CL3650U/O	\$78 (653 kWh)
CL3650U/S/T, CL3650U/S/P	\$72 (596 kWh)

#### FEATURES

- Split Climate™ intelligent cooling system
- ClearSight™ LED lighting with Night Mode
- Stainless accents

#### Refrigerator

- 3 adjustable glass shelves
- 2 crisper drawers with removable dividers
- 1 stationary and 2 adjustable door shelves
- Flip-up dairy compartment
- Air purification system

#### Freezer

- Full-extension drawer with expandable freezer basket
- Automatic ice maker with removable ice container
- Water filtration system

## Accessories

### Grilles

FINISHED HEIGHT	NUMBER	MSRP
<b>Overlay or Flush Inset</b>		
84" (2134) Grille Frame	9044752	\$285
<b>Stainless Steel</b>		
84" (2134) Pro Louvered	9044756	\$520

### Dual Installation Kit

DESCRIPTION	NUMBER	MSRP
<b>All Designs</b>		
Dual Installation Kit	9033707	\$420

For handle-to-handle installations only. Kit includes center trim strip, heater and mounting hardware.

### Dual Installation Kit with Dual Wide Grille

DESCRIPTION	NUMBER	MSRP
<b>Overlay or Flush Inset</b>		
66" (1676) Grille Frame	9038707	\$1,040
72" (1829) Grille Frame	9033703	\$1,090
<b>Stainless Steel</b>		
66" (1676) Pro Louvered	9038709	\$1,370
72" (1829) Pro Louvered	9033704	\$1,410

For handle-to-handle installations only. Kit includes dual wide kickplate and dual wide grille for 84" (2134) finished height, center trim strip, heater and mounting hardware.

## Accessories

### Single Flush Inset – Stainless Steel

DESCRIPTION	NUMBER	MSRP
<b>Grilles</b>		
84" (2134) Solid SS	9038230	\$285
84" (2134) Pro Louvered	9045094	\$395
<b>Pro Handle</b>		
Door Panel	9038357	\$880
Drawer Panel	9038366	\$475
<b>Tubular Handle</b>		
Door Panel	9038358	\$880
Drawer Panel	9038367	\$475

### Retrofit Panel Kit

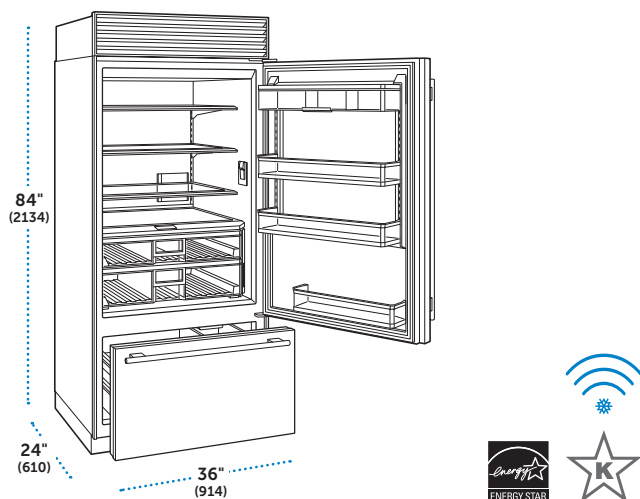
DESCRIPTION	NUMBER	MSRP
<b>Overlay or Flush Inset</b>		
36" (889) Retrofit Panel Kit	9038293	\$380

Retrofit existing Built-In (BI) Series panels onto a new Classic (CL) Series model. Grille panel must be reduced in height by 1½" (38).

### Miscellaneous

DESCRIPTION	NUMBER	MSRP
<b>Mounting Kits</b>		
Custom Front Panel	9044760	\$260
Custom Side Panel	7003407	\$130
<b>Side Panels</b>		
Stainless Steel (1)	9044759	\$870
Stainless Steel Kickplate	9038632	\$50
Egg Container	7007506	\$35
90° Door Stop	7005865	N/C
<b>Filters and Cartridges</b>		
Water Filter	4204490	\$55
Water Filter (20)	7031688	N/A
Air Purification Cartridge	7042798	\$55
Air Purification Cartridge (50)	7042799	N/A

## Classic Series Refrigeration



### 36" Over-and-Under with Internal Dispenser

MODEL	MSRP
CL3650UID/O*†	\$11,505
CL3650UID/S/T	\$13,465
CL3650UID/S/P	\$13,465

\*Flush inset and framed design options are achieved by specifying an overlay model. Overlay models include a grille frame that accepts a classic louvered, solid stainless, pro louvered or custom panel insert.

†This model is not ENERGY STAR® certified.

#### SPECIFICATIONS

Overall Dimensions	36"W (914) x 84"H (2134) x 24"D (610)
Refrigerator Capacity	15.5 cu ft (439 L)
Freezer Capacity	5.2 cu ft (148 L)
Shipping Weight	552 lbs (250 kg)
Annual Energy Usage	
CL3650UID/O	\$78 (653 kWh)
CL3650UID/S/T, CL3650UID/S/P	\$72 (596 kWh)

#### FEATURES

- Split Climate™ intelligent cooling system
- ClearSight™ LED lighting with Night Mode
- Stainless accents

#### Refrigerator

- 3 adjustable glass shelves
- 2 crisper drawers with removable dividers
- 1 stationary and 2 adjustable door shelves
- Flip-up dairy compartment
- Air purification system
- Internal water dispenser

#### Freezer

- Full-extension drawer with expandable freezer basket
- Automatic ice maker with removable ice container
- Water filtration system

## Accessories

### Grilles

FINISHED HEIGHT	NUMBER	MSRP
<b>Overlay or Flush Inset</b>		
84" (2134) Grille Frame	9044752	\$285
<b>Stainless Steel</b>		
84" (2134) Pro Louvered	9044756	\$520

### Dual Installation Kit

DESCRIPTION	NUMBER	MSRP
<b>All Designs</b>		
Dual Installation Kit	9033707	\$420

For handle-to-handle installations only. Kit includes center trim strip, heater and mounting hardware.

### Dual Installation Kit with Dual Wide Grille

DESCRIPTION	NUMBER	MSRP
<b>Overlay or Flush Inset</b>		
66" (1676) Grille Frame	9038707	\$1,040
72" (1829) Grille Frame	9033703	\$1,090
<b>Stainless Steel</b>		
66" (1676) Pro Louvered	9038709	\$1,370
72" (1829) Pro Louvered	9033704	\$1,410

For handle-to-handle installations only. Kit includes dual wide kickplate and dual wide grille for 84" (2134) finished height, center trim strip, heater and mounting hardware.

## Accessories

### Single Flush Inset – Stainless Steel

DESCRIPTION	NUMBER	MSRP
<b>Grilles</b>		
84" (2134) Solid SS	9038230	\$285
84" (2134) Pro Louvered	9045094	\$395
<b>Pro Handle</b>		
Door Panel	9038357	\$880
Drawer Panel	9038366	\$475
<b>Tubular Handle</b>		
Door Panel	9038358	\$880
Drawer Panel	9038367	\$475

### Retrofit Panel Kit

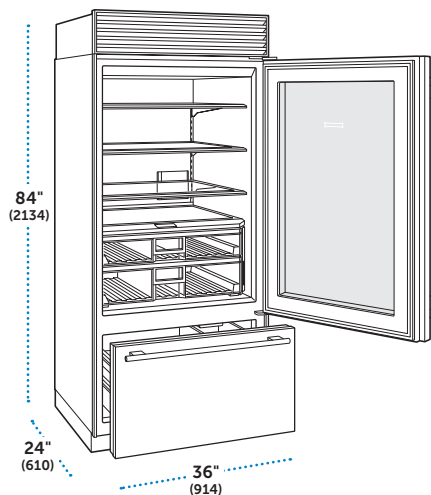
DESCRIPTION	NUMBER	MSRP
<b>Overlay or Flush Inset</b>		
36" (889) Retrofit Panel Kit	9038293	\$380

Retrofit existing Built-In (BI) Series panels onto a new Classic (CL) Series model. Grille panel must be reduced in height by 1½" (38).

### Miscellaneous

DESCRIPTION	NUMBER	MSRP
<b>Mounting Kits</b>		
Custom Front Panel	9044760	\$260
Custom Side Panel	7003407	\$130
<b>Side Panels</b>		
Stainless Steel (1)	9044759	\$870
Stainless Steel Kickplate	9038632	\$50
Egg Container	7007506	\$35
90° Door Stop	7005865	N/C
<b>Filters and Cartridges</b>		
Water Filter	4204490	\$55
Water Filter (20)	7031688	N/A
Air Purification Cartridge	7042798	\$55
Air Purification Cartridge (50)	7042799	N/A

## Classic Series Refrigeration



### 36" Over-and-Under with Glass Door

MODEL	MSRP
CL3650UG/O*	\$12,320
CL3650UG/S/T	\$13,970
CL3650UG/S/P	\$13,970

\*Flush inset and framed design options are achieved by specifying an overlay model. Overlay models include a grille frame that accepts a classic louvered, solid stainless, pro louvered or custom panel insert.

#### SPECIFICATIONS

Overall Dimensions	36"W (914) x 84"H (2134) x 24"D (610)
Refrigerator Capacity	15.6 cu ft (441 L)
Freezer Capacity	5.2 cu ft (148 L)
Shipping Weight	576 lbs (261 kg)
Annual Energy Usage	\$78 (654 kWh)

#### FEATURES

- Split Climate™ intelligent cooling system
- ClearSight™ LED lighting with Night Mode
- Stainless accents

#### Refrigerator

- 3 adjustable glass shelves
- 2 crisper drawers with removable dividers
- Air purification system

#### Freezer

- Full-extension drawer with expandable freezer basket
- Automatic ice maker with removable ice container
- Water filtration system

## Accessories

### Grilles

FINISHED HEIGHT	NUMBER	MSRP
<b>Overlay or Flush Inset</b>		
84" (2134) Grille Frame	9044752	\$285
<b>Stainless Steel</b>		
84" (2134) Pro Louvered	9044756	\$520

### Dual Installation Kit

DESCRIPTION	NUMBER	MSRP
<b>All Designs</b>		
Dual Installation Kit	9033707	\$420

For handle-to-handle installations only. Kit includes center trim strip, heater and mounting hardware.

### Dual Installation Kit with Dual Wide Grille

DESCRIPTION	NUMBER	MSRP
<b>Overlay or Flush Inset</b>		
66" (1676) Grille Frame	9038707	\$1,040
72" (1829) Grille Frame	9033703	\$1,090
<b>Stainless Steel</b>		
66" (1676) Pro Louvered	9038709	\$1,370
72" (1829) Pro Louvered	9033704	\$1,410

For handle-to-handle installations only. Kit includes dual wide kickplate and dual wide grille for 84" (2134) finished height, center trim strip, heater and mounting hardware.

### Accessories

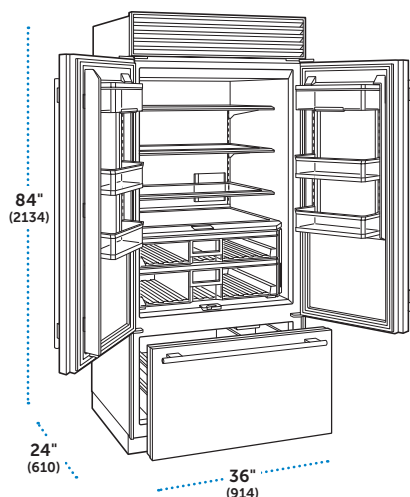
#### Single Flush Inset – Stainless Steel

DESCRIPTION	NUMBER	MSRP
<b>Grilles</b>		
84" (2134) Solid SS	9038230	\$285
84" (2134) Pro Louvered	9045094	\$395
<b>Pro Handle</b>		
Door Panel	9038360	\$880
Drawer Panel	9038366	\$475
<b>Tubular Handle</b>		
Door Panel	9038361	\$880
Drawer Panel	9038367	\$475

#### Miscellaneous

DESCRIPTION	NUMBER	MSRP
<b>Mounting Kits</b>		
Custom Side Panel	7003407	\$130
<b>Side Panels</b>		
Stainless Steel (1)	9044759	\$870
Stainless Steel Kickplate	9038632	\$50
Egg Container	7007506	\$35
90° Door Stop	7005865	N/C
<b>Filters and Cartridges</b>		
Water Filter	4204490	\$55
Water Filter (20)	7031688	N/A
Air Purification Cartridge	7042798	\$55
Air Purification Cartridge (50)	7042799	N/A

# Classic Series Refrigeration



## 36" Over-and-Under with French Door

MODEL	MSRP
CL3650UFD/O*	\$11,615
CL3650UFD/S/T	\$13,575
CL3650UFD/S/P	\$13,575

\*Flush inset and framed design options are achieved by specifying an overlay model. Overlay models include a grille frame that accepts a classic louvered, solid stainless, pro louvered or custom panel insert.

### SPECIFICATIONS

Overall Dimensions	36"W (914) x 84"H (2134) x 24"D (610)
Refrigerator Capacity	15.3 cu ft (433 L)
Freezer Capacity	5.2 cu ft (148 L)
Shipping Weight	568 lbs (258 kg)
Annual Energy Usage	\$78 (651 kWh)

### FEATURES

- Split Climate™ intelligent cooling system
- ClearSight™ LED lighting with Night Mode
- Stainless accents

#### Refrigerator

- 3 adjustable glass shelves
- 2 crisper drawers with removable dividers
- 4 adjustable door shelves
- 2 flip-up dairy compartments
- Air purification system

#### Freezer

- Full-extension drawer with expandable freezer basket
- Automatic ice maker with removable ice container
- Water filtration system

## Accessories

### Grilles

FINISHED HEIGHT	NUMBER	MSRP
<b>Overlay or Flush Inset</b>		
84" (2134) Grille Frame	9044752	\$285
<b>Stainless Steel</b>		
84" (2134) Pro Louvered	9044756	\$520

### Single Flush Inset – Stainless Steel

DESCRIPTION	NUMBER	MSRP
<b>Grilles</b>		
84" (2134) Solid SS	9038230	\$285
84" (2134) Pro Louvered	9045094	\$395
<b>Pro Handle</b>		
Door Panel	9038363	\$880
Drawer Panel	9038366	\$475
<b>Tubular Handle</b>		
Door Panel	9038364	\$880
Drawer Panel	9038367	\$475

### Retrofit Panel Kit

DESCRIPTION	NUMBER	MSRP
<b>Overlay or Flush Inset</b>		
36" (889) Retrofit Panel Kit	9038294	\$380

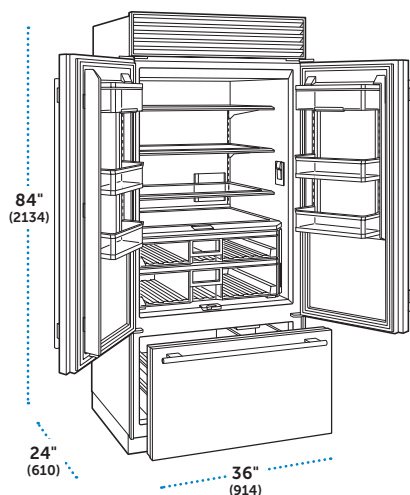
Retrofit existing Built-In (BI) Series panels onto a new Classic (CL) Series model. Grille panel must be reduced in height by 1½" (38).

### Miscellaneous

DESCRIPTION	NUMBER	MSRP
<b>Mounting Kits</b>		
Custom Front Panel	9044760	\$260
Custom Side Panel	7003407	\$130
<b>Side Panels</b>		
Stainless Steel (1)	9044759	\$870
Stainless Steel Kickplate	9038632	\$50
Egg Container	7007506	\$35
90° Door Stop	7005865	N/C
<b>Filters and Cartridges</b>		
Water Filter	4204490	\$55
Water Filter (20)	7031688	N/A
Air Purification Cartridge	7042798	\$55
Air Purification Cartridge (50)	7042799	N/A



# Classic Series Refrigeration



## 36" Over-and-Under with French Door and Internal Dispenser

MODEL	MSRP
CL3650UFDID/O*	\$12,055
CL3650UFDID/S/T	\$14,015
CL3650UFDID/S/P	\$14,015

\*Flush inset and framed design options are achieved by specifying an overlay model. Overlay models include a grille frame that accepts a classic louvered, solid stainless, pro louvered or custom panel insert.

### SPECIFICATIONS

Overall Dimensions	36"W (914) x 84"H (2134) x 24"D (610)
Refrigerator Capacity	15.3 cu ft (433 L)
Freezer Capacity	5.2 cu ft (148 L)
Shipping Weight	573 lbs (260 kg)
Annual Energy Usage	\$78 (651 kWh)

### FEATURES

- Split Climate™ intelligent cooling system
- ClearSight™ LED lighting with Night Mode
- Stainless accents

#### Refrigerator

- 3 adjustable glass shelves
- 2 crisper drawers with removable dividers
- 4 adjustable door shelves
- 2 flip-up dairy compartments
- Air purification system
- Internal water dispenser

#### Freezer

- Full-extension drawer with expandable freezer basket
- Automatic ice maker with removable ice container
- Water filtration system

## Accessories

### Grilles

FINISHED HEIGHT	NUMBER	MSRP
<b>Overlay or Flush Inset</b>		
84" (2134) Grille Frame	9044752	\$285
<b>Stainless Steel</b>		
84" (2134) Pro Louvered	9044756	\$520

### Single Flush Inset – Stainless Steel

DESCRIPTION	NUMBER	MSRP
<b>Grilles</b>		
84" (2134) Solid SS	9038230	\$285
84" (2134) Pro Louvered	9045094	\$395
<b>Pro Handle</b>		
Door Panel	9038363	\$880
Drawer Panel	9038366	\$475
<b>Tubular Handle</b>		
Door Panel	9038364	\$880
Drawer Panel	9038367	\$475

### Retrofit Panel Kit

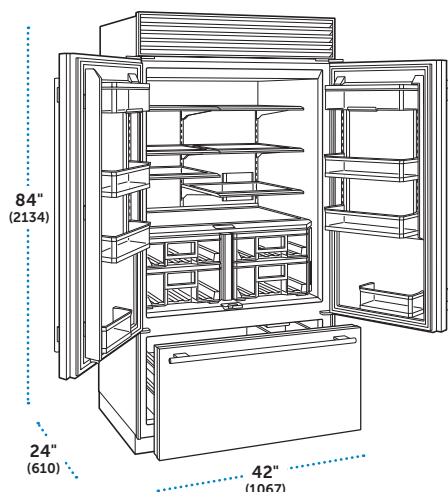
DESCRIPTION	NUMBER	MSRP
<b>Overlay or Flush Inset</b>		
36" (889) Retrofit Panel Kit	9038294	\$380

Retrofit existing Built-In (BI) Series panels onto a new Classic (CL) Series model. Grille panel must be reduced in height by 1½" (38).

### Miscellaneous

DESCRIPTION	NUMBER	MSRP
<b>Mounting Kits</b>		
Custom Front Panel	9044760	\$260
Custom Side Panel	7003407	\$130
<b>Side Panels</b>		
Stainless Steel (1)	9044759	\$870
Stainless Steel Kickplate	9038632	\$50
Egg Container	7007506	\$35
90° Door Stop	7005865	N/C
<b>Filters and Cartridges</b>		
Water Filter	4204490	\$55
Water Filter (20)	7031688	N/A
Air Purification Cartridge	7042798	\$55
Air Purification Cartridge (50)	7042799	N/A

# Classic Series Refrigeration



## 42" Over-and-Under with French Door

MODEL	MSRP
CL4250UFD/O*	\$12,310
CL4250UFD/S/T	\$14,390
CL4250UFD/S/P	\$14,390

\*Flush inset and framed design options are achieved by specifying an overlay model. Overlay models include a grille frame that accepts a classic louvered, solid stainless, pro louvered or custom panel insert.

### SPECIFICATIONS

Overall Dimensions	42"W (1067) x 84"H (2134) x 24"D (610)
Refrigerator Capacity	18.4 cu ft (520 L)
Freezer Capacity	6.3 cu ft (179 L)
Shipping Weight	645 lbs (293 kg)
Annual Energy Usage	\$84 (698 kWh)

### FEATURES

- Split Climate™ intelligent cooling system
- ClearSight™ LED lighting with Night Mode
- Stainless accents

#### Refrigerator

- 6 adjustable glass shelves
- 4 crisper drawers with removable dividers
- 2 stationary and 4 adjustable door shelves
- 2 flip-up dairy compartments
- Air purification system

#### Freezer

- Full-extension drawer with expandable freezer basket
- Automatic ice maker with removable ice container
- Water filtration system

## Accessories

### Grilles

FINISHED HEIGHT	NUMBER	MSRP
<b>Overlay or Flush Inset</b>		
84" (2134) Grille Frame	9044753	\$305
<b>Stainless Steel</b>		
84" (2134) Pro Louvered	9044757	\$540

### Single Flush Inset – Stainless Steel

DESCRIPTION	NUMBER	MSRP
<b>Grilles</b>		
84" (2134) Solid SS	9036855	\$330
84" (2134) Pro Louvered	9045095	\$420
<b>Pro Handle</b>		
Door Panel	9038369	\$915
Drawer Panel	9038372	\$515
<b>Tubular Handle</b>		
Door Panel	9038371	\$915
Drawer Panel	9038373	\$515

### Retrofit Panel Kit

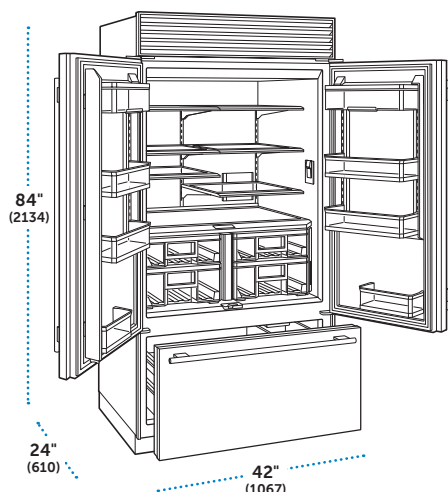
DESCRIPTION	NUMBER	MSRP
<b>Overlay or Flush Inset</b>		
42" (1067) Retrofit Panel Kit	9038295	\$390

Retrofit existing Built-In (BI) Series panels onto a new Classic (CL) Series model. Grille panel must be reduced in height by 1½" (38).

### Miscellaneous

DESCRIPTION	NUMBER	MSRP
<b>Mounting Kits</b>		
Custom Front Panel	9044760	\$260
Custom Side Panel	7003407	\$130
<b>Side Panels</b>		
Stainless Steel (1)	9044759	\$870
Stainless Steel Kickplate	9038633	\$50
Egg Container	7007506	\$35
90° Door Stop	7005865	N/C
<b>Filters and Cartridges</b>		
Water Filter	4204490	\$55
Water Filter (20)	7031688	N/A
Air Purification Cartridge	7042798	\$55
Air Purification Cartridge (50)	7042799	N/A

# Classic Series Refrigeration



## 42" Over-and-Under with French Door and Internal Dispenser

MODEL	MSRP
CL4250UFDID/O*	\$12,750
CL4250UFDID/S/T	\$14,830
CL4250UFDID/S/P	\$14,830

\*Flush inset and framed design options are achieved by specifying an overlay model. Overlay models include a grille frame that accepts a classic louvered, solid stainless, pro louvered or custom panel insert.

### SPECIFICATIONS

Overall Dimensions	42"W (1067) x 84"H (2134) x 24"D (610)
Refrigerator Capacity	18.4 cu ft (520 L)
Freezer Capacity	6.3 cu ft (179 L)
Shipping Weight	650 lbs (295 kg)
Annual Energy Usage	\$84 (698 kWh)

### FEATURES

- Split Climate™ intelligent cooling system
- ClearSight™ LED lighting with Night Mode
- Stainless accents

#### Refrigerator

- 6 adjustable glass shelves
- 4 crisper drawers with removable dividers
- 2 stationary and 4 adjustable door shelves
- 2 flip-up dairy compartments
- Air purification system
- Internal water dispenser

#### Freezer

- Full-extension drawer with expandable freezer basket
- Automatic ice maker with removable ice container
- Water filtration system

## Accessories

### Grilles

FINISHED HEIGHT	NUMBER	MSRP
<b>Overlay or Flush Inset</b>		
84" (2134) Grille Frame	9044753	\$305
<b>Stainless Steel</b>		
84" (2134) Pro Louvered	9044757	\$540

### Single Flush Inset – Stainless Steel

DESCRIPTION	NUMBER	MSRP
<b>Grilles</b>		
84" (2134) Solid SS	9036855	\$330
84" (2134) Pro Louvered	9045095	\$420
<b>Pro Handle</b>		
Door Panel	9038369	\$915
Drawer Panel	9038372	\$515
<b>Tubular Handle</b>		
Door Panel	9038371	\$915
Drawer Panel	9038373	\$515

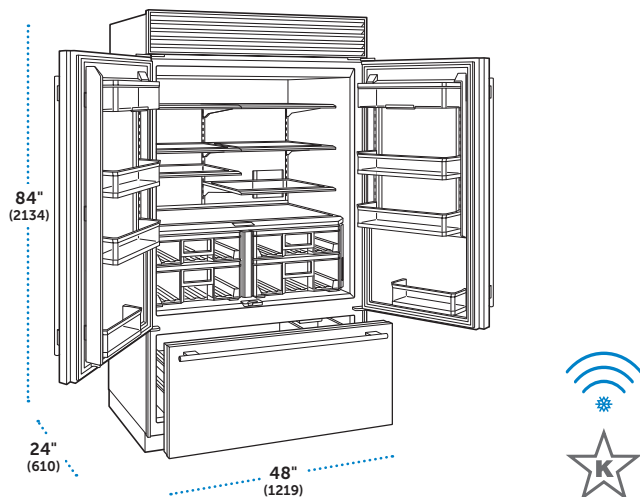
### Retrofit Panel Kit

DESCRIPTION	NUMBER	MSRP
<b>Overlay or Flush Inset</b>		
42" (1067) Retrofit Panel Kit	9038295	\$390

Retrofit existing Built-In (BI) Series panels onto a new Classic (CL) Series model. Grille panel must be reduced in height by 1½" (38).

### Miscellaneous

DESCRIPTION	NUMBER	MSRP
<b>Mounting Kits</b>		
Custom Front Panel	9044760	\$260
Custom Side Panel	7003407	\$130
<b>Side Panels</b>		
Stainless Steel (1)	9044759	\$870
Stainless Steel Kickplate	9038633	\$50
Egg Container	7007506	\$35
90° Door Stop	7005865	N/C
<b>Filters and Cartridges</b>		
Water Filter	4204490	\$55
Water Filter (20)	7031688	N/A
Air Purification Cartridge	7042798	\$55
Air Purification Cartridge (50)	7042799	N/A



## 48" Over-and-Under with French Door

MODEL	MSRP
CL4850UFD/O*	\$13,260
CL4850UFD/S/T	\$15,460
CL4850UFD/S/P	\$15,460

\*Flush inset and framed design options are achieved by specifying an overlay model. Overlay models include a grille frame that accepts a classic louvered, solid stainless, pro louvered or custom panel insert.

### SPECIFICATIONS

Overall Dimensions	48"W (1219) x 84"H (2134) x 24"D (610)
Refrigerator Capacity	21.4 cu ft (607 L)
Freezer Capacity	7.5 cu ft (213 L)
Shipping Weight	702 lbs (318 kg)
Annual Energy Usage	\$90 (747 kWh)

### FEATURES

- Split Climate™ intelligent cooling system
- ClearSight™ LED lighting with Night Mode
- Stainless accents

#### Refrigerator

- 6 adjustable glass shelves
- 4 crisper drawers with removable dividers
- 2 stationary and 4 adjustable door shelves
- 2 flip-up dairy compartments
- Air purification system

#### Freezer

- Full-extension drawer with expandable freezer basket
- Automatic ice maker with removable ice container
- Water filtration system

## Accessories

### Grilles

FINISHED HEIGHT	NUMBER	MSRP
<b>Overlay or Flush Inset</b>		
84" (2134) Grille Frame	9044754	\$315
<b>Stainless Steel</b>		
84" (2134) Pro Louvered	9044758	\$555

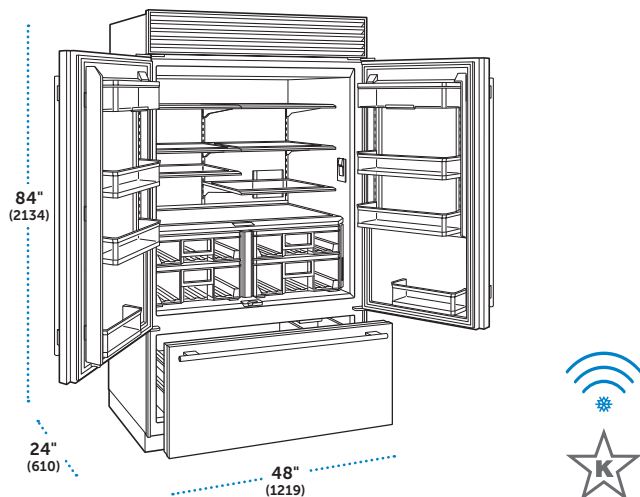
### Single Flush Inset – Stainless Steel

DESCRIPTION	NUMBER	MSRP
<b>Grilles</b>		
84" (2134) Solid SS	9036856	\$370
84" (2134) Pro Louvered	9045096	\$440
<b>Pro Handle</b>		
Door Panel	9037592	\$945
Drawer Panel	9037591	\$545
<b>Tubular Handle</b>		
Door Panel	9037594	\$945
Drawer Panel	9037593	\$545

### Miscellaneous

DESCRIPTION	NUMBER	MSRP
<b>Mounting Kits</b>		
Custom Front Panel	9044760	\$260
Custom Side Panel	7003407	\$130
<b>Side Panels</b>		
Stainless Steel (1)	9044759	\$870
Stainless Steel Kickplate	9038634	\$50
Egg Container	7007506	\$35
90° Door Stop	7005865	N/C
<b>Filters and Cartridges</b>		
Water Filter	4204490	\$55
Water Filter (20)	7031688	N/A
Air Purification Cartridge	7042798	\$55
Air Purification Cartridge (50)	7042799	N/A

# Classic Series Refrigeration



## 48" Over-and-Under with French Door and Internal Dispenser

MODEL	MSRP
CL4850UFDID/O*	\$13,700
CL4850UFDID/S/T	\$15,900
CL4850UFDID/S/P	\$15,900

\*Flush inset and framed design options are achieved by specifying an overlay model. Overlay models include a grille frame that accepts a classic louvered, solid stainless, pro louvered or custom panel insert.

### SPECIFICATIONS

Overall Dimensions	48"W (1219) x 84"H (2134) x 24"D (610)
Refrigerator Capacity	21.4 cu ft (607 L)
Freezer Capacity	7.5 cu ft (213 L)
Shipping Weight	707 lbs (321 kg)
Annual Energy Usage	\$90 (747 kWh)

### FEATURES

- Split Climate™ intelligent cooling system
- ClearSight™ LED lighting with Night Mode
- Stainless accents

#### Refrigerator

- 6 adjustable glass shelves
- 4 crisper drawers with removable dividers
- 2 stationary and 4 adjustable door shelves
- 2 flip-up dairy compartments
- Air purification system
- Internal water dispenser

#### Freezer

- Full-extension drawer with expandable freezer basket
- Automatic ice maker with removable ice container
- Water filtration system

## Accessories

### Grilles

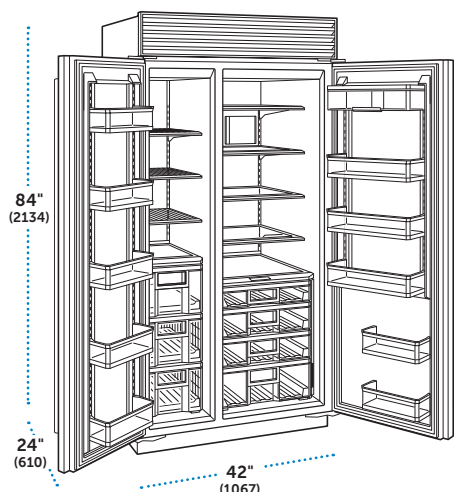
FINISHED HEIGHT	NUMBER	MSRP
<b>Overlay or Flush Inset</b>		
84" (2134) Grille Frame	9044754	\$315
<b>Stainless Steel</b>		
84" (2134) Pro Louvered	9044758	\$555

### Single Flush Inset – Stainless Steel

DESCRIPTION	NUMBER	MSRP
<b>Grilles</b>		
84" (2134) Solid SS	9036856	\$370
84" (2134) Pro Louvered	9045096	\$440
<b>Pro Handle</b>		
Door Panel	9037592	\$945
Drawer Panel	9037591	\$545
<b>Tubular Handle</b>		
Door Panel	9037594	\$945
Drawer Panel	9037593	\$545

### Miscellaneous

DESCRIPTION	NUMBER	MSRP
<b>Mounting Kits</b>		
Custom Front Panel	9044760	\$260
Custom Side Panel	7003407	\$130
<b>Side Panels</b>		
Stainless Steel (1)	9044759	\$870
Stainless Steel Kickplate	9038634	\$50
Egg Container	7007506	\$35
90° Door Stop	7005865	N/C
<b>Filters and Cartridges</b>		
Water Filter	4204490	\$55
Water Filter (20)	7031688	N/A
Air Purification Cartridge	7042798	\$55
Air Purification Cartridge (50)	7042799	N/A



## 42" Side-by-Side

MODEL	MSRP
CL4250S/O**	\$11,415
CL4250S/S/T	\$13,495
CL4250S/S/P	\$13,495

\*Flush inset and framed design options are achieved by specifying an overlay model. Overlay models include a grille frame that accepts a classic louvered, solid stainless, pro louvered or custom panel insert.

†This model is not ENERGY STAR® certified.

### SPECIFICATIONS

Overall Dimensions	42"W (1067) x 84"H (2134) x 24"D (610)
Refrigerator Capacity	16.0 cu ft (452 L)
Freezer Capacity	8.8 cu ft (248 L)
Shipping Weight	620 lbs (281 kg)
Annual Energy Usage	\$91 (762 kWh)

### FEATURES

- Split Climate™ intelligent cooling system
- ClearSight™ LED lighting with Night Mode
- Stainless accents

#### Refrigerator

- 4 adjustable glass shelves
- 4 crisper drawers with removable dividers
- 2 stationary and 3 adjustable door shelves
- Flip-up dairy compartment
- Air purification system

#### Freezer

- Ice drawer with automatic ice maker
- 3 adjustable wire shelves
- 5 adjustable door shelves
- 2 storage drawers
- Water filtration system

## Accessories

### Grilles

FINISHED HEIGHT	NUMBER	MSRP
<b>Overlay or Flush Inset</b>		
84" (2134) Grille Frame	9044753	\$305
<b>Stainless Steel</b>		
84" (2134) Pro Louvered	9044757	\$540

### Single Flush Inset – Stainless Steel

DESCRIPTION	NUMBER	MSRP
<b>Grilles</b>		
84" (2134) Solid SS	9036855	\$330
84" (2134) Pro Louvered	9045095	\$420
<b>Pro Handle</b>		
Refrigerator Door Panel	9036857	\$915
Freezer Door Panel	9036860	\$830
<b>Tubular Handle</b>		
Refrigerator Door Panel	9036861	\$915
Freezer Door Panel	9036863	\$830

### Retrofit Panel Kit

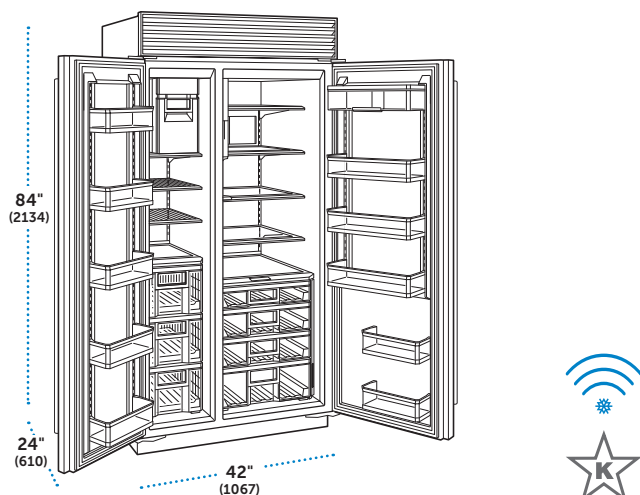
DESCRIPTION	NUMBER	MSRP
<b>Overlay or Flush Inset</b>		
42" (1067) Retrofit Panel Kit	9038296	\$390

Retrofit existing Built-In (BI) Series panels onto a new Classic (CL) Series model. Grille panel must be reduced in height by 1½" (38).

### Miscellaneous

DESCRIPTION	NUMBER	MSRP
<b>Mounting Kits</b>		
Custom Front Panel	9044760	\$260
Custom Side Panel	7003407	\$130
<b>Side Panels</b>		
Stainless Steel (1)	9044759	\$870
Stainless Steel Kickplate	9038633	\$50
Egg Container	7007506	\$35
90° Door Stop	7005865	N/C
<b>Filters and Cartridges</b>		
Water Filter	4204490	\$55
Water Filter (20)	7031688	N/A
Air Purification Cartridge	7042798	\$55
Air Purification Cartridge (50)	7042799	N/A

## Classic Series Refrigeration



### 42" Side-by-Side with Internal Dispenser

MODEL	MSRP
CL4250SID/O*	\$12,170
CL4250SID/S/T	\$14,250
CL4250SID/S/P	\$14,250

\*Flush inset and framed design options are achieved by specifying an overlay model. Overlay models include a grille frame that accepts a classic louvered, solid stainless, pro louvered or custom panel insert.

#### SPECIFICATIONS

Overall Dimensions	42"W (1067) x 84"H (2134) x 24"D (610)
Refrigerator Capacity	15.6 cu ft (441 L)
Freezer Capacity	8.9 cu ft (251 L)
Shipping Weight	625 lbs (283 kg)
Annual Energy Usage	\$91 (760 kWh)

#### FEATURES

- Split Climate™ intelligent cooling system
- ClearSight™ LED lighting with Night Mode
- Stainless accents

#### Refrigerator

- 4 adjustable glass shelves
- 4 crisper drawers with removable dividers
- 2 stationary and 3 adjustable door shelves
- Flip-up dairy compartment
- Air purification system
- Internal ice and water dispenser

#### Freezer

- 2 adjustable wire shelves
- 5 adjustable door shelves
- 3 storage drawers
- Fold-up shelf
- Water filtration system

## Accessories

### Grilles

FINISHED HEIGHT	NUMBER	MSRP
<b>Overlay or Flush Inset</b>		
84" (2134) Grille Frame	9044753	\$305
<b>Stainless Steel</b>		
84" (2134) Pro Louvered	9044757	\$540

### Single Flush Inset – Stainless Steel

DESCRIPTION	NUMBER	MSRP
<b>Grilles</b>		
84" (2134) Solid SS	9036855	\$330
84" (2134) Pro Louvered	9045095	\$420
<b>Pro Handle</b>		
Refrigerator Door Panel	9036857	\$915
Freezer Door Panel	9036860	\$830
<b>Tubular Handle</b>		
Refrigerator Door Panel	9036861	\$915
Freezer Door Panel	9036863	\$830

### Retrofit Panel Kit

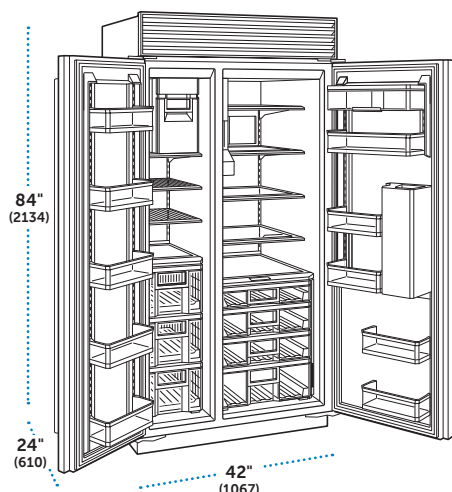
DESCRIPTION	NUMBER	MSRP
<b>Overlay or Flush Inset</b>		
42" (1067) Retrofit Panel Kit	9038296	\$390

Retrofit existing Built-In (BI) Series panels onto a new Classic (CL) Series model. Grille panel must be reduced in height by 1½" (38).

### Miscellaneous

DESCRIPTION	NUMBER	MSRP
<b>Mounting Kits</b>		
Custom Front Panel	9044760	\$260
Custom Side Panel	7003407	\$130
<b>Side Panels</b>		
Stainless Steel (1)	9044759	\$870
Stainless Steel Kickplate	9038633	\$50
Egg Container	7007506	\$35
90° Door Stop	7005865	N/C
<b>Filters and Cartridges</b>		
Water Filter	4204490	\$55
Water Filter (20)	7031688	N/A
Air Purification Cartridge	7042798	\$55
Air Purification Cartridge (50)	7042799	N/A





## 42" Side-by-Side with Dispenser

MODEL	MSRP
CL4250SD/O*	\$12,170
CL4250SD/S/T	\$14,250
CL4250SD/S/P	\$14,250

\*Flush inset and framed design options are achieved by specifying an overlay model. Overlay models include a grille frame that accepts a classic louvered, solid stainless, pro louvered or custom panel insert.

### SPECIFICATIONS

Overall Dimensions	42"W (1067) x 84"H (2134) x 24"D (610)
Refrigerator Capacity	15.1 cu ft (427 L)
Freezer Capacity	8.9 cu ft (251 L)
Shipping Weight	632 lbs (287 kg)
Annual Energy Usage	\$98 (817 kWh)

### FEATURES

- Split Climate™ intelligent cooling system
- ClearSight™ LED lighting with Night Mode
- Stainless accents

#### Refrigerator

- 4 adjustable glass shelves
- 4 crisper drawers with removable dividers
- 2 stationary and 3 adjustable door shelves
- Flip-up dairy compartment
- Air purification system

#### Freezer

- Automatic ice maker with external dispenser
- 2 adjustable wire shelves
- 5 adjustable door shelves
- 3 storage drawers
- Fold-up shelf
- Water filtration system

## Accessories

### Grilles

FINISHED HEIGHT	NUMBER	MSRP
<b>Overlay or Flush Inset</b>		
84" (2134) Grille Frame	9044753	\$305
<b>Stainless Steel</b>		
84" (2134) Pro Louvered	9044757	\$540

### Single Flush Inset – Stainless Steel

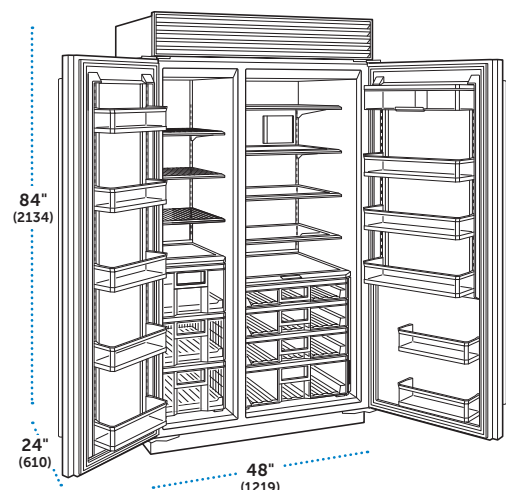
DESCRIPTION	NUMBER	MSRP
<b>Grilles</b>		
84" (2134) Solid SS	9036855	\$330
84" (2134) Pro Louvered	9045095	\$420
<b>Pro Handle</b>		
Refrigerator Door Panel	9036858	\$960
Freezer Door Panel	9036860	\$830
<b>Tubular Handle</b>		
Refrigerator Door Panel	9036862	\$915
Freezer Door Panel	9036863	\$830

### Miscellaneous

DESCRIPTION	NUMBER	MSRP
<b>Mounting Kits</b>		
Custom Front Panel	9044760	\$260
Custom Side Panel	7003407	\$130
<b>Side Panels</b>		
Stainless Steel (1)	9044759	\$870
Stainless Steel Kickplate	9038633	\$50
Egg Container	7007506	\$35
90° Door Stop	7005865	N/C
<b>Filters and Cartridges</b>		
Water Filter	4204490	\$55
Water Filter (20)	7031688	N/A
Air Purification Cartridge	7042798	\$55
Air Purification Cartridge (50)	7042799	N/A



# Classic Series Refrigeration



## 48" Side-by-Side

MODEL	MSRP
CL4850S/O*	\$12,365
CL4850S/S/T	\$14,565
CL4850S/S/P	\$14,565

\*Flush inset and framed design options are achieved by specifying an overlay model. Overlay models include a grille frame that accepts a classic louvered, solid stainless, pro louvered or custom panel insert.

†This model is not ENERGY STAR® certified.

### SPECIFICATIONS

Overall Dimensions	48"W (1219) x 84"H (2134) x 24"D (610)
Refrigerator Capacity	18.7 cu ft (531 L)
Freezer Capacity	10.4 cu ft (294 L)
Shipping Weight	700 lbs (318 kg)
Annual Energy Usage	\$98 (820 kWh)

### FEATURES

- Split Climate™ intelligent cooling system
- ClearSight™ LED lighting with Night Mode
- Stainless accents

#### Refrigerator

- 4 adjustable glass shelves
- 4 crisper drawers with removable dividers
- 2 stationary and 3 adjustable door shelves
- Flip-up dairy compartment
- Air purification system

#### Freezer

- Ice drawer with automatic ice maker
- 3 adjustable wire shelves
- 5 adjustable door shelves
- 2 storage drawers
- Water filtration system

## Accessories

### Grilles

FINISHED HEIGHT	NUMBER	MSRP
<b>Overlay or Flush Inset</b>		
84" (2134) Grille Frame	9044754	\$315
<b>Stainless Steel</b>		
84" (2134) Pro Louvered	9044758	\$555

### Single Flush Inset – Stainless Steel

DESCRIPTION	NUMBER	MSRP
<b>Grilles</b>		
84" (2134) Solid SS	9036856	\$370
84" (2134) Pro Louvered	9045096	\$440
<b>Pro Handle</b>		
Refrigerator Door Panel	9036864	\$950
Freezer Door Panel	9036866	\$865
<b>Tubular Handle</b>		
Refrigerator Door Panel	9036867	\$950
Freezer Door Panel	9036869	\$865

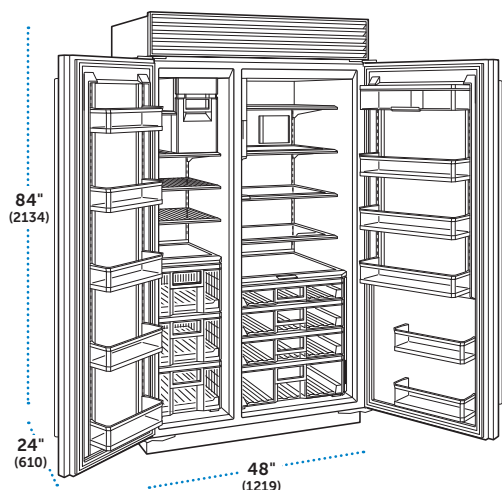
### Retrofit Panel Kit

DESCRIPTION	NUMBER	MSRP
<b>Overlay or Flush Inset</b>		
48" (1219) Retrofit Panel Kit	9038297	\$400

Retrofit existing Built-In (BI) Series panels onto a new Classic (CL) Series model. Grille panel must be reduced in height by 1½" (38).

### Miscellaneous

DESCRIPTION	NUMBER	MSRP
<b>Mounting Kits</b>		
Custom Front Panel	9044760	\$260
Custom Side Panel	7003407	\$130
<b>Side Panels</b>		
Stainless Steel (1)	9044759	\$870
Stainless Steel Kickplate	9038634	\$50
Egg Container	7007506	\$35
90° Door Stop	7005865	N/C
<b>Filters and Cartridges</b>		
Water Filter	4204490	\$55
Water Filter (20)	7031688	N/A
Air Purification Cartridge	7042798	\$55
Air Purification Cartridge (50)	7042799	N/A



## 48" Side-by-Side with Internal Dispenser

MODEL	MSRP
CL4850SID/O*	\$13,120
CL4850SID/S/T	\$15,320
CL4850SID/S/P	\$15,320

\*Flush inset and framed design options are achieved by specifying an overlay model. Overlay models include a grille frame that accepts a classic louvered, solid stainless, pro louvered or custom panel insert.

### SPECIFICATIONS

Overall Dimensions	48"W (1219) x 84"H (2134) x 24"D (610)
Refrigerator Capacity	18.3 cu ft (519 L)
Freezer Capacity	10.5 cu ft (297 L)
Shipping Weight	705 lbs (320 kg)
Annual Energy Usage	\$98 (817 kWh)

### FEATURES

- Split Climate™ intelligent cooling system
- ClearSight™ LED lighting with Night Mode
- Stainless accents

#### Refrigerator

- 4 adjustable glass shelves
- 4 crisper drawers with removable dividers
- 2 stationary and 3 adjustable door shelves
- Flip-up dairy compartment
- Air purification system
- Internal ice and water dispenser

#### Freezer

- 2 adjustable wire shelves
- 5 adjustable door shelves
- 3 storage drawers
- Fold-up shelf
- Water filtration system

## Accessories

### Grilles

FINISHED HEIGHT	NUMBER	MSRP
<b>Overlay or Flush Inset</b>		
84" (2134) Grille Frame	9044754	\$315
<b>Stainless Steel</b>		
84" (2134) Pro Louvered	9044758	\$555

### Single Flush Inset – Stainless Steel

DESCRIPTION	NUMBER	MSRP
<b>Grilles</b>		
84" (2134) Solid SS	9036856	\$370
84" (2134) Pro Louvered	9045096	\$440
<b>Pro Handle</b>		
Refrigerator Door Panel	9036864	\$950
Freezer Door Panel	9036866	\$865
<b>Tubular Handle</b>		
Refrigerator Door Panel	9036867	\$950
Freezer Door Panel	9036869	\$865

### Retrofit Panel Kit

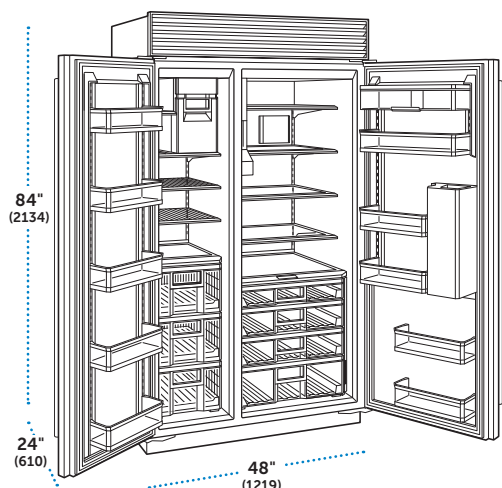
DESCRIPTION	NUMBER	MSRP
<b>Overlay or Flush Inset</b>		
48" (1219) Retrofit Panel Kit	9038297	\$400

Retrofit existing Built-In (BI) Series panels onto a new Classic (CL) Series model. Grille panel must be reduced in height by 1½" (38).

### Miscellaneous

DESCRIPTION	NUMBER	MSRP
<b>Mounting Kits</b>		
Custom Front Panel	9044760	\$260
Custom Side Panel	7003407	\$130
<b>Side Panels</b>		
Stainless Steel (1)	9044759	\$870
Stainless Steel Kickplate	9038634	\$50
Egg Container	7007506	\$35
90° Door Stop	7005865	N/C
<b>Filters and Cartridges</b>		
Water Filter	4204490	\$55
Water Filter (20)	7031688	N/A
Air Purification Cartridge	7042798	\$55
Air Purification Cartridge (50)	7042799	N/A

# Classic Series Refrigeration



## 48" Side-by-Side with Dispenser

MODEL	MSRP
CL4850SD/O*	\$13,120
CL4850SD/S/T	\$15,320
CL4850SD/S/P	\$15,320

\*Flush inset and framed design options are achieved by specifying an overlay model. Overlay models include a grille frame that accepts a classic louvered, solid stainless, pro louvered or custom panel insert.

### SPECIFICATIONS

Overall Dimensions	48"W (1219) x 84"H (2134) x 24"D (610)
Refrigerator Capacity	17.9 cu ft (506 L)
Freezer Capacity	10.5 cu ft (297 L)
Shipping Weight	712 lbs (323 kg)
Annual Energy Usage	\$105 (875 kWh)

### FEATURES

- Split Climate™ intelligent cooling system
- ClearSight™ LED lighting with Night Mode
- Stainless accents

#### Refrigerator

- 4 adjustable glass shelves
- 4 crisper drawers with removable dividers
- 2 stationary and 3 adjustable door shelves
- Flip-up dairy compartment
- Air purification system

#### Freezer

- Automatic ice maker with external dispenser
- 2 adjustable wire shelves
- 5 adjustable door shelves
- 3 storage drawers
- Fold-up shelf
- Water filtration system

## Accessories

### Grilles

FINISHED HEIGHT	NUMBER	MSRP
<b>Overlay or Flush Inset</b>		
84" (2134) Grille Frame	9044754	\$315
<b>Stainless Steel</b>		
84" (2134) Pro Louvered	9044758	\$555

### Single Flush Inset – Stainless Steel

DESCRIPTION	NUMBER	MSRP
<b>Grilles</b>		
84" (2134) Solid SS	9036856	\$370
84" (2134) Pro Louvered	9045096	\$440
<b>Pro Handle</b>		
Refrigerator Door Panel	9036865	\$950
Freezer Door Panel	9036866	\$865
<b>Tubular Handle</b>		
Refrigerator Door Panel	9036868	\$950
Freezer Door Panel	9036869	\$865

### Miscellaneous

DESCRIPTION	NUMBER	MSRP
<b>Mounting Kits</b>		
Custom Front Panel	9044760	\$260
Custom Side Panel	7003407	\$130
<b>Side Panels</b>		
Stainless Steel (1)	9044759	\$870
Stainless Steel Kickplate	9038634	\$50
Egg Container	7007506	\$35
90° Door Stop	7005865	N/C
<b>Filters and Cartridges</b>		
Water Filter	4204490	\$55
Water Filter (20)	7031688	N/A
Air Purification Cartridge	7042798	\$55
Air Purification Cartridge (50)	7042799	N/A

Designer Series Refrigeration

Sub-Zero Designer Series models are installed flush to merge seamlessly into their surroundings, making them as practical and beautiful in the master suite, bar, or theatre as in the kitchen. For a more traditional look, Designer Series units can be fitted with stainless steel accessory panels.

MODEL NUMBER KEY

Designer Series Column	DEC
Designer Series Tall	DET
All Refrigerator	R
All Freezer	F
Combination Refrigerator/Freezer	C
Internal Dispenser	ID
Ice Maker	I
Right-Hinge	/R
Left-Hinge	/L

Models are shown with stainless steel panels and tubular handles.

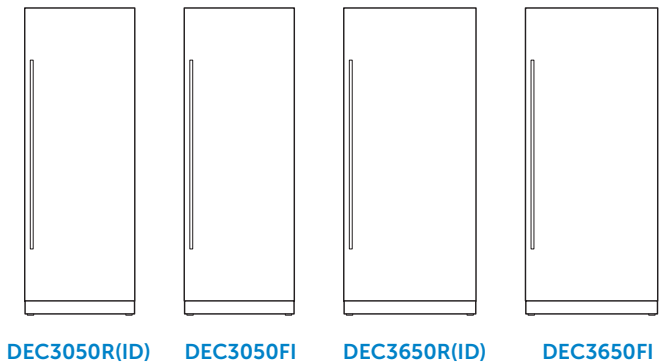
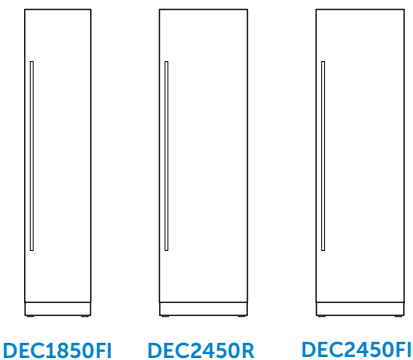
Specify right-hinge (/R) or left-hinge (/L) door when ordering.

Overall dimensions do not include panels or handles.

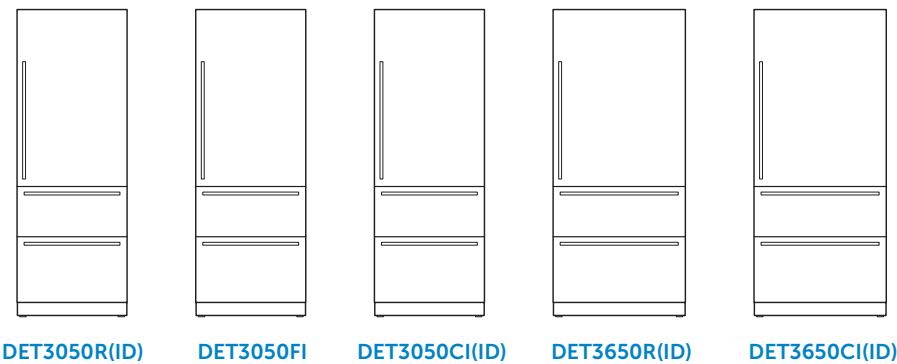
Dimensions will vary with panel thickness.

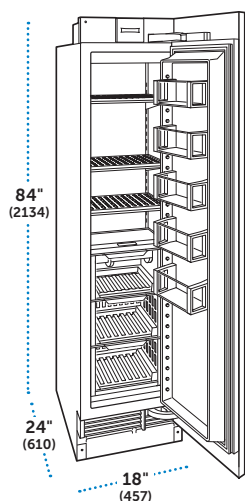
Annual energy usage is based on 12 cents per kilowatt hour.

Column Models



Tall Models





## 18" All Freezer – Column

MODEL	MSRP
DEC1850FI	\$8,205

### SPECIFICATIONS

Overall Dimensions	18"W (457) x 84"H (2134) x 24"D (610)
Freezer Capacity	8.8 cu ft (248 L)
Shipping Weight	285 lbs (129 kg)
Annual Energy Usage	\$60 (497 kWh)

### FEATURES

- ClearSight™ LED lighting with Night Mode
- Stainless accents
- 3 adjustable wire shelves
- 2 storage drawers with adjustable dividers
- 5 adjustable door shelves
- Ice drawer with automatic ice maker
- Water filtration system

## Accessories

### Stainless Steel Door Panels

DESCRIPTION	NUMBER	MSRP
84" (2134) Fin Height – 4" (102) Toe Kick		
Tubular Handle / RH	7025372	\$625
Tubular Handle / LH	7025373	\$625
Pro Handle / RH	7025324	\$625
Pro Handle / LH	7025325	\$625

### Dual Installation

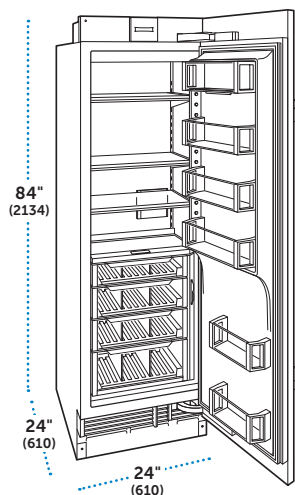
DESCRIPTION	NUMBER	MSRP
Dual Installation Kits		
Handle-to-Handle	7023628	\$270
Handle-to-Hinge	7029829	\$270
Hinge-to-Hinge	7029830	\$270

### Kickplates

36" (914) Stainless Steel	7026837	\$65
42" (1067) Stainless Steel	7027399	\$65
48" (1219) Stainless Steel	7026838	\$65
54" (1372) Stainless Steel	7026839	\$65

### Miscellaneous

DESCRIPTION	NUMBER	MSRP
Enclosure Panel		
Stainless Steel Side (1)	7031340	\$1,115
Reduced Toe Kick Divider	7029956	\$50
Filters		
Water Filter	4204490	\$55
Water Filter (20)	7031688	N/A



## 24" All Refrigerator – Column

MODEL	MSRP
DEC2450R	\$8,795

### SPECIFICATIONS

Overall Dimensions	24"W (610) x 84"H (2134) x 24"D (610)
Refrigerator Capacity	13.3 cu ft (377 L)
Shipping Weight	365 lbs (166 kg)
Annual Energy Usage	\$36 (302 kWh)

### FEATURES

- Split Climate™ intelligent cooling system
- ClearSight™ LED lighting with Night Mode
- Stainless accents
- 3 adjustable glass shelves
- 4 soft-close crisper drawers with adjustable dividers
- 3 adjustable and 2 stationary door shelves
- Flip-up dairy compartment
- Air purification system

## Accessories

### Stainless Steel Door Panels

DESCRIPTION	NUMBER	MSRP
84" (2134) Fin Height – 4" (102) Toe Kick		
Tubular Handle / RH	7023710	\$750
Tubular Handle / LH	7023711	\$750
Pro Handle / RH	7025320	\$750
Pro Handle / LH	7025321	\$750

### Dual Installation

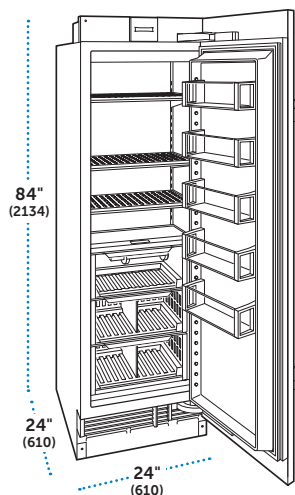
DESCRIPTION	NUMBER	MSRP
Dual Installation Kits		
Handle-to-Handle	7023628	\$270
Handle-to-Hinge	7029829	\$270
Hinge-to-Hinge	7029830	\$270

### Kickplates

42" (1067) Stainless Steel	7027399	\$65
48" (1219) Stainless Steel	7026838	\$65
54" (1372) Stainless Steel	7026839	\$65
60" (1524) Stainless Steel	7026840	\$75

### Miscellaneous

DESCRIPTION	NUMBER	MSRP
Enclosure Panel		
Stainless Steel Side (1)	7031340	\$1,115
Reduced Toe Kick Divider	7029956	\$50
Egg Container	7007506	\$35
Cartridges		
Air Purification Cartridge	7042798	\$55
Air Purification Cartridge (50)	7042799	N/A



## 24" All Freezer – Column

MODEL	MSRP
DEC2450FI	\$8,795

### SPECIFICATIONS

Overall Dimensions	24"W (610) x 84"H (2134) x 24"D (610)
Freezer Capacity	12.4 cu ft (351 L)
Shipping Weight	365 lbs (166 kg)
Annual Energy Usage	\$61 (512 kWh)

### FEATURES

- ClearSight™ LED lighting with Night Mode
- Stainless accents
- 3 adjustable wire shelves
- 2 storage drawers with adjustable dividers
- 5 adjustable door shelves
- Ice drawer with automatic ice maker
- Water filtration system

## Accessories

### Stainless Steel Door Panels

DESCRIPTION	NUMBER	MSRP
84" (2134) Fin Height – 4" (102) Toe Kick		
Tubular Handle / RH	7023710	\$750
Tubular Handle / LH	7023711	\$750
Pro Handle / RH	7025320	\$750
Pro Handle / LH	7025321	\$750

### Dual Installation

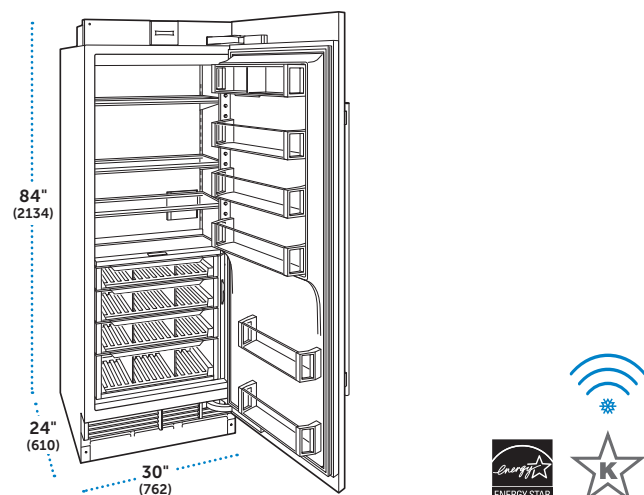
DESCRIPTION	NUMBER	MSRP
Dual Installation Kits		
Handle-to-Handle	7023628	\$270
Handle-to-Hinge	7029829	\$270
Hinge-to-Hinge	7029830	\$270

### Kickplates

42" (1067) Stainless Steel	7027399	\$65
48" (1219) Stainless Steel	7026838	\$65
54" (1372) Stainless Steel	7026839	\$65
60" (1524) Stainless Steel	7026840	\$75

### Miscellaneous

DESCRIPTION	NUMBER	MSRP
Enclosure Panel		
Stainless Steel Side (1)	7031340	\$1,115
Reduced Toe Kick Divider	7029956	\$50
Filters		
Water Filter	4204490	\$55
Water Filter (20)	7031688	N/A



## 30" All Refrigerator – Column

MODEL	MSRP
DEC3050R	\$9,305
DEC3050RID	\$9,745

### SPECIFICATIONS

Overall Dimensions	30"W (762) x 84"H (2134) x 24"D (610)
Refrigerator Capacity	17.5 cu ft (496 L)
Shipping Weight	425 lbs (193 kg)
Annual Energy Usage	\$40 (332 kWh)

### FEATURES

- Split Climate™ intelligent cooling system
- ClearSight™ LED lighting with Night Mode
- Stainless accents
- 3 adjustable glass shelves
- 4 soft-close crisper drawers with adjustable dividers
- 3 adjustable and 2 stationary door shelves
- Flip-up dairy compartment
- Air purification system
- Internal water dispenser (DEC3050RID)
- Water filtration system (DEC3050RID)

## Accessories

### Stainless Steel Door Panels

DESCRIPTION	NUMBER	MSRP
84" (2134) Fin Height – 4" (102) Toe Kick		
Tubular Handle / RH	7023626	\$870
Tubular Handle / LH	7023627	\$870
Pro Handle / RH	7025304	\$870
Pro Handle / LH	7025305	\$870

### Dual Installation

DESCRIPTION	NUMBER	MSRP
Dual Installation Kits		
Handle-to-Handle	7023628	\$270
Handle-to-Hinge	7029829	\$270
Hinge-to-Hinge	7029830	\$270

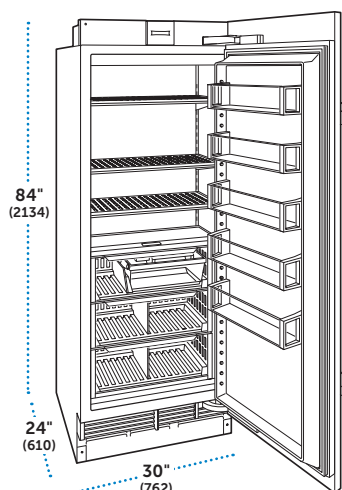
### Kickplates

48" (1219) Stainless Steel	7026838	\$65
54" (1372) Stainless Steel	7026839	\$65
60" (1524) Stainless Steel	7026840	\$75
66" (1676) Stainless Steel	7026841	\$85

### Miscellaneous

DESCRIPTION	NUMBER	MSRP
Enclosure Panel		
Stainless Steel Side (1)	7031340	\$1,115
Reduced Toe Kick Divider	7029956	\$50
Egg Container	7007506	\$35
Filters and Cartridges		
Water Filter	4204490	\$55
Water Filter (20)	7031688	N/A
Air Purification Cartridge	7042798	\$55
Air Purification Cartridge (50)	7042799	N/A





## 30" All Freezer – Column

MODEL	MSRP
DEC3050FI	\$9,305

### SPECIFICATIONS

Overall Dimensions	30"W (762) x 84"H (2134) x 24"D (610)
Freezer Capacity	15.5 cu ft (439 L)
Shipping Weight	425 lbs (193 kg)
Annual Energy Usage	\$67 (561 kWh)

### FEATURES

- ClearSight™ LED lighting with Night Mode
- Stainless accents
- 3 adjustable wire shelves
- 3 storage drawers
- 5 adjustable door shelves
- Automatic ice maker with removable ice container
- Water filtration system

## Accessories

### Stainless Steel Door Panels

DESCRIPTION	NUMBER	MSRP
84" (2134) Fin Height – 4" (102) Toe Kick		
Tubular Handle / RH	7023626	\$870
Tubular Handle / LH	7023627	\$870
Pro Handle / RH	7025304	\$870
Pro Handle / LH	7025305	\$870

### Dual Installation

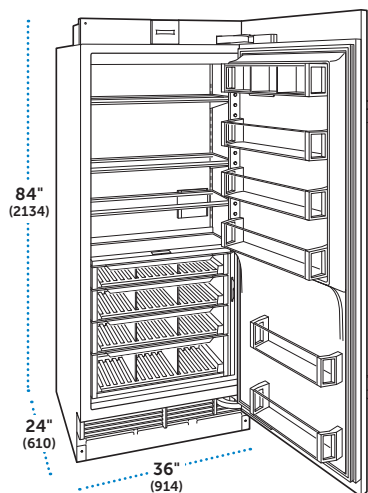
DESCRIPTION	NUMBER	MSRP
Dual Installation Kits		
Handle-to-Handle	7023628	\$270
Handle-to-Hinge	7029829	\$270
Hinge-to-Hinge	7029830	\$270

### Kickplates

48" (1219) Stainless Steel	7026838	\$65
54" (1372) Stainless Steel	7026839	\$65
60" (1524) Stainless Steel	7026840	\$75
66" (1676) Stainless Steel	7026841	\$85

### Miscellaneous

DESCRIPTION	NUMBER	MSRP
Enclosure Panel		
Stainless Steel Side (1)	7031340	\$1,115
Reduced Toe Kick Divider	7029956	\$50
Filters		
Water Filter	4204490	\$55
Water Filter (20)	7031688	N/A



## 36" All Refrigerator – Column

MODEL	MSRP
DEC3650R	\$9,815
DEC3650RID	\$10,255

### SPECIFICATIONS

Overall Dimensions	36"W (914) x 84"H (2134) x 24"D (610)
Refrigerator Capacity	21.7 cu ft (614 L)
Shipping Weight	485 lbs (220 kg)
Annual Energy Usage	\$43 (362 kWh)

### FEATURES

- Split Climate™ intelligent cooling system
- ClearSight™ LED lighting with Night Mode
- Stainless accents
- 3 adjustable glass shelves
- 4 soft-close crisper drawers with adjustable dividers
- 3 adjustable and 2 stationary door shelves
- Flip-up dairy compartment
- Air purification system
- Internal water dispenser (DEC3650RID)
- Water filtration system (DEC3650RID)

## Accessories

### Stainless Steel Door Panels

DESCRIPTION	NUMBER	MSRP
84" (2134) Fin Height – 4" (102) Toe Kick		
Tubular Handle / RH	7025366	\$985
Tubular Handle / LH	7025367	\$985
Pro Handle / RH	7025316	\$985
Pro Handle / LH	7025317	\$985

### Dual Installation

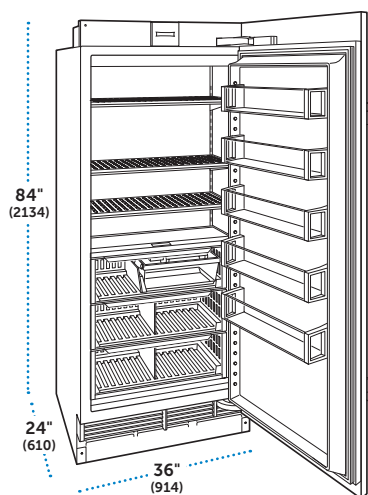
DESCRIPTION	NUMBER	MSRP
Dual Installation Kits		
Handle-to-Handle	7023628	\$270
Handle-to-Hinge	7029829	\$270
Hinge-to-Hinge	7029830	\$270

### Kickplates

54" (1372) Stainless Steel	7026839	\$65
60" (1524) Stainless Steel	7026840	\$75
66" (1676) Stainless Steel	7026841	\$85
72" (1829) Stainless Steel	7026842	\$85

### Miscellaneous

DESCRIPTION	NUMBER	MSRP
Enclosure Panel		
Stainless Steel Side (1)	7031340	\$1,115
Reduced Toe Kick Divider	7029956	\$50
Egg Container	7007506	\$35
Filters and Cartridges		
Water Filter	4204490	\$55
Water Filter (20)	7031688	N/A
Air Purification Cartridge	7042798	\$55
Air Purification Cartridge (50)	7042799	N/A



## 36" All Freezer – Column

MODEL	MSRP
DEC3650FI	\$9,815

### SPECIFICATIONS

Overall Dimensions	36"W (914) x 84"H (2134) x 24"D (610)
Freezer Capacity	19.4 cu ft (548 L)
Shipping Weight	485 lbs (220 kg)
Annual Energy Usage	\$75 (621 kWh)

### FEATURES

- ClearSight™ LED lighting with Night Mode
- Stainless accents
- 3 adjustable wire shelves
- 3 storage drawers
- 5 adjustable door shelves
- Automatic ice maker with removable ice container
- Water filtration system

## Accessories

### Stainless Steel Door Panels

DESCRIPTION	NUMBER	MSRP
84" (2134) Fin Height – 4" (102) Toe Kick		
Tubular Handle / RH	7025366	\$985
Tubular Handle / LH	7025367	\$985
Pro Handle / RH	7025316	\$985
Pro Handle / LH	7025317	\$985

### Dual Installation

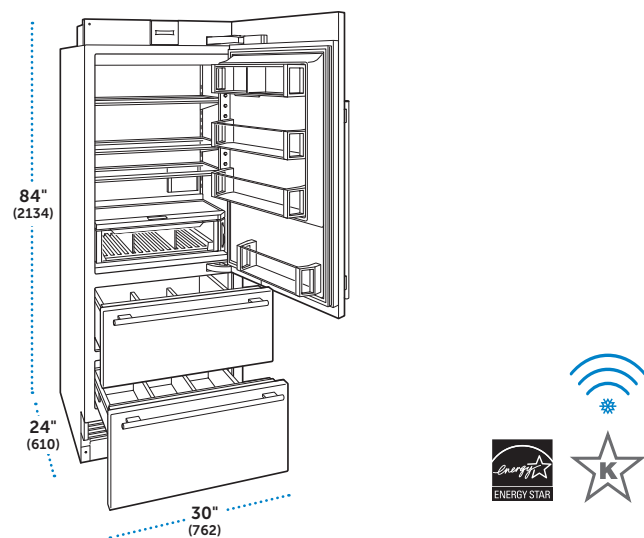
DESCRIPTION	NUMBER	MSRP
Dual Installation Kits		
Handle-to-Handle	7023628	\$270
Handle-to-Hinge	7029829	\$270
Hinge-to-Hinge	7029830	\$270

### Kickplates

54" (1372) Stainless Steel	7026839	\$65
60" (1524) Stainless Steel	7026840	\$75
66" (1676) Stainless Steel	7026841	\$85
72" (1829) Stainless Steel	7026842	\$85

### Miscellaneous

DESCRIPTION	NUMBER	MSRP
Enclosure Panel		
Stainless Steel Side (1)	7031340	\$1,115
Reduced Toe Kick Divider	7029956	\$50
Filters		
Water Filter	4204490	\$55
Water Filter (20)	7031688	N/A



## 30" All Refrigerator – Tall

MODEL	MSRP
DET3050R	\$9,895
DET3050RID	\$10,335

### SPECIFICATIONS

Overall Dimensions	30"W (762) x 84"H (2134) x 24"D (610)
Refrigerator Capacity	16.4 cu ft (466 L)
Shipping Weight	400 lbs (181 kg)
Annual Energy Usage	\$39 (324 kWh)

### FEATURES

- Split Climate™ intelligent cooling system
- ClearSight™ LED lighting with Night Mode
- Stainless accents
- 3 adjustable glass shelves
- Crisper drawer with dividers and sliding cover
- 1 deli drawer with adjustable dividers
- 1 stationary and 2 adjustable door shelves
- Flip-up dairy compartment
- Air purification system
- Internal water dispenser (DET3050RID)
- Water filtration system (DET3050RID)

## Accessories

### Stainless Steel Door Panels

DESCRIPTION	NUMBER	MSRP
<b>84" (2134) Finished Height</b>		
Tubular Handle / RH	7023706	\$750
Tubular Handle / LH	7023707	\$750
Pro Handle / RH	7025312	\$750
Pro Handle / LH	7025313	\$750

### Stainless Steel Drawer Panels (2-panel set)

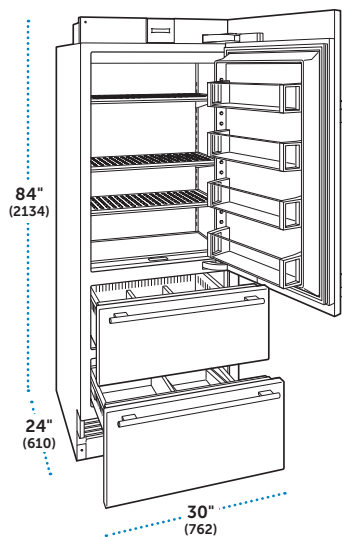
DESCRIPTION	NUMBER	MSRP
<b>4" (102) Toe Kick</b>		
Tubular Handle	7023702	\$625
Pro Handle	7025308	\$625

### Dual Installation

DESCRIPTION	NUMBER	MSRP
<b>Dual Installation Kits</b>		
Handle-to-Handle	7023628	\$270
Handle-to-Hinge	7029829	\$270
Hinge-to-Hinge	7029830	\$270
<b>Kickplates</b>		
48" (1219) Stainless Steel	7026838	\$65
54" (1372) Stainless Steel	7026839	\$65
60" (1524) Stainless Steel	7026840	\$75
66" (1676) Stainless Steel	7026841	\$85

### Miscellaneous

DESCRIPTION	NUMBER	MSRP
<b>Enclosure Panel</b>		
Stainless Steel Side (1)	7031340	\$1,115
<b>Mounting Kit</b>		
Drawer Panel Support	7028082	\$20
Reduced Toe Kick Divider	7029956	\$50
Egg Container	7007506	\$35
<b>Filters and Cartridges</b>		
Water Filter	4204490	\$55
Water Filter (20)	7031688	N/A
Air Purification Cartridge	7042798	\$55
Air Purification Cartridge (50)	7042799	N/A



## 30" All Freezer – Tall

MODEL	MSRP
DET3050FI	\$10,010

### SPECIFICATIONS

Overall Dimensions	30"W (762) x 84"H (2134) x 24"D (610)
Freezer Capacity	15.0 cu ft (426 L)
Shipping Weight	400 lbs (181 kg)
Annual Energy Usage	\$73 (606 kWh)

### FEATURES

- ClearSight™ LED lighting with Night Mode
- Stainless accents
- 3 adjustable wire shelves
- 4 adjustable door shelves
- 2 full-extension freezer drawers; one with adjustable dividers
- Automatic ice maker with removable ice container
- Water filtration system

## Accessories

### Stainless Steel Door Panels

DESCRIPTION	NUMBER	MSRP
<b>84" (2134) Finished Height</b>		
Tubular Handle / RH	7023706	\$750
Tubular Handle / LH	7023707	\$750
Pro Handle / RH	7025312	\$750
Pro Handle / LH	7025313	\$750

### Stainless Steel Drawer Panels (2-panel set)

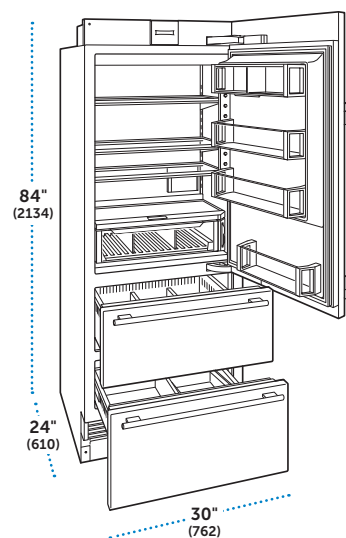
DESCRIPTION	NUMBER	MSRP
<b>4" (102) Toe Kick</b>		
Tubular Handle	7023702	\$625
Pro Handle	7025308	\$625

### Dual Installation

DESCRIPTION	NUMBER	MSRP
<b>Dual Installation Kits</b>		
Handle-to-Handle	7023628	\$270
Handle-to-Hinge	7029829	\$270
Hinge-to-Hinge	7029830	\$270
<b>Kickplates</b>		
48" (1219) Stainless Steel	7026838	\$65
54" (1372) Stainless Steel	7026839	\$65
60" (1524) Stainless Steel	7026840	\$75
66" (1676) Stainless Steel	7026841	\$85

### Miscellaneous

DESCRIPTION	NUMBER	MSRP
<b>Enclosure Panel</b>		
Stainless Steel Side (1)	7031340	\$1,115
<b>Mounting Kit</b>		
Drawer Panel Support	7028082	\$20
Reduced Toe Kick Divider	7029956	\$50
<b>Filters</b>		
Water Filter	4204490	\$55
Water Filter (20)	7031688	N/A



## 30" Combination – Tall

MODEL	MSRP
DET3050CI	\$10,125
DET3050CIID	\$10,565

### SPECIFICATIONS

Overall Dimensions	30"W (762) x 84"H (2134) x 24"D (610)
Refrigerator Capacity	10.7 cu ft (303 L)
Freezer Capacity	4.9 cu ft (139 L)
Shipping Weight	400 lbs (181 kg)
Annual Energy Usage	\$72 (602 kWh)

### FEATURES

- Split Climate™ intelligent cooling system
- ClearSight™ LED lighting with Night Mode
- Stainless accents
- 2 temperature zones

#### Refrigerator

- 3 adjustable glass shelves
- Crisper drawer with dividers
- 1 stationary and 2 adjustable door shelves
- Flip-up dairy compartment
- Air purification system
- Internal water dispenser (DET3050CIID)

#### Freezer

- 2 full-extension freezer drawers; one with adjustable dividers
- Automatic ice maker with removable ice container
- Water filtration system

## Accessories

### Stainless Steel Door Panels

DESCRIPTION	NUMBER	MSRP
<b>84" (2134) Finished Height</b>		
Tubular Handle / RH	7023706	\$750
Tubular Handle / LH	7023707	\$750
Pro Handle / RH	7025312	\$750
Pro Handle / LH	7025313	\$750

### Stainless Steel Drawer Panels (2-panel set)

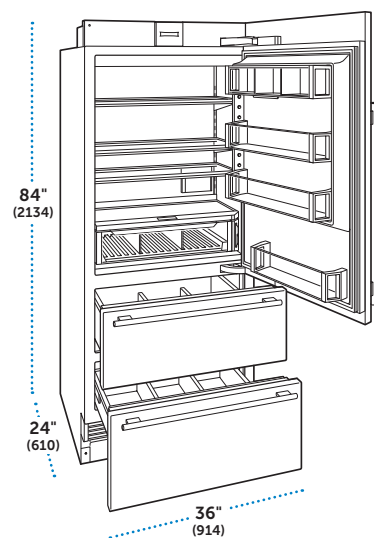
DESCRIPTION	NUMBER	MSRP
<b>4" (102) Toe Kick</b>		
Tubular Handle	7023702	\$625
Pro Handle	7025308	\$625

### Dual Installation

DESCRIPTION	NUMBER	MSRP
<b>Dual Installation Kits</b>		
Handle-to-Handle	7023628	\$270
Handle-to-Hinge	7029829	\$270
Hinge-to-Hinge	7029830	\$270
<b>Kickplates</b>		
48" (1219) Stainless Steel	7026838	\$65
54" (1372) Stainless Steel	7026839	\$65
60" (1524) Stainless Steel	7026840	\$75
66" (1676) Stainless Steel	7026841	\$85

### Miscellaneous

DESCRIPTION	NUMBER	MSRP
<b>Enclosure Panel</b>		
Stainless Steel Side (1)	7031340	\$1,115
<b>Mounting Kit</b>		
Drawer Panel Support	7028082	\$20
Reduced Toe Kick Divider	7029956	\$50
Egg Container	7007506	\$35
<b>Filters and Cartridges</b>		
Water Filter	4204490	\$55
Water Filter (20)	7031688	N/A
Air Purification Cartridge	7042798	\$55
Air Purification Cartridge (50)	7042799	N/A



## 36" All Refrigerator – Tall

MODEL	MSRP
DET3650R	\$10,405
DET3650RID	\$10,845

### SPECIFICATIONS

Overall Dimensions	36"W (914) x 84"H (2134) x 24"D (610)
Refrigerator Capacity	20.4 cu ft (578 L)
Shipping Weight	460 lbs (209 kg)
Annual Energy Usage	\$42 (353 kWh)

### FEATURES

- Split Climate™ intelligent cooling system
- ClearSight™ LED lighting with Night Mode
- Stainless accents
- 3 adjustable glass shelves
- Crisper drawer with dividers and sliding cover
- 1 deli drawer with adjustable dividers
- 1 stationary and 2 adjustable door shelves
- Flip-up dairy compartment
- Air purification system
- Internal water dispenser (DET3650RID)
- Water filtration system (DET3650RID)

## Accessories

### Stainless Steel Door Panels

DESCRIPTION	NUMBER	MSRP
<b>84" (2134) Finished Height</b>		
Tubular Handle / RH	7023708	\$835
Tubular Handle / LH	7023709	\$835
Pro Handle / RH	7025314	\$835
Pro Handle / LH	7025315	\$835

### Stainless Steel Drawer Panels (2-panel set)

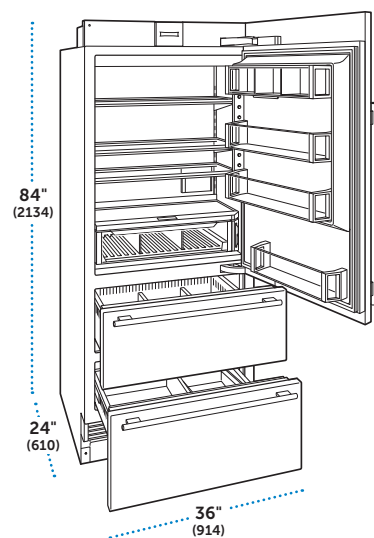
DESCRIPTION	NUMBER	MSRP
<b>4" (102) Toe Kick</b>		
Tubular Handle	7023704	\$660
Pro Handle	7025310	\$660

### Dual Installation

DESCRIPTION	NUMBER	MSRP
<b>Dual Installation Kits</b>		
Handle-to-Handle	7023628	\$270
Handle-to-Hinge	7029829	\$270
Hinge-to-Hinge	7029830	\$270
<b>Kickplates</b>		
54" (1372) Stainless Steel	7026839	\$65
60" (1524) Stainless Steel	7026840	\$75
66" (1676) Stainless Steel	7026841	\$85
72" (1829) Stainless Steel	7026842	\$85

### Miscellaneous

DESCRIPTION	NUMBER	MSRP
<b>Enclosure Panel</b>		
Stainless Steel Side (1)	7031340	\$1,115
<b>Mounting Kit</b>		
Drawer Panel Support	7028082	\$20
Reduced Toe Kick Divider	7029956	\$50
Egg Container	7007506	\$35
<b>Filters and Cartridges</b>		
Water Filter	4204490	\$55
Water Filter (20)	7031688	N/A
Air Purification Cartridge	7042798	\$55
Air Purification Cartridge (50)	7042799	N/A



## 36" Combination – Tall

MODEL	MSRP
DET3650CI	\$10,635
DET3650CIID	\$11,075

### SPECIFICATIONS

Overall Dimensions	36"W (914) x 84"H (2134) x 24"D (610)
Refrigerator Capacity	13.3 cu ft (376 L)
Freezer Capacity	6.3 cu ft (178 L)
Shipping Weight	460 lbs (209 kg)
Annual Energy Usage	\$78 (649 kWh)

### FEATURES

- Split Climate™ intelligent cooling system
- ClearSight™ LED lighting with Night Mode
- Stainless accents
- 2 temperature zones

#### Refrigerator

- 3 adjustable glass shelves
- Crisper drawer with dividers
- 1 stationary and 2 adjustable door shelves
- Flip-up dairy compartment
- Air purification system
- Internal water dispenser (DET3650CIID)

#### Freezer

- 2 full-extension freezer drawers; one with adjustable dividers
- Automatic ice maker with removable ice container
- Water filtration system

## Accessories

### Stainless Steel Door Panels

DESCRIPTION	NUMBER	MSRP
<b>84" (2134) Finished Height</b>		
Tubular Handle / RH	7023708	\$835
Tubular Handle / LH	7023709	\$835
Pro Handle / RH	7025314	\$835
Pro Handle / LH	7025315	\$835

### Stainless Steel Drawer Panels (2-panel set)

DESCRIPTION	NUMBER	MSRP
<b>4" (102) Toe Kick</b>		
Tubular Handle	7023704	\$660
Pro Handle	7025310	\$660

### Dual Installation

DESCRIPTION	NUMBER	MSRP
<b>Dual Installation Kits</b>		
Handle-to-Handle	7023628	\$270
Handle-to-Hinge	7029829	\$270
Hinge-to-Hinge	7029830	\$270
<b>Kickplates</b>		
54" (1372) Stainless Steel	7026839	\$65
60" (1524) Stainless Steel	7026840	\$75
66" (1676) Stainless Steel	7026841	\$85
72" (1829) Stainless Steel	7026842	\$85

### Miscellaneous

DESCRIPTION	NUMBER	MSRP
<b>Enclosure Panel</b>		
Stainless Steel Side (1)	7031340	\$1,115
<b>Mounting Kit</b>		
Drawer Panel Support	7028082	\$20
Reduced Toe Kick Divider	7029956	\$50
Egg Container	7007506	\$35
<b>Filters and Cartridges</b>		
Water Filter	4204490	\$55
Water Filter (20)	7031688	N/A
Air Purification Cartridge	7042798	\$55
Air Purification Cartridge (50)	7042799	N/A



## Undercounter Refrigeration

Sub-Zero Designer Series Undercounter Refrigeration features a fully customizable exterior and comes in various functions and configurations—all conveniently sized—to fit wherever you need it most. Add comfort and convenience to your master suite. Create a stunning cocktail bar in your study. Seamlessly integrate a spot for delicate cosmetics. The options are truly endless.

- All models feature a panel ready design.
- Stainless steel accessory panels and handles to coordinate other Sub-Zero, Wolf, and Cove appliances.
- Models DEU2450BG/ADA and DEU2450R/ADA are ADA Height Compliant
- Energy efficient; many models are ENERGY STAR® qualified.
- All refrigeration models are Star-K certified.

### MODEL NUMBER KEY

Designer Series Undercounter Refrigeration	DEU
All Refrigerator	R
Beverage Center	B
Glass Door	G
High Altitude Glass Door	A
ADA Height	/ADA
Right-Hinge	/R
Left-Hinge	/L

*Specify right-hinge (/R) or left-hinge (/L) door when ordering.*

*Annual energy usage is based on 12 cents per kilowatt hour (kWh).*

*Model DEU1550BA with high altitude glass door is available for installations above 5,000' (1524 m) in elevation.*

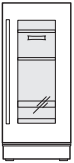
### Undercounter Models



DEU2450BG/ADA



DEU2450R/ADA

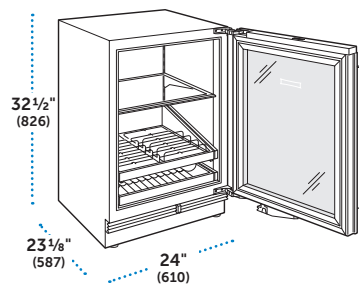


DEU1550BG



DEU1550B

## Designer Series Undercounter Refrigeration



### 24" ADA Height Beverage Center

#### MODEL MSRP

DEU2450BG/ADA \$3,020

#### SPECIFICATIONS

Overall Dimensions	24"W (610) x 32 1/2"H (826) x 23 1/8"D (587)
Refrigerator Capacity	5.1 cu ft (144 L)
Shipping Weight	139 lbs (63 kg)
Annual Energy Usage	\$26 (215 kWh)

#### FEATURES

- 1 adjustable glass shelf
- Spill-proof, nano-coating on glass shelf
- Full-extension upright beverage shelf with adjustable gates
- Full-extension multipurpose shelf
- Full-view, UV-resistant glass door
- Adjustable LED accent light
- Espresso interior
- Door alarm
- High altitude glass available

## Accessories

### Stainless Steel Door Panels

DESCRIPTION	NUMBER	MSRP
Tubular Handle / RH	9029179	\$330
Tubular Handle / RH / Lock	9029181	\$365
Tubular Handle / LH	9029171	\$330
Tubular Handle / LH / Lock	9029173	\$365
Pro Handle / RH	9029177	\$330
Pro Handle / RH / Lock	9029175	\$365
Pro Handle / LH	9029169	\$330
Pro Handle / LH / Lock	9029167	\$365

Door panel kits include solid stainless steel kickplate, minimum installation height of 32" (813).

### Dual Installation

DESCRIPTION	NUMBER	MSRP
<b>Dual Installation Kits</b>		
Two DEU Units*	9035533	\$105
<b>Stainless Steel Kickplates</b>		
48" (1219)	7042655	\$170
48" (1219) Tall**	7042680	\$170

\*Use when dual installing two ADA-height undercounter units. Handle to handle installation only.

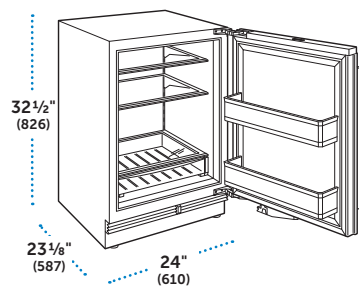
\*\*Minimum installation height of 32.5" (826).

### Miscellaneous

DESCRIPTION	NUMBER	MSRP
<b>Stainless Steel Kickplate</b>		
24" (610) Tall*	7042677	N/C
Custom Panel Lock Kit	7042232	\$110

\*Minimum installation height of 32.5" (826).

## Designer Series Undercounter Refrigeration



### 24" ADA Height All Refrigerator

MODEL	MSRP
DEU2450R/ADA	\$2,800

#### SPECIFICATIONS

Overall Dimensions	24"W (610) x 32 1/2"H (826) x 23 1/8"D (587)
Refrigerator Capacity	5.0 cu ft (142 L)
Shipping Weight	132 lbs (60 kg)
Annual Energy Usage	\$19 (159 kWh)

#### FEATURES

- 2 adjustable glass shelves
- 1 fixed glass shelf
- All glass shelves feature a spill-proof, nano-coating
- Clear storage drawer
- 2 door shelves
- White interior
- Door alarm

### Accessories

#### Stainless Steel Door Panels

DESCRIPTION	NUMBER	MSRP
Tubular Handle / RH	9029182	\$300
Tubular Handle / LH	9029174	\$300
Pro Handle / RH	9029178	\$300
Pro Handle / LH	9029170	\$300

Door panel kits include solid stainless steel kickplate, minimum installation height of 32" (813).

#### Dual Installation

DESCRIPTION	NUMBER	MSRP
<b>Dual Installation Kits</b>		
Two DEU Units*	9035533	\$105
<b>Stainless Steel Kickplates</b>		
48" (1219)	7042655	\$170
48" (1219) Tall**	7042680	\$170

\*Use when dual installing two ADA-height undercounter units. Handle to handle installation only.

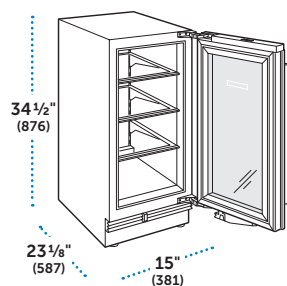
\*\*Minimum installation height of 32.5" (826).

#### Miscellaneous

DESCRIPTION	NUMBER	MSRP
<b>Stainless Steel Kickplate</b>		
24" (610) Tall*	7042677	N/C

\*Minimum installation height of 32.5" (826).

# Designer Series Undercounter Refrigeration



## 15" Beverage Center with Glass Door

MODEL	MSRP
DEU1550BG	\$2,800

### SPECIFICATIONS

Overall Dimensions	15"W (381) x 34½"H (876) x 23⅛"D (587)
Refrigerator Capacity	3.1 cu ft (88 L)
Shipping Weight	131 lbs (59 kg)
Annual Energy Usage	\$22 (183 kWh)

### FEATURES

- 3 adjustable glass shelves
- 1 fixed glass shelf
- All glass shelves feature a spill-proof, nano-coating
- Full-view, UV-resistant glass door
- Adjustable LED accent light
- Espresso interior
- Door alarm
- High altitude glass available

## Accessories

### Stainless Steel Door Panels

DESCRIPTION	NUMBER	MSRP
Tubular Handle / RH	9029165	\$300
Tubular Handle / RH / Lock	9029163	\$335
Tubular Handle / LH	9029157	\$300
Tubular Handle / LH / Lock	9029158	\$335
Pro Handle / RH	9029161	\$300
Pro Handle / RH / Lock	9029159	\$335
Pro Handle / LH	9029153	\$300
Pro Handle / LH / Lock	9029151	\$335

Door panel kits include solid stainless steel kickplate, minimum installation height of 34" (864).

### Dual Installation

DESCRIPTION	NUMBER	MSRP
<b>Dual Installation Kits</b>		
Two DEU Units*	9028869	\$120
One DEU with One ID Unit**	9035534	\$120

### Stainless Steel Kickplates

30" (762)	7042653	\$95
30" (762) Tall***	7042678	\$95
39" (991)	7042654	\$125
39" (991) Tall***	7042679	\$125

\*Use when dual installing two undercounter units. Handle to handle installation only.

\*\*Use when dual installing undercounter unit with drawer unit. Handle to drawer installation only.

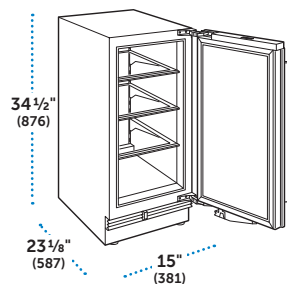
\*\*\*Minimum installation height of 34.5" (876).

### Miscellaneous

DESCRIPTION	NUMBER	MSRP
<b>Stainless Steel Kickplate</b>		
15" (381) Tall*	7042676	N/C
Custom Panel Lock Kit	7042232	\$110

\*Minimum installation height of 34.5" (876).

# Designer Series Undercounter Refrigeration



## 15" Beverage Center with Solid Door

MODEL	MSRP
DEU1550B	\$2,690

### SPECIFICATIONS

Overall Dimensions	15"W (381) x 34½"H (876) x 23⅛"D (587)
Refrigerator Capacity	3.1 cu ft (88 L)
Shipping Weight	113 lbs (51 kg)
Annual Energy Usage	\$22 (183 kWh)

### FEATURES

- 3 adjustable glass shelves
- 1 fixed glass shelf
- All glass shelves feature a spill-proof, nano-coating
- Espresso interior
- Door alarm

## Accessories

### Stainless Steel Door Panels

DESCRIPTION	NUMBER	MSRP
Tubular Handle / RH	9029166	\$270
Tubular Handle / LH	9029155	\$270
Pro Handle / RH	9029162	\$270
Pro Handle / LH	9029154	\$270

Door panel kits include solid stainless steel kickplate, minimum installation height of 34" (864).

### Dual Installation

DESCRIPTION	NUMBER	MSRP
<b>Dual Installation Kits</b>		
Two DEU Units*	9028869	\$120
One DEU with One ID Unit**	9035534	\$120

### Stainless Steel Kickplates

30" (762)	7042653	\$95
30" (762) Tall***	7042678	\$95
39" (991)	7042654	\$125
39" (991) Tall***	7042679	\$125

\*Use when dual installing two undercounter units. Handle to handle installation only.

\*\*Use when dual installing undercounter unit with drawer unit. Handle to drawer installation only.

\*\*\*Minimum installation height of 34.5" (876).

### Miscellaneous

DESCRIPTION	NUMBER	MSRP
<b>Stainless Steel Kickplate</b>		
15" (381) Tall*	7042676	N/C

\*Minimum installation height of 34.5" (876).

## Wine Storage

To preserve the integrity of every glass, Sub-Zero Wine Storage units are more than just coolers; they are built with advanced preservation technologies and protective features that guard against the harmful effects of heat, humidity, light, and vibration. Cherrywood-faced shelves, soft lighting, custom cabinetry if desired—Sub-Zero helps make a wine collection an element of beauty in the home.

- Overlay, flush inset, stainless steel, and integrated design options complement Classic Series, Designer Series, Designer Undercounter units for dual installation.
- Full-view glass door on all models.
- Discreet interior lighting with illuminated display shelf.
- Two independent storage zones maintain temperature, humidity, and UV protection.
- Cherrywood-faced shelves display the wine beautifully and accommodate 750 ml bottles, half-bottles, and magnums.

### MODEL NUMBER KEY (UNDERCOUNTER MODELS)

Designer Series Undercounter	DEU
Wine Storage	W
High Altitude Glass Door	R
ADA Height	/ADA
Right-Hinge	/R
Left-Hinge	/L

### MODEL NUMBER KEY (FULL SIZE MODELS)

Classic Series	CL
Designer Series Column	DEC
Designer Series Tall	DET
Wine Storage	W
High Altitude Glass Door	A
Refrigerator Drawers	R
Overlay Model	/O
Stainless Steel Model	/S
Tubular Handle	/T
Pro Handle	/P
Right-Hinge	/R
Left-Hinge	/L

Models are shown in the stainless steel design with tubular handles.

Specify right-hinge (/R) or left-hinge (/L) door when ordering.

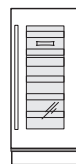
Overall dimensions for CL3050W are based on stainless steel models. Overall dimensions for Designer Series full size and undercounter models do not include panels or handles. Dimensions will vary with panel thickness.

A high altitude glass door is available for installations above 5,000' (1524 m) in elevation.

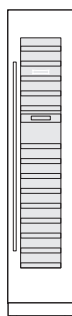
## Wine Storage Models



DEU2450W/ADA



DEU1550W



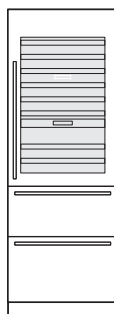
DEC1850W



DEC2450W



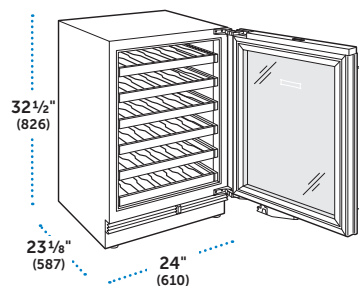
DEC3050W



DET3050WR



CL3050W



## 24" ADA Height Undercounter Wine Storage

MODEL	MSRP
DEU2450W/ADA	\$3,355

### SPECIFICATIONS

Overall Dimensions	24"W (610) x 32½"H (826) x 23⅛"D (587)
Design	Undercounter
Wine Storage Capacity	42 bottles (750 ml)
Shipping Weight	160 lbs (73 kg)

### FEATURES

- Single zone wine storage system
- 6 full-extension wine racks
- Full-view, UV-resistant glass door
- Adjustable LED accent light
- Espresso interior
- Door alarm
- High altitude glass available

## Accessories

### Stainless Steel Door Panels

DESCRIPTION	NUMBER	MSRP
Tubular Handle / RH	9029179	\$330
Tubular Handle / RH / Lock	9029181	\$365
Tubular Handle / LH	9029171	\$330
Tubular Handle / LH / Lock	9029173	\$365
Pro Handle / RH	9029177	\$330
Pro Handle / RH / Lock	9029175	\$365
Pro Handle / LH	9029169	\$330
Pro Handle / LH / Lock	9029167	\$365

Door panel kits include solid stainless steel kickplate, minimum installation height of 32" (813).

### Dual Installation

DESCRIPTION	NUMBER	MSRP
<b>Dual Installation Kits</b>		
Two DEU Units*	9035533	\$105
<b>Stainless Steel Kickplates</b>		
48" (1219)	7042655	\$170
48" (1219) Tall***	7042680	\$170

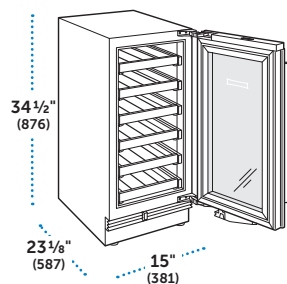
\*Use when dual installing two undercounter units. Handle to handle installation only.

\*\*Minimum installation height of 32.5" (826).

### Miscellaneous

DESCRIPTION	NUMBER	MSRP
<b>Stainless Steel Kickplate</b>		
24" (610) Tall*	7042677	N/C
Custom Panel Lock Kit	7042232	\$110
Inventory Tiles (15)	7031944	\$35
Inventory Tiles / Writable (15)	7030331	\$65

\*Minimum installation height of 32.5" (826).



## 15" Undercounter Wine Storage

MODEL	MSRP
DEU1550W	\$3,020

### SPECIFICATIONS

Overall Dimensions	15"W (381) x 34½"H (876) x 23⅛"D (587)
Design	Undercounter
Wine Storage Capacity	24 bottles (750 ml)
Shipping Weight	131 lbs (59 kg)

### FEATURES

- Single zone wine storage system
- 6 full-extension wine racks
- Full-view, UV-resistant glass door
- Adjustable LED accent light
- Espresso interior
- Door alarm
- High altitude glass available

## Accessories

### Stainless Steel Door Panels

DESCRIPTION	NUMBER	MSRP
Tubular Handle / RH	9029165	\$300
Tubular Handle / RH / Lock	9029163	\$335
Tubular Handle / LH	9029157	\$300
Tubular Handle / LH / Lock	9029158	\$335
Pro Handle / RH	9029161	\$300
Pro Handle / RH / Lock	9029159	\$335
Pro Handle / LH	9029153	\$300
Pro Handle / LH / Lock	9029151	\$335

Door panel kits include solid stainless steel kickplate, minimum installation height of 34" (864).

### Dual Installation

DESCRIPTION	NUMBER	MSRP
<b>Dual Installation Kits</b>		
Two DEU Units*	9028869	\$120
One DEU with One ID Unit**	9035534	\$120

### Stainless Steel Kickplates

30" (762)	7042653	\$95
30" (762) Tall***	7042678	\$95
39" (991)	7042654	\$125
39" (991) Tall***	7042679	\$125

\*Use when dual installing two undercounter units. Handle to handle installation only.

\*\*Use when dual installing undercounter unit with drawer unit. Handle to drawer installation only.

\*\*\*Minimum installation height of 34.5" (876).

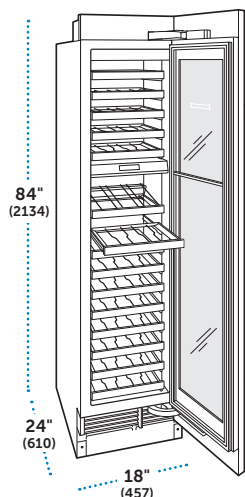
### Miscellaneous

DESCRIPTION	NUMBER	MSRP
<b>Stainless Steel Kickplate</b>		
15" (381) Tall*	7042676	N/C
Custom Panel Lock Kit	7042232	\$110
Solid Panel-Ready Door RH**	7042314	\$370
Solid Panel-Ready Door LH**	7042315	\$370
Inventory Tiles (15)	7031944	\$35
Inventory Tiles / Writable (15)	7030331	\$65

\*Minimum installation height of 34.5" (876).

\*\*Installation requires authorized service.





## 18" Wine Storage

MODEL	MSRP
DEC1850W	\$7,160

### SPECIFICATIONS

Overall Dimensions	18"W (457) x 84"H (2134) x 24"D (610)
Design	Designer Series
Wine Storage Capacity	59 bottles (750 ml)
Shipping Weight	350 lbs (159 kg)

### FEATURES

- 2 temperature zones
- 5 upper and 10 lower compartment shelves
- Full-view, UV-resistant glass door
- Inventory tile system
- High altitude glass available

## Accessories

### Stainless Steel Door Panels

DESCRIPTION	NUMBER	MSRP
<b>84" (2134) Fin Height – 4" (102) Toe Kick</b>		
Tubular Handle / RH	7025376	\$705
Tubular Handle / RH / Lock	7025380	\$820
Tubular Handle / LH	7025377	\$705
Tubular Handle / LH / Lock	7025381	\$820
Pro Handle / RH	7025328	\$705
Pro Handle / RH / Lock	7025332	\$820
Pro Handle / LH	7025329	\$705
Pro Handle / LH / Lock	7025333	\$820

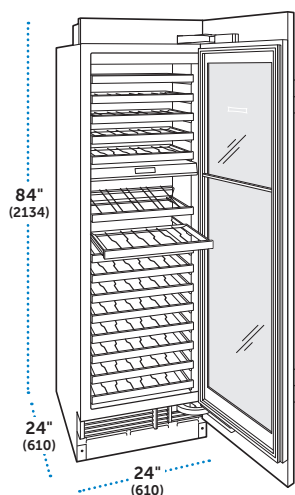
### Dual Installation

DESCRIPTION	NUMBER	MSRP
<b>Dual Installation Kits</b>		
Handle-to-Handle	7023628	\$270
Handle-to-Hinge	7029829	\$270
Hinge-to-Hinge	7029830	\$270
<b>Kickplates</b>		
36" (914) Stainless Steel	7026837	\$65
42" (1067) Stainless Steel	7027399	\$65
48" (1219) Stainless Steel	7026838	\$65
54" (1372) Stainless Steel	7026839	\$65

### Miscellaneous

DESCRIPTION	NUMBER	MSRP
<b>Enclosure Panel</b>		
Stainless Steel Side (1)	7031340	\$1,115
Reduced Toe Kick Divider	7029956	\$50
Solid Panel-Ready Door RH*	7031923	\$540
Solid Panel-Ready Door LH*	7031924	\$540
Lock Kit	7028773	\$105
Inventory Tiles (15)	7031944	\$35
Inventory Tiles / Writable (15)	7030331	\$65
Bulk Storage Drawer	7028448	\$540
Dessert Wine Rack	7028451	\$420

\*Installation may require authorized service.



## 24" Wine Storage

MODEL	MSRP
DEC2450W	\$7,655

### SPECIFICATIONS

Overall Dimensions	24"W (610) x 84"H (2134) x 24"D (610)
Design	Designer Series
Wine Storage Capacity	102 bottles (750 ml)
Shipping Weight	410 lbs (186 kg)

### FEATURES

- 2 temperature zones
- 5 upper and 10 lower compartment shelves
- Full-view, UV-resistant glass door
- Inventory tile system
- High altitude glass available

## Accessories

### Stainless Steel Door Panels

DESCRIPTION	NUMBER	MSRP
<b>84" (2134) Fin Height – 4" (102) Toe Kick</b>		
Tubular Handle / RH	7025384	\$835
Tubular Handle / RH / Lock	7025388	\$945
Tubular Handle / LH	7025385	\$835
Tubular Handle / LH / Lock	7025389	\$945
Pro Handle / RH	7025336	\$835
Pro Handle / RH / Lock	7025340	\$945
Pro Handle / LH	7025337	\$835
Pro Handle / LH / Lock	7025341	\$945

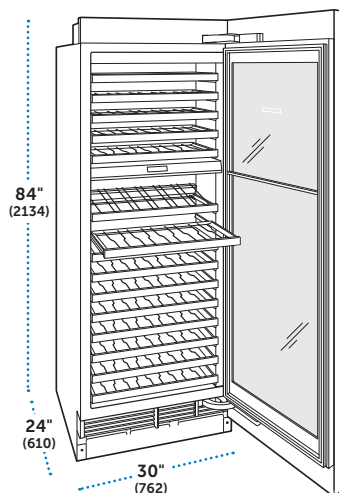
### Dual Installation

DESCRIPTION	NUMBER	MSRP
<b>Dual Installation Kits</b>		
Handle-to-Handle	7023628	\$270
Handle-to-Hinge	7029829	\$270
Hinge-to-Hinge	7029830	\$270
<b>Kickplates</b>		
42" (1067) Stainless Steel	7027399	\$65
48" (1219) Stainless Steel	7026838	\$65
54" (1372) Stainless Steel	7026839	\$65
60" (1524) Stainless Steel	7026840	\$75

### Miscellaneous

DESCRIPTION	NUMBER	MSRP
<b>Enclosure Panels</b>		
Stainless Steel Side (1)	7031340	\$1,115
Reduced Toe Kick Divider	7029956	\$50
Solid Panel-Ready Door RH*	7031925	\$575
Solid Panel-Ready Door LH*	7031926	\$575
Lock Kit	7028773	\$105
Inventory Tiles (15)	7031944	\$35
Inventory Tiles / Writable (15)	7030331	\$65
Bulk Storage Drawer	7028449	\$625
Dessert Wine Rack	7028451	\$420

\*Installation may require authorized service.



## 30" Wine Storage

MODEL	MSRP
DEC3050W	\$8,890

### SPECIFICATIONS

Overall Dimensions	30"W (762) x 84"H (2134) x 24"D (610)
Design	Designer Series
Wine Storage Capacity	146 bottles (750 ml)
Shipping Weight	460 lbs (209 kg)

### FEATURES

- 2 temperature zones
- 5 upper and 10 lower compartment shelves
- Full-view, UV-resistant glass door
- Inventory tile system
- High altitude glass available

## Accessories

### Stainless Steel Door Panels

DESCRIPTION	NUMBER	MSRP
<b>84" (2134) Fin Height – 4" (102) Toe Kick</b>		
Tubular Handle / RH	7025392	\$950
Tubular Handle / RH / Lock	7025396	\$1,065
Tubular Handle / LH	7025393	\$950
Tubular Handle / LH / Lock	7025397	\$1,065
Pro Handle / RH	7025344	\$950
Pro Handle / RH / Lock	7025348	\$1,065
Pro Handle / LH	7025345	\$950
Pro Handle / LH / Lock	7025349	\$1,065

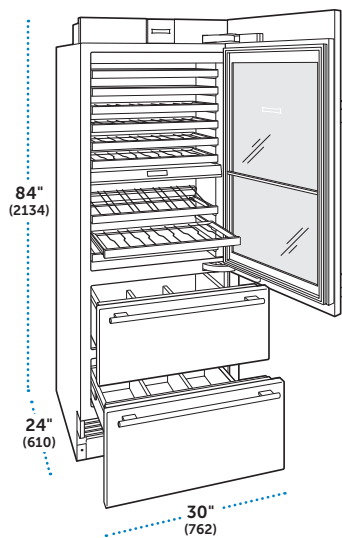
### Dual Installation

DESCRIPTION	NUMBER	MSRP
<b>Dual Installation Kits</b>		
Handle-to-Handle	7023628	\$270
Handle-to-Hinge	7029829	\$270
Hinge-to-Hinge	7029830	\$270
<b>Kickplates</b>		
48" (1219) Stainless Steel	7026838	\$65
54" (1372) Stainless Steel	7026839	\$65
60" (1524) Stainless Steel	7026840	\$75
66" (1676) Stainless Steel	7026841	\$85

### Miscellaneous

DESCRIPTION	NUMBER	MSRP
<b>Enclosure Panels</b>		
Stainless Steel Side (1)	7031340	\$1,115
Reduced Toe Kick Divider	7029956	\$50
Solid Panel-Ready Door RH*	7031927	\$610
Solid Panel-Ready Door LH*	7031928	\$610
Lock Kit	7028773	\$105
Inventory Tiles (15)	7031944	\$35
Inventory Tiles / Writable (15)	7030331	\$65
Bulk Storage Drawer	7028450	\$775
Dessert Wine Rack	7028451	\$420

\*Installation may require authorized service.



## 30" Wine Storage with Refrigerator Drawers

MODEL	MSRP
DET3050WR	\$10,365

### SPECIFICATIONS

Overall Dimensions	30"W (762) x 84"H (2134) x 24"D (610)
Design	Designer Series
Wine Storage Capacity	86 bottles (750 ml)
Refrigerator Capacity	5.2 cu ft (148 L)
Shipping Weight	490 lbs (222 kg)

### FEATURES

- 3 temperature zones
- 6 upper and 3 lower compartment shelves
- Display shelf
- Full-view, UV-resistant glass door
- High altitude glass available
- 2 refrigerator drawers with dividers

## Accessories

### Stainless Steel Drawer Panels (2-panel set)

DESCRIPTION	NUMBER	MSRP
4" (102) Toe Kick		
Tubular Handle	7023702	\$625
Pro Handle	7025308	\$625

### Stainless Steel Door Panels

DESCRIPTION	NUMBER	MSRP
84" (2134) Finished Height		
Tubular Handle / RH	7025400	\$835
Tubular Handle / RH / Lock	7025402	\$945
Tubular Handle / LH	7025401	\$835
Tubular Handle / LH / Lock	7025403	\$945
Pro Handle / RH	7025352	\$835
Pro Handle / RH / Lock	7025354	\$945
Pro Handle / LH	7025353	\$835
Pro Handle / LH / Lock	7025355	\$945

### Dual Installation

DESCRIPTION	NUMBER	MSRP
Dual Installation Kits		
Handle-to-Handle	7023628	\$270
Handle-to-Hinge	7029829	\$270
Hinge-to-Hinge	7029830	\$270

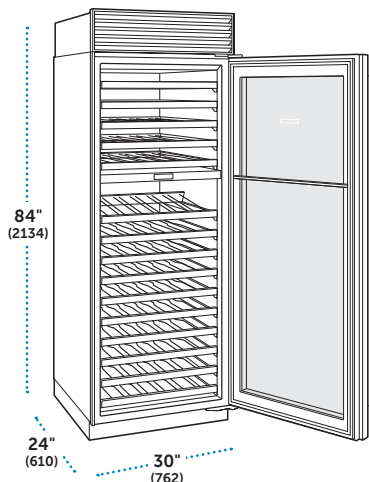
### Kickplates

48" (1219) Stainless Steel	7026838	\$65
54" (1372) Stainless Steel	7026839	\$65
60" (1524) Stainless Steel	7026840	\$75
66" (1676) Stainless Steel	7026841	\$85

### Miscellaneous

DESCRIPTION	NUMBER	MSRP
Enclosure Panel		
Stainless Steel Side (1)	7031340	\$1,115
Mounting Kit		
Drawer Panel Support	7028082	\$20
Reduced Toe Kick Divider	7029956	\$50
Solid Panel-Ready Door RH*	7031929	\$530
Solid Panel-Ready Door LH*	7031930	\$530
Lock Kit	7028773	\$105
Inventory Tiles (15)	7031944	\$35
Inventory Tiles / Writable (15)	7030331	\$65
Bulk Storage Drawer	7028450	\$775
Dessert Wine Rack	7028451	\$420

\*Installation may require authorized service.



## 30" Wine Storage

MODEL	MSRP
CL3050W/O*	\$9,240
CL3050W/S/T	\$10,435
CL3050W/S/P	\$10,435

\*Flush inset and framed design options are achieved by specifying an overlay model. Overlay models include a grille frame that accepts a classic louvered, solid stainless, pro louvered or custom panel insert.

### SPECIFICATIONS

Overall Dimensions	30"W (762) x 84"H (2134) x 24"D (610)
Design	Classic Series
Wine Storage Capacity	146 bottles (750 ml)
Shipping Weight	475 lbs (215 kg)

### FEATURES

- 2 temperature zones
- 5 upper and 9 lower compartment shelves
- Display shelf
- Full-view, UV-resistant glass door
- High altitude glass available

No solid door option available for this model.

## Accessories

### Stainless Steel Door Panels

DESCRIPTION	NUMBER	MSRP
Pro Handle	9038447	\$1,010
Tubular Handle	9038448	\$1,010

## Accessories

### Grilles

FINISHED HEIGHT	NUMBER	MSRP
<b>Overlay or Flush Inset</b>		
84" (2134) Grille Frame	9044751	\$270
<b>Stainless Steel</b>		
84" (2134) Pro Louvered	9044755	\$485
<b>Stainless Steel – Single Flush Inset</b>		
84" (2134) Solid SS	9038231	\$240
84" (2134) Pro Louvered	9045093	\$370

### Dual Installation Kit

DESCRIPTION	NUMBER	MSRP
<b>All Designs</b>		
Dual Installation Kit	9033707	\$420

For handle-to-handle installations only. Kit includes center trim strip, heater and mounting hardware.

### Dual Installation Kit with Dual Wide Grille

DESCRIPTION	NUMBER	MSRP
<b>Overlay or Flush Inset</b>		
60" (1524) Grille Frame	9038340	\$1,015
66" (1676) Grille Frame	9038707	\$1,040
<b>Stainless Steel</b>		
60" (1524) Pro Louvered	9038341	\$1,345
66" (1676) Pro Louvered	9038709	\$1,370

For handle-to-handle installations only. Kit includes dual wide kickplate and dual wide grille for 84" (2134) finished height, center trim strip, heater and mounting hardware.

### Miscellaneous

DESCRIPTION	NUMBER	MSRP
<b>Mounting Kits</b>		
Custom Side Panel	7003407	\$130
<b>Side Panels</b>		
Stainless Steel (1)	9044759	\$870
<b>Kickplates</b>		
Stainless Steel RH	9038627	\$50
Stainless Steel LH	9038628	\$50
Lock Kit	9040598	\$245
90° Door Stop	7005865	N/C
Inventory Tiles (15)	7031944	\$35
Inventory Tiles / Writable (15)	7030331	\$65
Bulk Storage Drawer	9038248	\$890
Dessert Wine Rack	7040428	\$360

## Stainless Steel Handles

### Tubular Handles (Square Standoffs)

DESCRIPTION	NUMBER	MSRP
<b>¾" (19) Diameter</b>		
20½" (521)	9036006	\$160
22½" (572)	9036005	\$180
27¼" (692)	7025229	\$185
33¼" (845)	7025228	\$185
50⅛" (1273)	7025227	\$210
<b>1" (25) Diameter</b>		
25" (635)	9042359	\$185
31" (787)	9042361	\$185
37" (940)	9042362	\$185
40⅛" (1019)	9042356	\$185
43" (1092)	9042364	\$185
60¾" (1543)	9042354	\$210

### Pro Handles

DESCRIPTION	NUMBER	MSRP
20½" (521)	9036004	\$160
22½" (572)	9036003	\$180
24" (610)	9042357	\$185
25½" (648)	7026117	\$185
30" (762)	9042360	\$185
31½" (800)	7026116	\$185
36⅛" (916)	9042355	\$185
42" (1067)	9042363	\$185
48⅜" (1229)	7026115	\$210
56⅛" (1440)	9042353	\$210

### Standard Handle Length

MODEL	TUBULAR	PRO
<b>Classic Series</b>		
Full Door	60¾" (1543)	56⅛" (1440)
Over-and-Under Door	40⅛" (1019)	36⅛" (916)
30" Drawer	25" (635)	24" (610)
36" Drawer	31" (787)	30" (762)
42" Drawer	37" (940)	36⅛" (916)
48" Drawer	43" (1092)	42" (1067)
<b>Designer Series</b>		
Column Door	50⅛" (1273)	48⅜" (1229)
Tall Door	33¼" (845)	31½" (800)
36" Drawer	33¼" (845)	31½" (800)
30" Drawer	27¼" (692)	25½" (648)
<b>Wine Storage</b>		
CL3050W Door	60¾" (1543)	56⅛" (1440)
DEC1850W, DEC2450W, DEC3050W Door	50⅛" (1273)	48⅜" (1229)
DET3050WR Door	33¼" (845)	31½" (800)
DET3050WR Drawer	27¼" (692)	25½" (648)
DEU2450W/ADA Door	20½" (521)	20½" (521)
DEU1550 Door	22½" (572)	22½" (572)
<b>Designer Series Undercounter</b>		
15" Units	22½" (572)	22½" (572)
24" ADA-Height Units	20½" (521)	20½" (521)

This page intentionally left blank

## Sub-Zero Residential Limited Warranty

### FOR RESIDENTIAL USE

#### FULL TWO YEAR WARRANTY\*

For two years from the date of original installation, this Sub-Zero product warranty covers all parts and labor to repair or replace, under normal residential use, any part of the product that proves to be defective in materials or workmanship. All service provided by Sub-Zero under the above warranty must be performed by Sub-Zero Factory Certified Service, unless otherwise specified by Sub-Zero, Inc. Service will be provided during normal business hours.

#### FULL FIVE YEAR SEALED SYSTEM WARRANTY

For five years from the date of original installation, this Sub-Zero product warranty covers all parts and labor to repair or replace, under normal residential use, these parts that prove to be defective in materials or workmanship: compressor, condenser, evaporator, drier and all connecting tubing. All service provided by Sub-Zero under the above warranty must be performed by Sub-Zero Factory Certified Service, unless otherwise specified by Sub-Zero, Inc. Service will be provided during normal business hours.

#### LIMITED TWELVE YEAR SEALED SYSTEM WARRANTY

For twelve years from the date of original installation, Sub-Zero will repair or replace the following parts that prove to be defective in materials or workmanship: compressor, condenser, evaporator, drier and all connecting tubing. If the owner uses Sub-Zero Factory Certified Service, the service provider will repair or replace these parts with the owner paying for all other costs, including labor. If the owner uses non-certified service, the owner must contact Sub-Zero, Inc. (using the information below) to receive repaired or replacement parts. Sub-Zero will not reimburse the owner for parts purchased from non-certified service or other sources.

#### TERMS APPLICABLE TO EACH WARRANTY

The warranty applies only to products installed for normal residential use. The warranty applies only to products installed in any one of the fifty states of the United States, the District of Columbia or the ten provinces of Canada. This warranty does not cover any parts or labor to correct any defect caused by negligence, accident or improper use, maintenance, installation, service or repair.

THE REMEDIES DESCRIBED ABOVE FOR EACH WARRANTY ARE THE ONLY ONES THAT SUB-ZERO, INC. WILL PROVIDE, EITHER UNDER THIS WARRANTY OR UNDER ANY WARRANTY ARISING BY OPERATION OF LAW. SUB-ZERO, INC. WILL NOT BE RESPONSIBLE FOR ANY CONSEQUENTIAL OR INCIDENTAL DAMAGES ARISING FROM THE BREACH OF THIS WARRANTY OR ANY OTHER WARRANTY, WHETHER EXPRESS, IMPLIED OR STATUTORY.

Some states do not allow the exclusion or limitation of incidental or consequential damages, so the above limitation or exclusion may not apply to you. This warranty gives you specific legal rights and you may also have other legal rights that vary from state to state.

To receive parts and/or service and the name of Sub-Zero Factory Certified Service nearest you, contact Sub-Zero, Inc., P.O. Box 44848, Madison, WI 53744; check the Product Support section of our website, [subzero.com](http://subzero.com), email us at [customerservice@subzero.com](mailto:customerservice@subzero.com), or call 800-222-7820.

\*Stainless steel (doors, panels, handles, product frames and interior surfaces) are covered by a limited 60-day parts and labor warranty for cosmetic defects.

\*Replacement water filters and air purification cartridges are not covered by the product warranty.





### Sub-Zero Outdoor Limited Warranty\*

#### FOR RESIDENTIAL USE

##### FULL ONE YEAR WARRANTY\*\*

For one year from the date of original installation, this Sub-Zero product warranty covers all parts and labor to repair or replace, under normal residential use, any part of the product that proves to be defective in materials or workmanship. All service provided by Sub-Zero under the above warranty must be performed by Sub-Zero Factory Certified Service, unless otherwise specified by Sub-Zero, Inc. Service will be provided during normal business hours.

##### FULL FIVE YEAR SEALED SYSTEM WARRANTY

For five years from the date of original installation, this Sub-Zero product warranty covers all parts and labor to repair or replace, under normal residential use, these parts that prove to be defective in materials or workmanship: compressor, condenser, evaporator, drier and all connecting tubing. All service provided by Sub-Zero under the above warranty must be performed by Sub-Zero Factory Certified Service, unless otherwise specified by Sub-Zero, Inc. Service will be provided during normal business hours.

##### TERMS APPLICABLE TO EACH WARRANTY

The warranty applies only to products installed for normal residential use. The warranty applies only to products installed in any one of the fifty states of the United States, the District of Columbia or the ten provinces of Canada. This warranty does not cover any parts or labor to correct any defect caused by negligence, accident or improper use, maintenance, installation, service or repair.

THE REMEDIES DESCRIBED ABOVE FOR EACH WARRANTY ARE THE ONLY ONES THAT SUB-ZERO, INC. WILL PROVIDE, EITHER UNDER THIS WARRANTY OR UNDER ANY WARRANTY ARISING BY OPERATION OF LAW. SUB-ZERO, INC. WILL NOT BE RESPONSIBLE FOR ANY CONSEQUENTIAL OR INCIDENTAL DAMAGES ARISING FROM THE BREACH OF THIS WARRANTY OR ANY OTHER WARRANTY, WHETHER EXPRESS, IMPLIED OR STATUTORY.

Some states do not allow the exclusion or limitation of incidental or consequential damages, so the above limitation or exclusion may not apply to you. This warranty gives you specific legal rights and you may also have other legal rights that vary from state to state.

To receive parts and/or service and the name of Sub-Zero Factory Certified Service nearest you, contact Sub-Zero, Inc., P.O. Box 44848, Madison, WI 53744; check the Product Support section of our website, [subzero.com](http://subzero.com), email us at [customerservice@subzero.com](mailto:customerservice@subzero.com), or call 800-222-7820.

\*Product must be approved for outdoor use, designated by model and serial number.

\*\*Stainless steel (doors, panels, handles, product frames and interior surfaces) are covered by a limited 60-day parts and labor warranty for cosmetic defects.

\*\*Replacement water filters are not covered by the product warranty.



### Sub-Zero Display Products Limited Warranty\*

#### FOR RESIDENTIAL USE

##### FULL ONE YEAR WARRANTY\*\*

For one year from the date of original installation, this Sub-Zero product warranty covers all parts and labor to repair or replace, under normal residential use, any part of the product that proves to be defective in materials or workmanship. All service provided by Sub-Zero under the above warranty must be performed by Sub-Zero Factory Certified Service, unless otherwise specified by Sub-Zero, Inc. Service will be provided during normal business hours.

##### LIMITED FIVE YEAR SEALED SYSTEM WARRANTY

For five years from the date of original installation, Sub-Zero will repair or replace the following parts that prove to be defective in materials or workmanship: compressor, condenser, evaporator, drier and all connecting tubing. If the owner uses Sub-Zero Factory Certified Service, the service provider will repair or replace these parts with the owner paying for all other costs, including labor. If the owner uses non-certified service, the owner must contact Sub-Zero, Inc. (using the information below) to receive repaired or replacement parts. Sub-Zero will not reimburse the owner for parts purchased from non-certified service or other sources.

##### TERMS APPLICABLE TO EACH WARRANTY

The warranty applies only to products installed for normal residential use. The warranty applies only to products installed in any one of the fifty states of the United States, the District of Columbia or the ten provinces of Canada. This warranty does not cover any parts or labor to correct any defect caused by negligence, accident or improper use, maintenance, installation, service or repair.

THE REMEDIES DESCRIBED ABOVE FOR EACH WARRANTY ARE THE ONLY ONES THAT SUB-ZERO, INC. WILL PROVIDE, EITHER UNDER THIS WARRANTY OR UNDER ANY WARRANTY ARISING BY OPERATION OF LAW. SUB-ZERO, INC. WILL NOT BE RESPONSIBLE FOR ANY CONSEQUENTIAL OR INCIDENTAL DAMAGES ARISING FROM THE BREACH OF THIS WARRANTY OR ANY OTHER WARRANTY, WHETHER EXPRESS, IMPLIED OR STATUTORY.

Some states do not allow the exclusion or limitation of incidental or consequential damages, so the above limitation or exclusion may not apply to you. This warranty gives you specific legal rights and you may also have other legal rights that vary from state to state.

To receive parts and/or service and the name of Sub-Zero Factory Certified Service nearest you, contact Sub-Zero, Inc., P.O. Box 44848, Madison, WI 53744; check the Product Support section of our website, [subzero.com](http://subzero.com), email us at [customerservice@subzero.com](mailto:customerservice@subzero.com), or call 800-222-7820.

\*Display products sold more than three years from date of manufacture.

\*\*Stainless steel (doors, panels, handles, product frames and interior surfaces) are covered by a limited 60-day parts and labor warranty for cosmetic defects.

\*\*Replacement water filters and air purification cartridges are not covered by the product warranty.



### Sub-Zero Non-Residential Limited Warranty

#### FOR NON-RESIDENTIAL USE

##### FULL ONE YEAR WARRANTY\*

For one year from the date of original installation, this Sub-Zero product warranty covers all parts and labor to repair or replace, under normal use, any part of the product that proves to be defective in materials or workmanship. All service provided by Sub-Zero under the above warranty must be performed by Sub-Zero Factory Certified Service, unless otherwise specified by Sub-Zero, Inc. Service will be provided during normal business hours.

##### LIMITED FIVE YEAR SEALED SYSTEM WARRANTY

For five years from the date of original installation, Sub-Zero will repair or replace the following parts that prove to be defective in materials or workmanship: compressor, condenser, evaporator, drier and all connecting tubing. If the owner uses Sub-Zero Factory Certified Service, the service provider will repair or replace these parts with the owner paying for all other costs, including labor. If the owner uses non-certified service, the owner must contact Sub-Zero, Inc. (using the information below) to receive repaired or replacement parts. Sub-Zero will not reimburse the owner for parts purchased from non-certified service or other sources.

##### TERMS APPLICABLE TO EACH WARRANTY

The warranty applies only to products installed for normal use. The warranty applies only to products installed in any one of the fifty states of the United States, the District of Columbia or the ten provinces of Canada. This warranty does not cover any parts or labor to correct any defect caused by negligence, accident or improper use, maintenance, installation, service or repair.

THE REMEDIES DESCRIBED ABOVE FOR EACH WARRANTY ARE THE ONLY ONES THAT SUB-ZERO, INC. WILL PROVIDE, EITHER UNDER THIS WARRANTY OR UNDER ANY WARRANTY ARISING BY OPERATION OF LAW. SUB-ZERO, INC. WILL NOT BE RESPONSIBLE FOR ANY CONSEQUENTIAL OR INCIDENTAL DAMAGES ARISING FROM THE BREACH OF THIS WARRANTY OR ANY OTHER WARRANTY, WHETHER EXPRESS, IMPLIED OR STATUTORY.

Some states do not allow the exclusion or limitation of incidental or consequential damages, so the above limitation or exclusion may not apply to you. This warranty gives you specific legal rights and you may also have other legal rights that vary from state to state.

To receive parts and/or service and the name of Sub-Zero Factory Certified Service nearest you, contact Sub-Zero, Inc., P.O. Box 44848, Madison, WI 53744; check the Product Support section of our website, [subzero.com](http://subzero.com), email us at [customerservice@subzero.com](mailto:customerservice@subzero.com), or call 800-222-7820.

\*Stainless steel (doors, panels, handles, product frames and interior surfaces) are covered by a limited 60-day parts and labor warranty for cosmetic defects.

\*Replacement water filters and air purification cartridges are not covered by the product warranty.



20

22



SUB-ZERO, INC. • P.O. BOX 44130 MADISON, WI 53744 • SUBZERO.COM • 800-222-7820