

2022

UNITED STATES
DISTRIBUTOR PRICE LIST

PRICES EFFECTIVE
10/01/2021



Table of Contents

Wall Ovens	3
M Series Ovens	5
E Series Ovens	13
Convection Steam Ovens	16
Convection Speed Ovens	20
Microwave Ovens	23
Warming Drawers	29
Vacuum Seal Drawer	31
Cooktops	32
Module Cooktops	33
Induction Cooktops	37
Electric Cooktops	40
Gas Cooktops	42
Coffee Systems	45
Ranges and Rangetops	48
Induction Ranges	50
Dual Fuel Ranges	52
Sealed Burner Rangetops	63
Gas Ranges	69
Outdoor Gas Grills, Modules, and Ventilation	77
Ventilation	86
Cooktop Ventilation	88
Pro Ventilation	99
Wolf Warranties	124

Model numbers, specifications, and prices are subject to change at any time without notice. Visit wolfappliance.com/specs, for the most up-to-date information.

IMPORTANT NOTE: Throughout this price list, dimensions in parentheses are in millimeters unless otherwise specified.

NOTE ALSO: Use of Manufacturer's Suggested Retail Price ("MSRP") is subject to the requirements of Section 1.6 of the Sub-Zero Distributor Agreement, as amended.



Indicates Wi-Fi enabled.



Indicates Star-K certified.

The information and images in this guide are the copyright property of Sub-Zero, Inc. Neither this guide nor any information or images contained herein may be copied or used in whole or in part without the express written permission of Sub-Zero, Inc. ©Sub-Zero, Inc. all rights reserved.

Sub-Zero, Sub-Zero & Design, Sub-Zero & Snowflake Design, Dual Refrigeration, The Living Kitchen, Great American Kitchens The Fine Art of Kitchen Design, Wolf, Wolf & Design, Wolf Gourmet, W & Design, red colored knobs, Cove, and Cove & Design, are registered trademarks and service marks of Sub-Zero Group, Inc. and its subsidiaries.

All other trademarks are property of their respective owners in the United States and other countries.



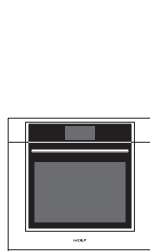
Wall Ovens

These are the ovens that took the cooking world by storm, bringing professional performance into the home kitchen. Bake, roast, and broil with the confidence of Wolf Convection, Convection Steam, Convection Speed, and Microwave Built-In Ovens. They offer intuitive controls and consistent temperatures to ensure every meal is predictably remarkable. Available in three distinct looks—transitional, professional, and contemporary. Pair with a Warming Drawer or Vacuum Seal Drawer for added versatility.

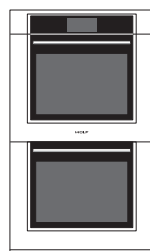
MODEL NUMBER KEY

Single Oven	SO
Double Oven	DO
Convection Steam Oven	CSO
Speed Oven	SPO
Drop-Down Door Microwave Oven	MDD
Drawer Microwave Oven	MD
Convection Microwave Oven	MC
Standard Microwave Oven	MS
Warming Drawer	WWD
Vacuum Seal Drawer	VS
M Series Transitional	TM
M Series Professional	PM
M Series Contemporary	CM
E Series Transitional	TE
E Series Professional	PE
Stainless Steel	S
Black Glass	B
Tubular Handle	T or TH
Pro Handle	P or PH
Outdoor Model	O

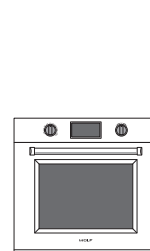
M Series Ovens



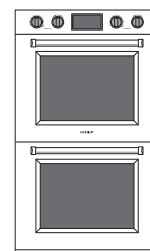
SO30TM/S/TH



DO30TM/S/TH



SO30PM/S/PH



DO30PM/S/PH



SO30CM/B



DO30CM/B



SO30CM/S

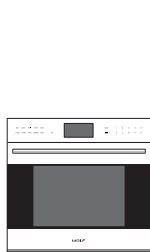


DO30CM/S

E Series Ovens



SO24TE/S/TH



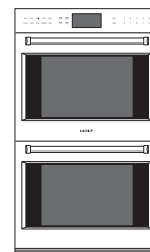
SO3050TE/S/T



DO3050TE/S/T



SO3050PE/S/P



DO3050PE/S/P

Convection Steam Ovens



CSO24TE/S/TH



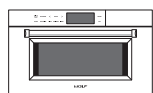
CSO30TE/S/TH



CSO30PE/S/PH



CSO30TM/S/TH



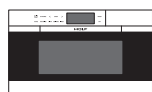
CSO30PM/S/PH



CSO30CM/B/TH




CSO30CM/B




CSO30CM/S

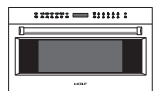
Convection Speed Ovens




SPO24TE/S/TH



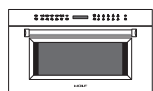
SPO30TE/S/TH



SPO30PE/S/PH



SPO30TM/S/TH



SPO30PM/S/PH



SPO30CM/B/TH

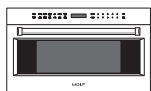
Drop-Down Door Microwave Ovens



MDD24TE/S/TH



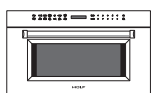
MDD30TE/S/TH



MDD30PE/S/PH



MDD30TM/S/TH



MDD30PM/S/PH



MDD30CM/B/TH

Drawer Microwave Ovens



MD24TE/S



MD30TE/S



MD30PE/S

Convection Microwave Oven



MC24

Standard Microwave Oven




MS24

Warming Drawers



WWD30



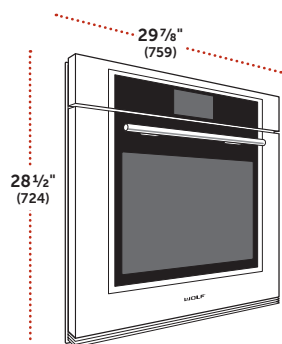
WWD30O

Vacuum Seal Drawer



VS24

M Series Ovens



30" M Series Transitional Single Oven

MODEL	MSRP
SO30TM/S/TH	\$6,075

SPECIFICATIONS

Overall Dimensions	29 7/8" W (759) x 28 1/2" H (724) x 23" D (584)
Interior Capacity	5.1 cu ft (144 L)
Interior Dimensions	25 1/4" W (641) x 17 1/2" H (445) x 19 7/8" D (505)
Shipping Weight	273 lbs (124 kg)

FEATURES

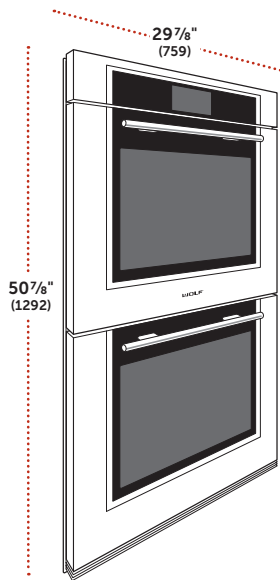
- Stainless steel
- Standard or flush inset installation
- 3/4" tubular handle
- Dual VertiCross™ convection
- 10 cooking modes
- Interactive color touchscreen
- 1 standard and 2 full-extension ball bearing racks
- Broiler pan and temperature probe

Accessories

DESCRIPTION	NUMBER	MSRP
Oven Racks		
Full-Ext Ball Bearing Rack	823255	\$185
Standard Oven Rack	823256	\$90
Standard Oven Rack Set (3)	823257	\$225
Dehydration Rack Set (2)	823247	\$195
30" (762) Baking Sheet	823269	\$80
Temperature Probe	823261	\$80
Broiler Pan	819377	\$70
Multifunction Pan/Rack	823266	\$245
Bake Stone Kit	823244	\$245
Dual Installation Kit*	826001	N/C

*Dual installation kit required for side by side installations.

M Series Ovens



30" M Series Transitional Double Oven

MODEL	MSRP
DO30TM/S/TH	\$9,185

SPECIFICATIONS

Overall Dimensions	29 7/8" W (759) x 50 7/8" H (1292) x 23" D (584)
Capacity (per oven)	5.1 cu ft (144 L)
Interior Dimensions	25 1/4" W (641) x 17 1/2" H (445) x 19 7/8" D (505)
Shipping Weight	466 lbs (211 kg)

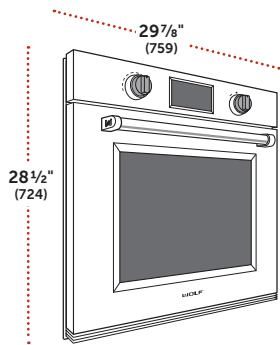
FEATURES

- Stainless steel
- Standard or flush inset installation
- 3/4" tubular handles
- Dual VertiCross™ convection
- 10 cooking modes
- Interactive color touchscreen
- 1 standard and 2 full-extension ball bearing racks (per oven)
- Broiler pan and temperature probe

Accessories

DESCRIPTION	NUMBER	MSRP
Oven Racks		
Full-Ext Ball Bearing Rack	823255	\$185
Standard Oven Rack	823256	\$90
Standard Oven Rack Set (3)	823257	\$225
Dehydration Rack Set (2)	823247	\$195
30" (762) Baking Sheet	823269	\$80
Temperature Probe	823261	\$80
Broiler Pan	819377	\$70
Multifunction Pan/Rack	823266	\$245
Bake Stone Kit	823244	\$245

M Series Ovens



30" M Series Professional Single Oven

MODEL	MSRP
SO30PM/S/PH	\$6,330

SPECIFICATIONS

Overall Dimensions	29 7/8"W (759) x 28 1/2"H (724) x 23"D (584)
Interior Capacity	5.1 cu ft (144 L)
Interior Dimensions	25 1/4"W (641) x 17 1/2"H (445) x 19 7/8"D (505)
Shipping Weight	273 lbs (124 kg)

FEATURES

- Stainless steel
- Standard or flush inset installation
- Pro handle
- Dual VertiCross™ convection
- 10 cooking modes
- Interactive color touchscreen
- 1 standard and 2 full-extension ball bearing racks
- Broiler pan and temperature probe

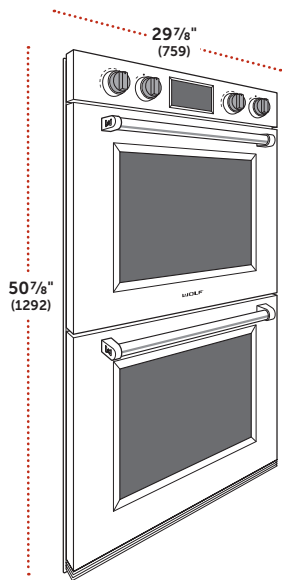
Accessories

DESCRIPTION	NUMBER	MSRP
Oven Racks		
Full-Ext Ball Bearing Rack	823255	\$185
Standard Oven Rack	823256	\$90
Standard Oven Rack Set (3)	823257	\$225
Dehydration Rack Set (2)	823247	\$195
Knobs		
Stainless	823272	\$60
Stainless*	823275	N/C
Red	823273	\$45
Black	823271	\$45
Black*	823274	N/C
30" (762) Baking Sheet	823269	\$80
Temperature Probe	823261	\$80
Broiler Pan	819377	\$70
Multifunction Pan/Rack	823266	\$245
Bake Stone Kit	823244	\$245
Dual Installation Kit**	826001	N/C

*Unit ships with red knobs. One set at no charge with product purchase.

**Dual installation kit required for side by side installations.

M Series Ovens



30" M Series Professional Double Oven

MODEL	MSRP
DO30PM/S/PH	\$9,690

SPECIFICATIONS

Overall Dimensions	29 7/8" W (759) x 50 7/8" H (1292) x 23" D (584)
Capacity (per oven)	5.1 cu ft (144 L)
Interior Dimensions	25 1/4" W (641) x 17 1/2" H (445) x 19 7/8" D (505)
Shipping Weight	466 lbs (211 kg)

FEATURES

- Stainless steel
- Standard or flush inset installation
- Pro handles
- Dual VertiCross™ convection
- 10 cooking modes
- Interactive color touchscreen
- 1 standard and 2 full-extension ball bearing racks (per oven)
- Broiler pan and temperature probe

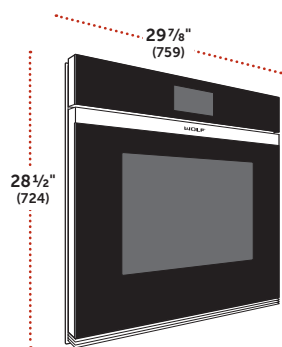
Accessories

DESCRIPTION	NUMBER	MSRP
Oven Racks		
Full-Ext Ball Bearing Rack	823255	\$185
Standard Oven Rack	823256	\$90
Standard Oven Rack Set (3)	823257	\$225
Dehydration Rack Set (2)	823247	\$195
Knobs		
Stainless**	823272	\$60
Stainless*	823275	N/C
Red**	823273	\$45
Black**	823271	\$45
Black*	823274	N/C
30" (762) Baking Sheet	823269	\$80
Temperature Probe	823261	\$80
Broiler Pan	819377	\$70
Multifunction Pan/Rack	823266	\$245
Bake Stone Kit	823244	\$245

*Unit ships with red knobs. One set at no charge with product purchase. Must order quantity two.

**Must order quantity two.

M Series Ovens



30" M Series Contemporary Black Glass Single Oven

MODEL	MSRP
SO30CM/B	\$6,165

SPECIFICATIONS

Overall Dimensions	29 7/8" W (759) x 28 1/2" H (724) x 23" D (584)
Interior Capacity	5.1 cu ft (144 L)
Interior Dimensions	25 1/4" W (641) x 17 1/2" H (445) x 19 7/8" D (505)
Shipping Weight	273 lbs (124 kg)

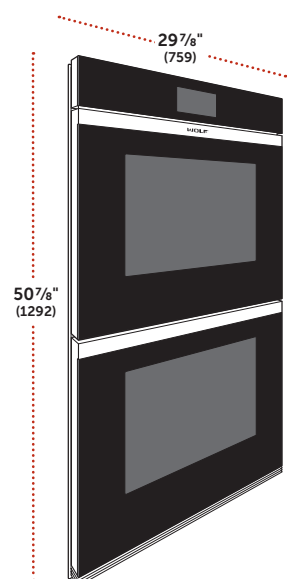
FEATURES

- Handleless black glass
- Standard or flush inset installation
- Dual VertiCross™ convection
- 10 cooking modes
- Interactive color touchscreen
- 1 standard and 2 full-extension ball bearing racks
- Broiler pan and temperature probe

Accessories

DESCRIPTION	NUMBER	MSRP
Oven Racks		
Full-Ext Ball Bearing Rack	823255	\$185
Standard Oven Rack	823256	\$90
Standard Oven Rack Set (3)	823257	\$225
Dehydration Rack Set (2)	823247	\$195
30" (762) Baking Sheet	823269	\$80
Temperature Probe	823261	\$80
Broiler Pan	819377	\$70
Multifunction Pan/Rack	823266	\$245
Bake Stone Kit	823244	\$245
Dual Installation Kit*	826001	N/C

*Dual installation kit required for side by side installations.



30" M Series Contemporary Black Glass Double Oven

MODEL	MSRP
DO30CM/B	\$9,190

SPECIFICATIONS

Overall Dimensions	29 7/8" W (759) x 50 7/8" H (1292) x 23" D (584)
Capacity (per oven)	5.1 cu ft (144 L)
Interior Dimensions	25 1/4" W (641) x 17 1/2" H (445) x 19 7/8" D (505)
Shipping Weight	466 lbs (211 kg)

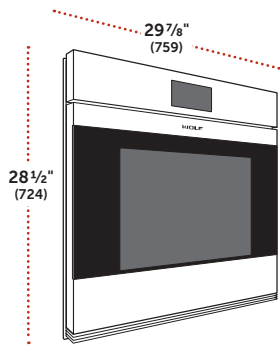
FEATURES

- Handleless black glass
- Standard or flush inset installation
- Dual VertiCross™ convection
- 10 cooking modes
- Interactive color touchscreen
- 1 standard and 2 full-extension ball bearing racks (per oven)
- Broiler pan and temperature probe

Accessories

DESCRIPTION	NUMBER	MSRP
Oven Racks		
Full-Ext Ball Bearing Rack	823255	\$185
Standard Oven Rack	823256	\$90
Standard Oven Rack Set (3)	823257	\$225
Dehydration Rack Set (2)	823247	\$195
30" (762) Baking Sheet	823269	\$80
Temperature Probe	823261	\$80
Broiler Pan	819377	\$70
Multifunction Pan/Rack	823266	\$245
Bake Stone Kit	823244	\$245

M Series Ovens



30" M Series Contemporary Stainless Steel Single Oven

MODEL	MSRP
SO30CM/S	\$6,250

SPECIFICATIONS

Overall Dimensions	29 7/8" W (759) x 28 1/2" H (724) x 23" D (584)
Interior Capacity	5.1 cu ft (144 L)
Interior Dimensions	25 1/4" W (641) x 17 1/2" H (445) x 19 7/8" D (505)
Shipping Weight	273 lbs (124 kg)

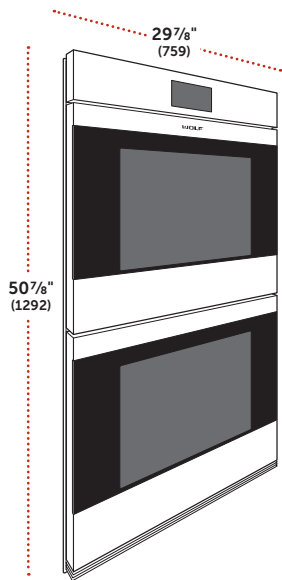
FEATURES

- Handleless stainless steel
- Standard or flush inset installation
- Dual VertiCross™ convection
- 10 cooking modes
- Interactive color touchscreen
- 1 standard and 2 full-extension ball bearing racks
- Broiler pan and temperature probe

Accessories

DESCRIPTION	NUMBER	MSRP
Oven Racks		
Full-Ext Ball Bearing Rack	823255	\$185
Standard Oven Rack	823256	\$90
Standard Oven Rack Set (3)	823257	\$225
Dehydration Rack Set (2)	823247	\$195
30" (762) Baking Sheet	823269	\$80
Temperature Probe	823261	\$80
Broiler Pan	819377	\$70
Multifunction Pan/Rack	823266	\$245
Bake Stone Kit	823244	\$245
Dual Installation Kit*	826001	N/C

*Dual installation kit required for side by side installations.



30" M Series Contemporary Stainless Steel Double Oven

MODEL	MSRP
DO30CM/S	\$9,360

SPECIFICATIONS

Overall Dimensions	29 7/8" W (759) x 50 7/8" H (1292) x 23" D (584)
Capacity (per oven)	5.1 cu ft (144 L)
Interior Dimensions	25 1/4" W (641) x 17 1/2" H (445) x 19 7/8" D (505)
Shipping Weight	466 lbs (211 kg)

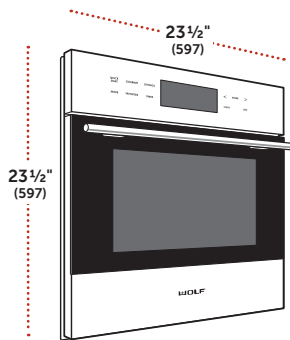
FEATURES

- Handleless stainless steel
- Standard or flush inset installation
- Dual VertiCross™ convection
- 10 cooking modes
- Interactive color touchscreen
- 1 standard and 2 full-extension ball bearing racks (per oven)
- Broiler pan and temperature probe

Accessories

DESCRIPTION	NUMBER	MSRP
Oven Racks		
Full-Ext Ball Bearing Rack	823255	\$185
Standard Oven Rack	823256	\$90
Standard Oven Rack Set (3)	823257	\$225
Dehydration Rack Set (2)	823247	\$195
30" (762) Baking Sheet	823269	\$80
Temperature Probe	823261	\$80
Broiler Pan	819377	\$70
Multifunction Pan/Rack	823266	\$245
Bake Stone Kit	823244	\$245

E Series Ovens



24" E Series Transitional Single Oven

MODEL	MSRP
SO24TE/S/TH	\$3,080

SPECIFICATIONS

Overall Dimensions	23 1/2" W (597) x 23 1/2" H (597) x 21 1/2" D (546)
--------------------	---

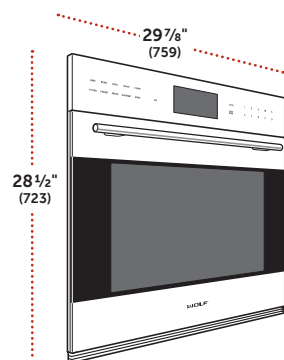
FEATURES

- Stainless steel
- Standard or flush inset installation
- Tubular handle
- Convection fan
- 11 cooking modes
- Self-clean
- 1 standard rack and 1 versatile porcelain-coated pan
- Temperature probe

Accessories

DESCRIPTION	NUMBER	MSRP
Solid Pan		
12 3/4" x 1 1/2" x 7"	820016	\$130
12 3/4" x 1 1/4" x 14"	827037	\$165
17 3/4" x 1 1/4" x 15"	821210	\$185
Porcelain Baking Sheet	821228	\$130
Standard Oven Rack	826855	\$165
Full-Extension Rack Guides	826628	\$880
Temperature Probe	820867	\$80
Handle		
Pro Handle	826668	\$195
Edge Trim Kit		
24" (610) Black	829158	\$205

E Series Ovens



30" E Series Transitional Single Oven

MODEL	MSRP
SO3050TE/S/T	\$5,085

SPECIFICATIONS

Overall Dimensions	29 7/8" W (759) x 28 1/2" H (723) x 23" D (584)
Interior Capacity	4.7 cu ft (133 L)
Interior Dimensions	25 1/4" W (642) x 17 1/2" H (445) x 18 1/2" D (470)
Shipping Weight	257 lbs (117 kg)

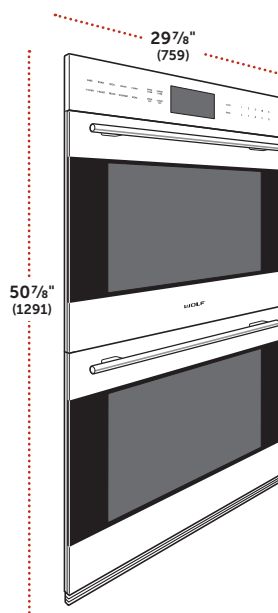
FEATURES

- Stainless steel
- Standard or flush inset installation
- 3/4" tubular handle
- Dual convection with 10 cooking modes including Gourmet
- Large full-color touchscreen and stainless touch controls
- 1 standard and 2 full-extension ball bearing racks
- Broiler pan and temperature probe

Accessories

DESCRIPTION	NUMBER	MSRP
Oven Racks		
Full-Ext Ball Bearing Rack	829241	\$180
Standard Oven Rack	829240	\$85
Dehydration Rack Set (2)	823247	\$195
30" (762) Baking Sheet	823269	\$80
Multifunction Pan/Rack	829265	\$240
Temperature Probe	823261	\$80
Broiler Pan	819377	\$70
Bake Stone Kit	9016697	\$240
Dual Installation Kit*	826001	N/C

*Dual installation kit required for side by side installations.



30" E Series Transitional Double Oven

MODEL	MSRP
DO3050TE/S/T	\$7,630

SPECIFICATIONS

Overall Dimensions	29 7/8" W (759) x 50 7/8" H (1291) x 23" D (584)
Capacity (per oven)	4.7 cu ft (133 L)
Interior Dimensions	25 1/4" W (642) x 17 1/2" H (445) x 18 1/2" D (470)
Shipping Weight	446 lbs (202 kg)

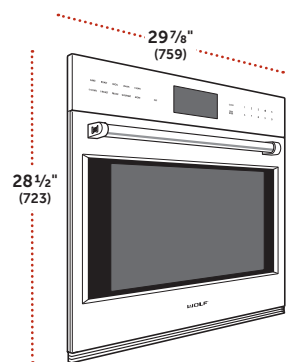
FEATURES

- Stainless steel
- Standard or flush inset installation
- 3/4" tubular handle
- Dual convection upper oven with a conventional lower oven
- 10 cooking modes including Gourmet in upper oven
- Large full-color touchscreen and stainless touch controls
- 1 standard and 2 full-extension ball bearing racks (per oven)
- Broiler pan and temperature probe

Accessories

DESCRIPTION	NUMBER	MSRP
Oven Racks		
Full-Ext Ball Bearing Rack	829241	\$180
Standard Oven Rack	829240	\$85
Dehydration Rack Set (2)	823247	\$195
30" (762) Baking Sheet	823269	\$80
Multifunction Pan/Rack	829265	\$240
Temperature Probe	823261	\$80
Broiler Pan	819377	\$70
Bake Stone Kit	9016697	\$240

E Series Ovens



30" E Series Professional Single Oven

MODEL	MSRP
SO3050PE/S/P	\$5,110

SPECIFICATIONS

Overall Dimensions	29 7/8" W (759) x 28 1/2" H (723) x 23" D (584)
Interior Capacity	4.7 cu ft (133 L)
Interior Dimensions	25 1/4" W (642) x 17 1/2" H (445) x 18 1/2" D (470)
Shipping Weight	257 lbs (117 kg)

FEATURES

- Stainless steel
- Standard or flush inset installation
- Pro handle
- Dual convection with 10 cooking modes including Gourmet
- Large full-color touchscreen and stainless touch controls
- 1 standard and 2 full-extension ball bearing racks
- Broiler pan and temperature probe

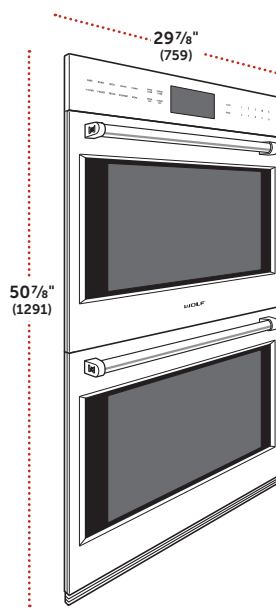
Accessories

DESCRIPTION	NUMBER	MSRP
Oven Racks		
Full-Ext Ball Bearing Rack	829241	\$180
Standard Oven Rack	829240	\$85
Dehydration Rack Set (2)	823247	\$195
30" (762) Baking Sheet	823269	\$80
Multifunction Pan/Rack	829265	\$240
Temperature Probe	823261	\$80
Broiler Pan	819377	\$70
Bake Stone Kit	9016697	\$240
Dual Installation Kit*	826001	N/C

*Dual installation kit required for side by side installations.

Prices Effective

10/01/2021



30" E Series Professional Double Oven

MODEL	MSRP
DO3050PE/S/P	\$7,690

SPECIFICATIONS

Overall Dimensions	29 7/8" W (759) x 50 7/8" H (1291) x 23" D (584)
Capacity (per oven)	4.7 cu ft (133 L)
Interior Dimensions	25 1/4" W (642) x 17 1/2" H (445) x 18 1/2" D (470)
Shipping Weight	446 lbs (202 kg)

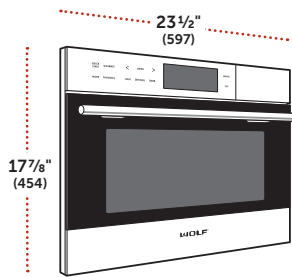
FEATURES

- Stainless steel
- Standard or flush inset installation
- Pro handle
- Dual convection upper oven with a conventional lower oven
- 10 cooking modes including Gourmet in upper oven
- Large full-color touchscreen and stainless touch controls
- 1 standard and 2 full-extension ball bearing racks (per oven)
- Broiler pan and temperature probe

Accessories

DESCRIPTION	NUMBER	MSRP
Oven Racks		
Full-Ext Ball Bearing Rack	829241	\$180
Standard Oven Rack	829240	\$85
Dehydration Rack Set (2)	823247	\$195
30" (762) Baking Sheet	823269	\$80
Multifunction Pan/Rack	829265	\$240
Temperature Probe	823261	\$80
Broiler Pan	819377	\$70
Bake Stone Kit	9016697	\$240

Convection Steam Ovens



24" E Series Transitional Convection Steam Oven

MODEL	MSRP
CSO24TE/S/TH	\$4,855

SPECIFICATIONS

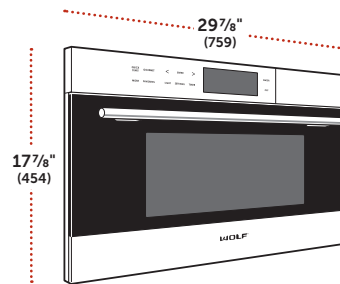
Overall Dimensions	23½" W (597) x 17⅞" H (454) x 21½" D (546)
Interior Capacity	1.8 cu ft (51 L)
Interior Dimensions	17⅞" W (454) x 11" H (280) x 15¾" D (400)
Power	3800 W
Shipping Weight	80 lbs (36 kg)

FEATURES

- Stainless steel
- Standard or flush inset installation
- ¾" tubular handle
- Convection with 13 cooking modes
- 2 wire oven racks
- 1 perforated and 1 solid 17¾" x 1" x 15" pan
- Temperature probe

Accessories

DESCRIPTION	NUMBER	MSRP
Perforated Pan		
12¾" x 1½" x 7"	819999	\$165
12¾" x 2½" x 7"	820018	\$195
17¾" x 1¼" x 15"	821212	\$225
Solid Pan		
12¾" x 1½" x 7"	820016	\$130
12¾" x 1¼" x 14"	827037	\$165
17¾" x 1¼" x 15"	821210	\$185
Porcelain Baking Sheet	821228	\$130
Oven Rack	821218	\$165
Full-Extension Rack Guides	821718	\$515
Descaling Solution	820021	\$40
Handle		
Pro Handle	826668	\$195
Edge Trim Kit		
24" (610) Black	829156	\$205



30" E Series Transitional Convection Steam Oven

MODEL	MSRP
CSO30TE/S/TH	\$5,305

SPECIFICATIONS

Overall Dimensions	29⅞" W (759) x 17⅞" H (454) x 21½" D (546)
Interior Capacity	1.8 cu ft (51 L)
Interior Dimensions	17⅞" W (454) x 11" H (280) x 15¾" D (400)
Power	3800 W
Shipping Weight	80 lbs (36 kg)

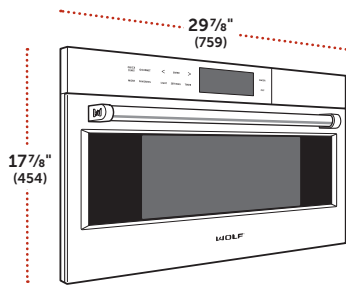
FEATURES

- Stainless steel
- Standard or flush inset installation
- ¾" tubular handle
- Convection with 13 cooking modes
- 2 wire oven racks
- 1 perforated and 1 solid 17¾" x 1" x 15" pan
- Temperature probe

Accessories

DESCRIPTION	NUMBER	MSRP
Perforated Pan		
12¾" x 1½" x 7"	819999	\$165
12¾" x 2½" x 7"	820018	\$195
17¾" x 1¼" x 15"	821212	\$225
Solid Pan		
12¾" x 1½" x 7"	820016	\$130
12¾" x 1¼" x 14"	827037	\$165
17¾" x 1¼" x 15"	821210	\$185
Porcelain Baking Sheet	821228	\$130
Oven Rack	821218	\$165
Full-Extension Rack Guides	821718	\$515
Descaling Solution	820021	\$40

Convection Steam Ovens



30" E Series Professional Convection Steam Oven

MODEL	MSRP
CSO30PE/S/PH	\$5,330

SPECIFICATIONS

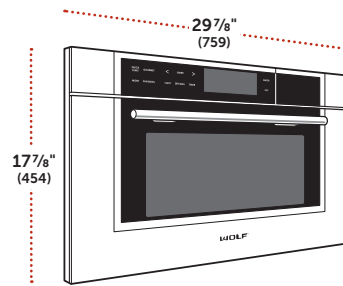
Overall Dimensions	29 ⁷ / ₈ " W (759) x 17 ⁷ / ₈ " H (454) x 21 ¹ / ₂ " D (546)
Interior Capacity	1.8 cu ft (51 L)
Interior Dimensions	17 ⁷ / ₈ " W (454) x 11" H (280) x 15 ³ / ₄ " D (400)
Power	3800 W
Shipping Weight	80 lbs (36 kg)

FEATURES

- Stainless steel
- Standard or flush inset installation
- Pro handle
- Convection with 13 cooking modes
- 2 wire oven racks
- 1 perforated and 1 solid 17³/₄" x 1" x 15" pan
- Temperature probe

Accessories

DESCRIPTION	NUMBER	MSRP
Perforated Pan		
12 ³ / ₄ " x 1 ¹ / ₂ " x 7"	819999	\$165
12 ³ / ₄ " x 2 ¹ / ₂ " x 7"	820018	\$195
17 ³ / ₄ " x 1 ¹ / ₄ " x 15"	821212	\$225
Solid Pan		
12 ³ / ₄ " x 1 ¹ / ₂ " x 7"	820016	\$130
12 ³ / ₄ " x 1 ¹ / ₄ " x 14"	827037	\$165
17 ³ / ₄ " x 1 ¹ / ₄ " x 15"	821210	\$185
Porcelain Baking Sheet	821228	\$130
Oven Rack	821218	\$165
Full-Extension Rack Guides	821718	\$515
Descaling Solution	820021	\$40



30" M Series Transitional Convection Steam Oven

MODEL	MSRP
CSO30TM/S/TH	\$5,330

SPECIFICATIONS

Overall Dimensions	29 ⁷ / ₈ " W (759) x 17 ⁷ / ₈ " H (454) x 21 ¹ / ₂ " D (546)
Interior Capacity	1.8 cu ft (51 L)
Interior Dimensions	17 ⁷ / ₈ " W (454) x 11" H (280) x 15 ³ / ₄ " D (400)
Power	3800 W
Shipping Weight	80 lbs (36 kg)

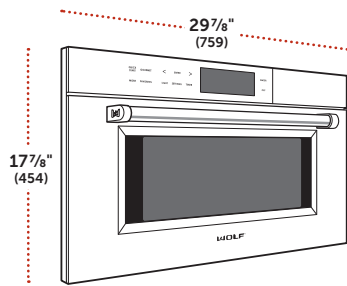
FEATURES

- Stainless steel
- Standard or flush inset installation
- ³/₄" tubular handle
- Convection with 13 cooking modes
- 2 wire oven racks
- 1 perforated and 1 solid 17³/₄" x 1" x 15" pan
- Temperature probe

Accessories

DESCRIPTION	NUMBER	MSRP
Perforated Pan		
12 ³ / ₄ " x 1 ¹ / ₂ " x 7"	819999	\$165
12 ³ / ₄ " x 2 ¹ / ₂ " x 7"	820018	\$195
17 ³ / ₄ " x 1 ¹ / ₄ " x 15"	821212	\$225
Solid Pan		
12 ³ / ₄ " x 1 ¹ / ₂ " x 7"	820016	\$130
12 ³ / ₄ " x 1 ¹ / ₄ " x 14"	827037	\$165
17 ³ / ₄ " x 1 ¹ / ₄ " x 15"	821210	\$185
Porcelain Baking Sheet	821228	\$130
Oven Rack	821218	\$165
Full-Extension Rack Guides	821718	\$515
Descaling Solution	820021	\$40

Convection Steam Ovens



30" M Series Professional Convection Steam Oven

MODEL	MSRP
CSO30PM/S/PH	\$5,355

SPECIFICATIONS

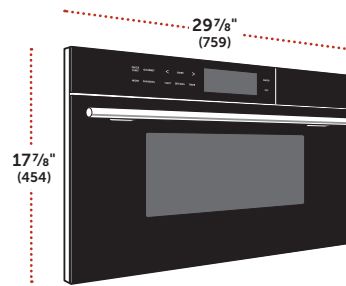
Overall Dimensions	29 7/8" W (759) x 17 7/8" H (454) x 21 1/2" D (546)
Interior Capacity	1.8 cu ft (51 L)
Interior Dimensions	17 7/8" W (454) x 11" H (280) x 15 3/4" D (400)
Power	3800 W
Shipping Weight	80 lbs (36 kg)

FEATURES

- Stainless steel
- Standard or flush inset installation
- Pro handle
- Convection with 13 cooking modes
- 2 wire oven racks
- 1 perforated and 1 solid 17 3/4" x 1" x 15" pan
- Temperature probe

Accessories

DESCRIPTION	NUMBER	MSRP
Perforated Pan		
12 3/4" x 1 1/2" x 7"	819999	\$165
12 3/4" x 2 1/2" x 7"	820018	\$195
17 3/4" x 1 1/4" x 15"	821212	\$225
Solid Pan		
12 3/4" x 1 1/2" x 7"	820016	\$130
12 3/4" x 1 1/4" x 14"	827037	\$165
17 3/4" x 1 1/4" x 15"	821210	\$185
Porcelain Baking Sheet	821228	\$130
Oven Rack	821218	\$165
Full-Extension Rack Guides	821718	\$515
Descaling Solution	820021	\$40



30" M Series Contemporary Black Glass Convection Steam Oven

MODEL	MSRP
CSO30CM/B/TH	\$5,245

SPECIFICATIONS

Overall Dimensions	29 7/8" W (759) x 17 7/8" H (454) x 21 1/2" D (546)
Interior Capacity	1.8 cu ft (51 L)
Interior Dimensions	17 7/8" W (454) x 11" H (280) x 15 3/4" D (400)
Power	3800 W
Shipping Weight	80 lbs (36 kg)

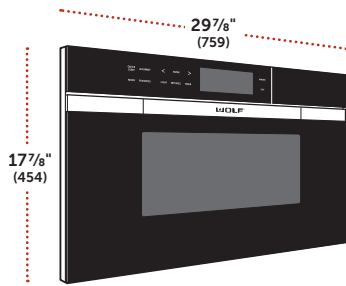
FEATURES

- Black glass
- Standard or flush inset installation
- 3/4" tubular handle
- Convection with 13 cooking modes
- 2 wire oven racks
- 1 perforated and 1 solid 17 3/4" x 1" x 15" pan
- Temperature probe

Accessories

DESCRIPTION	NUMBER	MSRP
Perforated Pan		
12 3/4" x 1 1/2" x 7"	819999	\$165
12 3/4" x 2 1/2" x 7"	820018	\$195
17 3/4" x 1 1/4" x 15"	821212	\$225
Solid Pan		
12 3/4" x 1 1/2" x 7"	820016	\$130
12 3/4" x 1 1/4" x 14"	827037	\$165
17 3/4" x 1 1/4" x 15"	821210	\$185
Porcelain Baking Sheet	821228	\$130
Oven Rack	821218	\$165
Full-Extension Rack Guides	821718	\$515
Descaling Solution	820021	\$40

Convection Steam Ovens



30" M Series Contemporary Black Glass Convection Steam Oven with Retractable Handle

MODEL	MSRP
CSO30CM/B	\$5,465

SPECIFICATIONS

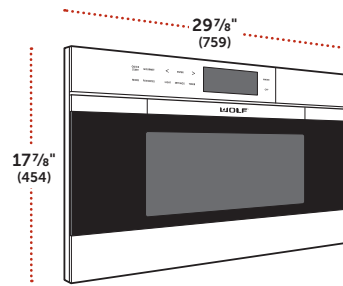
Overall Dimensions	29 7/8" W (759) x 17 7/8" H (454) x 21 1/2" D (546)
Interior Capacity	1.8 cu ft (51 L)
Interior Dimensions	17 7/8" W (454) x 11" H (280) x 15 3/4" D (400)
Power	3800 W
Shipping Weight	80 lbs (36 kg)

FEATURES

- Black glass
- Standard or flush inset installation
- Retractable handle
- Convection with 13 cooking modes
- 2 wire oven racks
- 1 perforated and 1 solid 17 3/4" x 1" x 15" pan
- Temperature probe

Accessories

DESCRIPTION	NUMBER	MSRP
Perforated Pan		
12 3/4" x 1 1/2" x 7"	819999	\$165
12 3/4" x 2 1/2" x 7"	820018	\$195
17 3/4" x 1 1/4" x 15"	821212	\$225
Solid Pan		
12 3/4" x 1 1/2" x 7"	820016	\$130
12 3/4" x 1 1/4" x 14"	827037	\$165
17 3/4" x 1 1/4" x 15"	821210	\$185
Porcelain Baking Sheet	821228	\$130
Oven Rack	821218	\$165
Full-Extension Rack Guides	821718	\$515
Descaling Solution	820021	\$40



30" M Series Contemporary Stainless Steel Convection Steam Oven with Retractable Handle

MODEL	MSRP
CSO30CM/S	\$5,550

SPECIFICATIONS

Overall Dimensions	29 7/8" W (759) x 17 7/8" H (454) x 21 1/2" D (546)
Interior Capacity	1.8 cu ft (51 L)
Interior Dimensions	17 7/8" W (454) x 11" H (280) x 15 3/4" D (400)
Power	3800 W
Shipping Weight	80 lbs (36 kg)

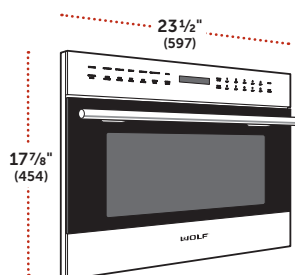
FEATURES

- Stainless steel
- Standard or flush inset installation
- Retractable handle
- Convection with 13 cooking modes
- 2 wire oven racks
- 1 perforated and 1 solid 17 3/4" x 1" x 15" pan
- Temperature probe

Accessories

DESCRIPTION	NUMBER	MSRP
Perforated Pan		
12 3/4" x 1 1/2" x 7"	819999	\$165
12 3/4" x 2 1/2" x 7"	820018	\$195
17 3/4" x 1 1/4" x 15"	821212	\$225
Solid Pan		
12 3/4" x 1 1/2" x 7"	820016	\$130
12 3/4" x 1 1/4" x 14"	827037	\$165
17 3/4" x 1 1/4" x 15"	821210	\$185
Porcelain Baking Sheet	821228	\$130
Oven Rack	821218	\$165
Full-Extension Rack Guides	821718	\$515
Descaling Solution	820021	\$40

Convection Speed Ovens



24" E Series Transitional Speed Oven

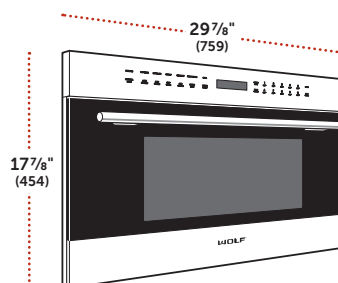
MODEL	MSRP
SPO24TE/S/TH	\$2,615

SPECIFICATIONS

Overall Dimensions	23½"W (597) x 17⅞"H (454) x 21½"D (546)
Interior Capacity	1.6 cu ft (46 L)
Interior Dimensions	17¾"W (451) x 9⅛"H (232) x 17"D (432)
Shipping Weight	105 lbs (48 kg)

FEATURES

- Stainless steel interior
- Dual broil 750 W (1500 W total)
- LED lit interior
- Convection
- Standard or flush inset installation
- Designed to match Wolf ovens



30" E Series Transitional Speed Oven

MODEL	MSRP
SPO30TE/S/TH	\$2,840

SPECIFICATIONS

Overall Dimensions	29⅞"W (759) x 17⅞"H (454) x 21½"D (546)
Interior Capacity	1.6 cu ft (46 L)
Interior Dimensions	17¾"W (451) x 9⅛"H (232) x 17"D (432)
Shipping Weight	105 lbs (48 kg)

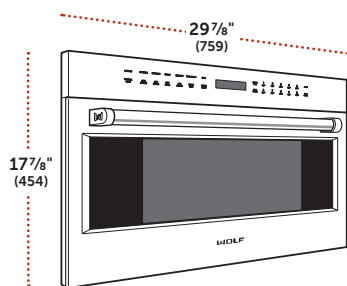
FEATURES

- Stainless steel interior
- Dual broil 750 W (1500 W total)
- LED lit interior
- Convection
- Standard or flush inset installation
- Designed to match Wolf ovens

Accessories

DESCRIPTION	NUMBER	MSRP
Handle		
Pro Handle	826668	\$195
Edge Trim Kit		
24" (610) Black	827256	\$60

Convection Speed Ovens



30" E Series Professional Speed Oven

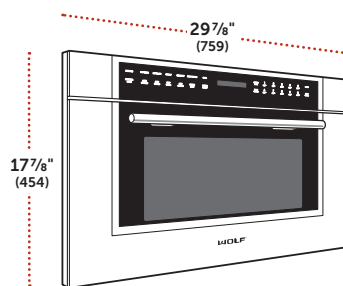
MODEL	MSRP
SPO30PE/S/PH	\$2,950

SPECIFICATIONS

Overall Dimensions	29 ⁷ / ₈ "W (759) x 17 ⁷ / ₈ "H (454) x 21 ¹ / ₂ "D (546)
Interior Capacity	1.6 cu ft (46 L)
Interior Dimensions	17 ³ / ₄ "W (451) x 9 ¹ / ₈ "H (232) x 17"D (432)
Shipping Weight	105 lbs (48 kg)

FEATURES

- Stainless steel interior
- Dual broil 750 W (1500 W total)
- LED lit interior
- Convection
- Standard or flush inset installation
- Designed to match Wolf ovens



30" M Series Transitional Speed Oven

MODEL	MSRP
SPO30TM/S/TH	\$2,855

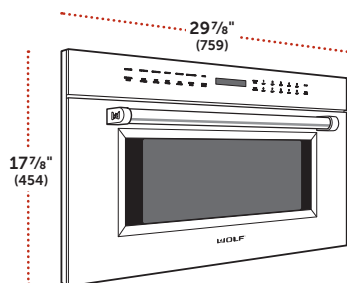
SPECIFICATIONS

Overall Dimensions	29 ⁷ / ₈ "W (759) x 17 ⁷ / ₈ "H (454) x 21 ¹ / ₂ "D (546)
Interior Capacity	1.6 cu ft (46 L)
Interior Dimensions	17 ³ / ₄ "W (451) x 9 ¹ / ₈ "H (232) x 17"D (432)
Shipping Weight	105 lbs (48 kg)

FEATURES

- Stainless steel interior
- Dual broil 750 W (1500 W total)
- LED lit interior
- Convection
- Standard or flush inset installation
- Designed to match Wolf ovens

Convection Speed Ovens



30" M Series Professional Speed Oven

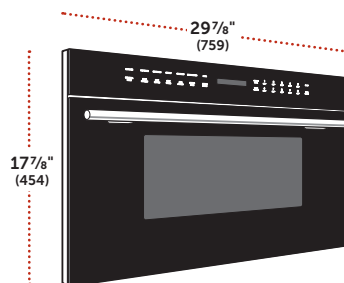
MODEL	MSRP
SPO30PM/S/PH	\$2,965

SPECIFICATIONS

Overall Dimensions	29 7/8"W (759) x 17 7/8"H (454) x 21 1/2"D (546)
Interior Capacity	1.6 cu ft (46 L)
Interior Dimensions	17 3/4"W (451) x 9 1/8"H (232) x 17"D (432)
Shipping Weight	105 lbs (48 kg)

FEATURES

- Stainless steel interior
- Dual broil 750 W (1500 W total)
- LED lit interior
- Convection
- Standard or flush inset installation
- Designed to match Wolf ovens



30" M Series Contemporary Speed Oven

MODEL	MSRP
SPO30CM/B/TH	\$2,745

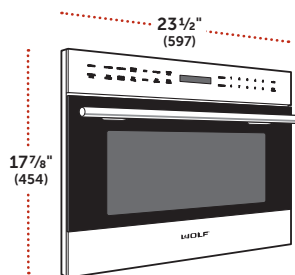
SPECIFICATIONS

Overall Dimensions	29 7/8"W (759) x 17 7/8"H (454) x 21 1/2"D (546)
Interior Capacity	1.6 cu ft (46 L)
Interior Dimensions	17 3/4"W (451) x 9 1/8"H (232) x 17"D (432)
Shipping Weight	105 lbs (48 kg)

FEATURES

- Stainless steel interior
- Dual broil 750 W (1500 W total)
- LED lit interior
- Convection
- Standard or flush inset installation
- Designed to match Wolf ovens

Microwave Ovens



24" E Series Transitional Drop-Down Door Microwave Oven

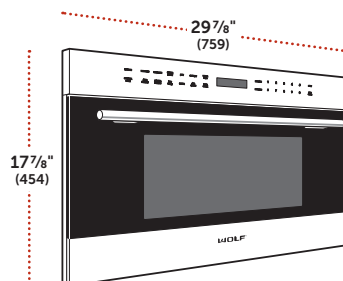
MODEL	MSRP
MDD24TE/S/TH	\$2,110

SPECIFICATIONS

Overall Dimensions	23½"W (597) x 17⅞"H (454) x 20"D (508)
Interior Capacity	1.6 cu ft (45 L)
Interior Dimensions	17¾"W (451) x 9⅛"H (232) x 17"D (432)
Power	900 W
Shipping Weight	80 lbs (36 kg)

FEATURES

- 9 cooking modes
- Standard or flush inset installation
- Designed to match Wolf ovens



30" E Series Transitional Drop-Down Door Microwave Oven

MODEL	MSRP
MDD30TE/S/TH	\$2,335

SPECIFICATIONS

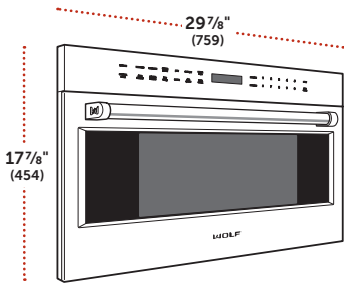
Overall Dimensions	29⅞"W (759) x 17⅞"H (454) x 20"D (508)
Interior Capacity	1.6 cu ft (45 L)
Interior Dimensions	17¾"W (451) x 9⅛"H (232) x 17"D (432)
Power	900 W
Shipping Weight	80 lbs (36 kg)

FEATURES

- 9 cooking modes
- Standard or flush inset installation
- Designed to match Wolf ovens

Accessories

DESCRIPTION	NUMBER	MSRP
Handle		
Pro Handle	826668	\$195
Edge Trim Kit		
24" (610) Black	827256	\$60

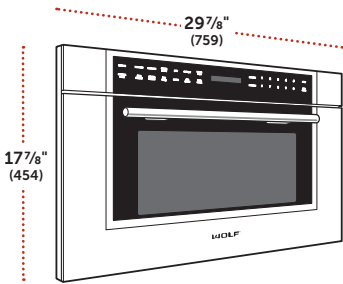


30" E Series Professional Drop-Down Door Microwave Oven

MODEL	MSRP
MDD30PE/S/PH	\$2,445

SPECIFICATIONS	
Overall Dimensions	29 7/8"W (759) x 17 7/8"H (454) x 20"D (508)
Interior Capacity	1.6 cu ft (45 L)
Interior Dimensions	17 3/4"W (451) x 9 1/8"H (232) x 17"D (432)
Power	900 W
Shipping Weight	80 lbs (36 kg)

FEATURES
<ul style="list-style-type: none">- 9 cooking modes- Standard or flush inset installation- Designed to match Wolf ovens



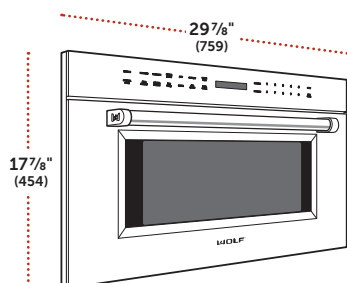
30" M Series Transitional Drop-Down Door Microwave Oven

MODEL	MSRP
MDD30TM/S/TH	\$2,350

SPECIFICATIONS	
Overall Dimensions	29 7/8"W (759) x 17 7/8"H (454) x 20"D (508)
Interior Capacity	1.6 cu ft (45 L)
Interior Dimensions	17 3/4"W (451) x 9 1/8"H (232) x 17"D (432)
Power	900 W
Shipping Weight	80 lbs (36 kg)

FEATURES
<ul style="list-style-type: none">- 9 cooking modes- Standard or flush inset installation- Designed to match Wolf ovens

Microwave Ovens



30" M Series Professional Drop-Down Door Microwave Oven

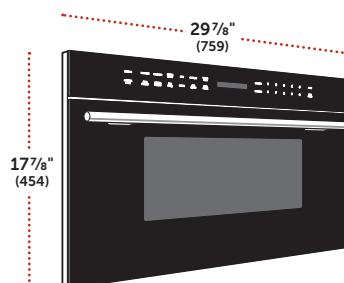
MODEL	MSRP
MDD30PM/S/PH	\$2,460

SPECIFICATIONS

Overall Dimensions	29 ⁷ / ₈ "W (759) x 17 ⁷ / ₈ "H (454) x 20"D (508)
Interior Capacity	1.6 cu ft (45 L)
Interior Dimensions	17 ³ / ₄ "W (451) x 9 ¹ / ₈ "H (232) x 17"D (432)
Power	900 W
Shipping Weight	80 lbs (36 kg)

FEATURES

- 9 cooking modes
- Standard or flush inset installation
- Designed to match Wolf ovens



30" M Series Contemporary Drop-Down Door Microwave Oven

MODEL	MSRP
MDD30CM/B/TH	\$2,240

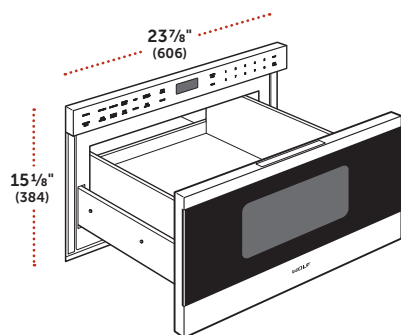
SPECIFICATIONS

Overall Dimensions	29 ⁷ / ₈ "W (759) x 17 ⁷ / ₈ "H (454) x 20"D (508)
Interior Capacity	1.6 cu ft (45 L)
Interior Dimensions	17 ³ / ₄ "W (451) x 9 ¹ / ₈ "H (232) x 17"D (432)
Power	900 W
Shipping Weight	80 lbs (36 kg)

FEATURES

- 9 cooking modes
- Standard or flush inset installation
- Designed to match Wolf ovens

Microwave Ovens



24" Transitional Drawer Microwave Oven

MODEL	MSRP
MD24TE/S	\$2,185

SPECIFICATIONS

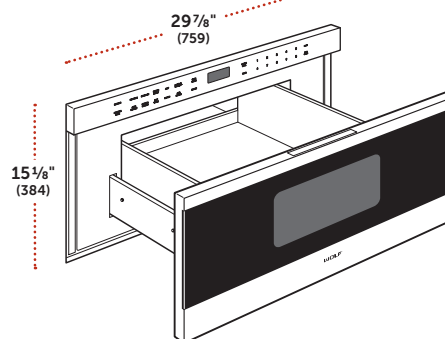
Overall Dimensions	23 7/8" W (606) x 15 1/8" H (384) x 21 7/8" D (556)
Interior Capacity	1.2 cu ft (34 L)
Interior Dimensions	17 5/16" W (440) x 7 1/8" H (181) x 16 9/16" D (421)
Power	950 W
Shipping Weight	91 lbs (41 kg)

FEATURES

- Stainless steel
- Standard or flush inset installation

Accessories

DESCRIPTION	NUMBER	MSRP
Flush Inset Vent	822113	\$45



30" Transitional Drawer Microwave Oven

MODEL	MSRP
MD30TE/S	\$2,240

SPECIFICATIONS

Overall Dimensions	29 7/8" W (759) x 15 1/8" H (384) x 21 7/8" D (556)
Interior Capacity	1.2 cu ft (34 L)
Interior Dimensions	17 5/16" W (440) x 7 1/8" H (181) x 16 9/16" D (421)
Power	950 W
Shipping Weight	96 lbs (44 kg)

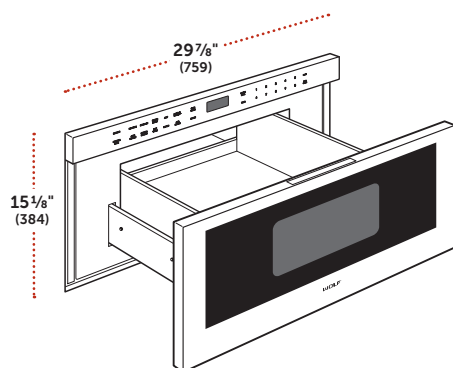
FEATURES

- Stainless steel
- Standard or flush inset installation

Accessories

DESCRIPTION	NUMBER	MSRP
Flush Inset Vent	822114	\$45

Microwave Ovens



30" Professional Drawer Microwave Oven

MODEL	MSRP
MD30PE/S	\$2,240

SPECIFICATIONS

Overall Dimensions	29 7/8" W (759) x 15 1/8" H (384) x 21 7/8" D (556)
Interior Capacity	1.2 cu ft (34 L)
Interior Dimensions	17 5/16" W (440) x 7 1/8" H (181) x 16 9/16" D (421)
Power	950 W
Shipping Weight	96 lbs (44 kg)

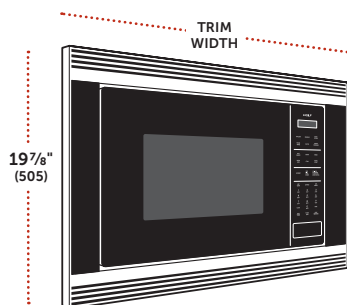
FEATURES

- Stainless steel
- Standard or flush inset installation

Accessories

DESCRIPTION	NUMBER	MSRP
Flush Inset Vent	822114	\$45

Microwave Ovens



24" Convection Microwave Oven

MODEL	MSRP
MC24	\$1,155

SPECIFICATIONS

Freestanding Dims	24 3/4"W (629) x 14 7/8"H (378) x 20 1/8"D (511)
Interior Capacity	1.5 cu ft (42 L)
Interior Dimensions	16 1/8"W (410) x 9 5/8"H (244) x 16 1/8"D (410)
Power	900 W
Shipping Weight	68 lbs (31 kg)

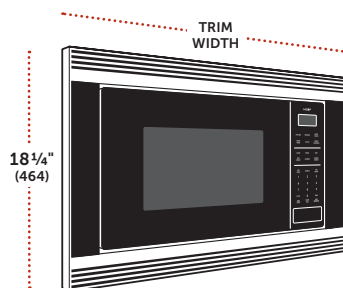
FEATURES

- Built-in with trim or freestanding
- Stainless steel trim to match Wolf ovens
- Convection with 3 cooking modes

Trim Kits

DESCRIPTION	NUMBER	MSRP
M Series Contemporary Trim		
30" (762) Black Glass	824643	\$485
30" (762) Stainless Steel*	829306	\$485
M Series Stainless Steel Trim		
30" (762) Transitional*	827869	\$485
30" (762) Professional*	827869	\$485
E Series Trim		
27" (686) Black	820037	\$455
27" (686) Stainless	809960	\$455
30" (762) Transitional*	829306	\$485
30" (762) Professional*	827869	\$485

*Trims kits will support both E Series and M Series applications as listed.



24" Standard Microwave Oven

MODEL	MSRP
MS24	\$895

SPECIFICATIONS

Freestanding Dims	24"W (610) x 13 3/8"H (340) x 19 1/8"D (486)
Interior Capacity	2.0 cu ft (57 L)
Interior Dimensions	17 3/8"W (441) x 10 1/2"H (267) x 18 5/8"D (473)
Power	1200 W
Shipping Weight	50 lbs (23 kg)

FEATURES

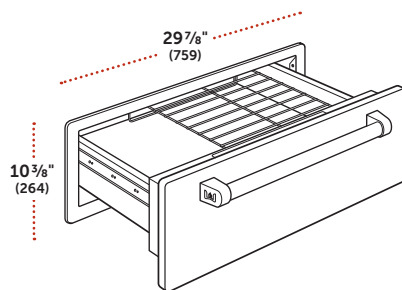
- Built-in with trim or freestanding
- Stainless steel trim to match Wolf ovens

Trim Kits

DESCRIPTION	NUMBER	MSRP
M Series Contemporary Trim		
30" (762) Black Glass	824642	\$485
30" (762) Stainless Steel*	829310	\$485
M Series Stainless Steel Trim		
30" (762) Transitional*	827870	\$485
30" (762) Professional*	827870	\$485
E Series Trim		
27" (686) Black	820036	\$455
27" (686) Stainless	809959	\$455
30" (762) Transitional*	829310	\$485
30" (762) Professional*	827870	\$485

*Trims kits will support both E Series and M Series applications as listed.

Warming Drawers



30" Warming Drawer

MODEL	MSRP
WWD30	\$2,330

SPECIFICATIONS

Overall Dimensions	29 7/8"W (759) x 10 3/8"H (264) x 22 3/4"D (578)
Interior Capacity	1.6 cu ft (45 L)
Interior Dimensions	25"W (635) x 6"H (152) x 18"D (457)
Heating Element	850 W
Shipping Weight	100 lbs (45 kg)

FEATURES

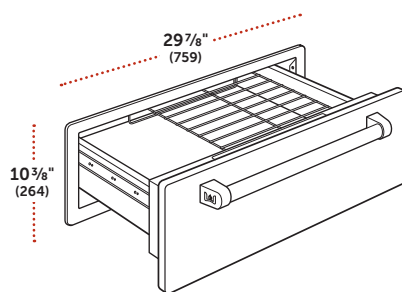
- Stainless steel
- Drawer fronts to match Wolf ovens (drawer front required)
- Drawer fronts to match sealed burner rangetop

Accessories

DESCRIPTION	NUMBER	MSRP
M Series Drawer Fronts		
30" Transitional	823278	\$485
30" Professional	823279	\$485
30" Contemporary Black	823277	\$485
30" Contemporary Stainless	826754	\$485
M Series Handles		
Transitional	826011	\$195
Professional	826012	\$195
Contemporary	826544	\$195
E Series Drawer Fronts		
30" Transitional	829839	\$485
30" Professional	829837	\$485
E Series Handles		
Transitional	829298	\$195
Professional	829299	\$195
Integrated Drawer Front		
Integrated Drawer Front	808152	\$80
2" Thick Pro Drawer Fronts*		
30" Professional	812601	\$495
36" Professional	812602	\$495
6-pc Container Set	808529	\$460

*2" (51) thick panel to match depth of sealed burner rangetop.

Warming Drawers



30" Outdoor Warming Drawer

MODEL	MSRP
WWD300	\$2,330

SPECIFICATIONS

Overall Dimensions	29 7/8" W (759) x 10 3/8" H (264) x 22 3/4" D (578)
Interior Capacity	1.6 cu ft (45 L)
Interior Dimensions	25" W (635) x 6" H (152) x 18" D (457)
Heating Element	850 W
Shipping Weight	100 lbs (45 kg)

FEATURES

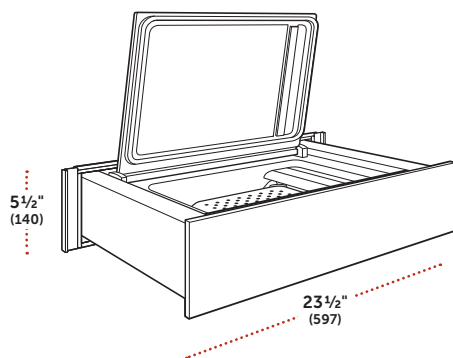
- Stainless steel
- Stainless steel drawer front required
- Drawer fronts match outdoor grills
- CSA approved for outdoor use

Accessories

DESCRIPTION	NUMBER	MSRP
Integrated Drawer Front		
Integrated Drawer Front	808152	\$80
2" (51) Thick Pro Drawer Fronts*		
30" Professional	812601	\$495
36" Professional	812602	\$495
Professional Handle	826012	\$195
6-pc Container Set	808529	\$460

*2" (51) thick panel to match depth of outdoor grill.

Vacuum Seal Drawer



24" Vacuum Seal Drawer

MODEL	MSRP
VS24	\$3,160

SPECIFICATIONS

Overall Dimensions	23 1/2"W (597) x 5 1/2"H (140) x 21"D (533)
--------------------	---

FEATURES

- Chamber-style vacuum
- Handleless design
- Hidden controls
- 3 vacuum settings
- 3 heat-sealing levels
- 50 small and 50 large bags, wine stopper and accessory hose included
- Drawer fronts to match Wolf ovens (drawer front required)

Accessories

DESCRIPTION	NUMBER	MSRP
24" (610) Drawer Fronts		
Contemporary Black Glass	829294	\$120
Stainless Steel	829295	\$120
30" (762) Drawer Fronts		
Contemporary Black Glass	829296	\$170
Stainless Steel	829297	\$170
Integrated Drawer Front		
Front Panel Adapter	828801	\$45
Bags		
50 Small (7 1/4" x 10 7/8")	828071	\$30
50 Large (9 1/2" x 13 5/8")	828072	\$40
Wine Stopper (Set of 3)	827785	\$80

Cooktops

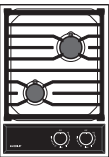
The sleek, streamlined designs of Wolf Cooktops are impressive, as are the control and precision they provide. Gas, electric, induction—whichever you choose, you will experience professional control from high to low temperatures. A Wolf Cooktop lets you cook with confidence and practically ensures delicious results.

MODEL NUMBER KEY


Induction Cooktop	CI
Electric Cooktop	CE
Gas Cooktop	CG
Multifunction Cooktop Module	MM
Steamer Module	SM
Fryer Module	FM
Grill Module	GM
Teppanyaki Module	TM
Transitional	T
Transitional Pairing Frame*	TF
Professional	P
Contemporary	C
Stainless Steel	S
Black Glass	B
LP Gas	LP

*The Transitional Pairing Frame allows for coordinated side-by-side installation of modules and cooktops.


Module Cooktops




CG152TF/S




MM15TF/S




CE152TF/S




CI152TF/S




SM15TF/S



FM15TF/S

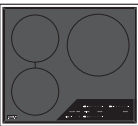


GM15TF/S

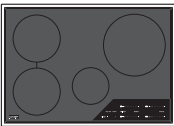


TM15TF/S

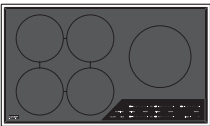
Induction Cooktops




CI243TF/S




CI304T



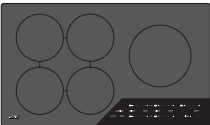
CI365T



CI243C/B

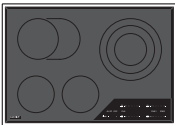


CI304C/B

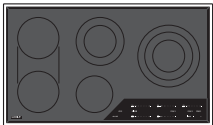


CI365C/B


Electric Cooktops




CE304T/S



CE365T/S




CE304C/B

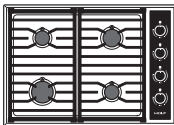


CE365C/B


Gas Cooktops




CG243TF/S




CG304T/S



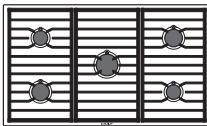
CG365T/S



CG304P/S



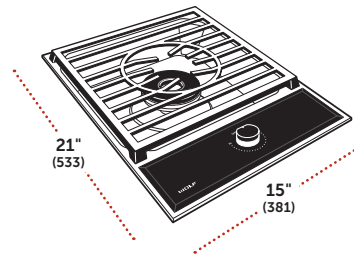
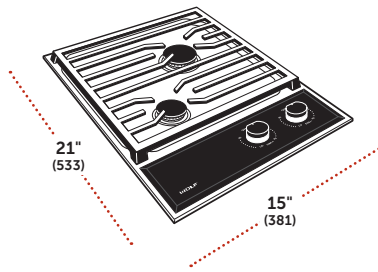
CG365P/S



CG365C/S

Module Cooktops

IMPORTANT NOTE: Only models displaying this symbol (◆) can be paired together.



15" Transitional Gas Cooktop

MODEL	MSRP
CG152TF/S ◆	\$1,265
CG152TF/S/LP ◆	\$1,265

Models with this symbol (◆) can be paired with cooktops and modules.

SPECIFICATIONS

Overall Dimensions	15"W (381) x 4"H (102) x 21"D (533)
Burner Rating	12,000 and 9,200 Btu
Shipping Weight	30 lbs (14 kg)

FEATURES

- Brushed stainless trim
- Frame design pairs with multiple cooktops or modules
- Dual-stacked, sealed burners
- Flame recognition and automatic reignition

Accessories

DESCRIPTION	NUMBER	MSRP
Filler Strip*	827131	\$30
Filler Strip, Downdraft Installs*	827132	\$30
Natural Gas High Altitude Kit**	824490	\$70

*Filler strip(s) can be used when pairing multiple modules or cooktops together for a cleaner aesthetic – not required.

**For installations above 9,900' (3018 m).

Transitional Multifunction Cooktop Module

MODEL	MSRP
MM15TF/S ◆	\$1,630
MM15TF/S/LP ◆	\$1,630

Models with this symbol (◆) can be paired with cooktops and modules.

SPECIFICATIONS

Overall Dimensions	15"W (381) x 5"H (127) x 21"D (533)
Burner Rating	22,000 Btu
Shipping Weight	30 lbs (14 kg)

FEATURES

- Brushed stainless trim
- Frame design pairs with multiple cooktops or modules
- Hi-power sealed burner
- Flame recognition and automatic reignition
- Wok grate and continuous grate included

Accessories

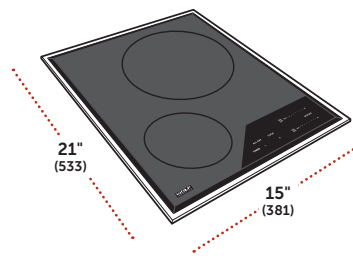
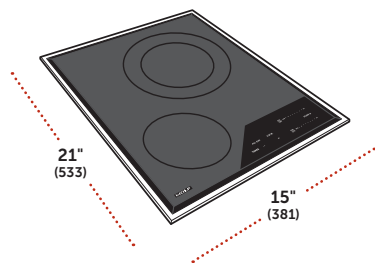
DESCRIPTION	NUMBER	MSRP
Filler Strip*	827131	\$30
Filler Strip, Downdraft Installs*	827132	\$30
Natural Gas High Altitude Kit**	815897	\$70

*Filler strip(s) can be used when pairing multiple modules or cooktops together for a cleaner aesthetic – not required.

**For installations above 8,600' (2621 m). For natural gas installations above 10,250' (3124 m), contact Wolf customer care.

Module Cooktops

IMPORTANT NOTE: Only models displaying this symbol (◆) can be paired together.



15" Transitional Electric Cooktop

MODEL	MSRP
CE152TF/S ◆	\$1,295
CE152TF/S/208* ◆	\$1,375

*Special order. Contact your distributor for availability.
Models with this symbol (◆) can be paired with cooktops and modules.

SPECIFICATIONS

Overall Dimensions	15"W (381) x 3½"H (89) x 21"D (533)
Max Element Power	
8" (203) Dual	700 / 2200 W
5½" (140) Single	1200 W
Shipping Weight	30 lbs (14 kg)

FEATURES

- Brushed stainless trim
- Frame design pairs with multiple cooktops or modules
- Black glass ceramic surface
- High-frequency pulsation technology
- True simmer and melt settings
- Model CE152TF/S/208 for 208 V electrical supply

15" Transitional Induction Cooktop

MODEL	MSRP
CI152TF/S ◆	\$1,545

Models with this symbol (◆) can be paired with cooktops and modules.

SPECIFICATIONS

Overall Dimensions	15"W (381) x 2"H (51) x 21"D (533)
Element Diameter	Max Element Power
8½" (216)	2300 W with 3700 W boost
6" (152)	1400 W
Max Power Output	3700 W
Shipping Weight	30 lbs (14 kg)

FEATURES

- Brushed stainless trim
- Frame design pairs with multiple cooktops or modules
- Black glass ceramic surface
- Efficient heat transfer technology
- True simmer and melt settings
- Boost mode for high-heat

Accessories

DESCRIPTION	NUMBER	MSRP
Filler Strip*	827131	\$30
Filler Strip, Downdraft Installs*	827132	\$30

*Filler strip(s) can be used when pairing multiple modules or cooktops together for a cleaner aesthetic – not required.

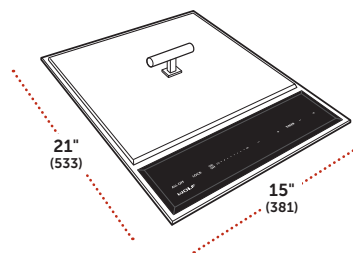
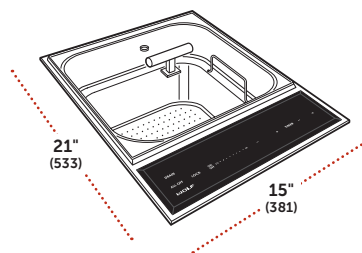
Accessories

DESCRIPTION	NUMBER	MSRP
Filler Strip*	827131	\$30
Filler Strip, Downdraft Installs*	827132	\$30

*Filler strip(s) can be used when pairing multiple modules or cooktops together for a cleaner aesthetic – not required.

Module Cooktops

IMPORTANT NOTE: Only models displaying this symbol (◆) can be paired together.



15" Transitional Steamer Module

MODEL	MSRP
SM15TF/S ◆	\$2,770

Models with this symbol (◆) can be paired with cooktops and modules.

SPECIFICATIONS

Overall Dimensions	15"W (381) x 13½"H (343) x 21"D (533)
Tub Capacity	5 quarts (4.7 L)
Max Element Power	2700 W
Shipping Weight	40 lbs (18 kg)

FEATURES

- Stainless steel
- Frame design pairs with multiple cooktops or modules
- Solid and perforated pans included
- Glass top sealed lid
- Cook timer
- Auto drain
- Sous vide capability

15" Transitional Fryer Module

MODEL	MSRP
FM15TF/S ◆	\$2,380

Models with this symbol (◆) can be paired with cooktops and modules.

SPECIFICATIONS

Overall Dimensions	15"W (381) x 13½"H (343) x 21"D (533)
Tub Capacity	5 quarts (4.7 L)
Max Element Power	2700 W
Shipping Weight	30 lbs (14 kg)

FEATURES

- Stainless steel
- Frame design pairs with multiple cooktops or modules
- One large and two small frying baskets included
- Low-profile stainless steel lid
- Manual locking drain
- Cold zone

Accessories

DESCRIPTION	NUMBER	MSRP
Sous Vide Basket	827691	\$100
Filler Strip*	827131	\$30

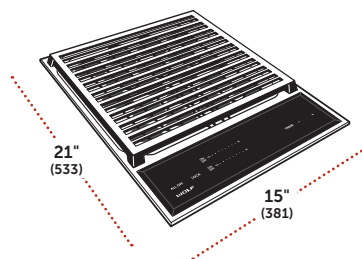
*Filler strip(s) can be used when pairing multiple modules or cooktops together for a cleaner aesthetic – not required.

Accessories

DESCRIPTION	NUMBER	MSRP
Filler Strip*	827131	\$30

*Filler strip(s) can be used when pairing multiple modules or cooktops together for a cleaner aesthetic – not required.

IMPORTANT NOTE: Only models displaying this symbol (◆) can be paired together.



15" Transitional Grill Module

MODEL	MSRP
GM15TF/S ◆	\$1,945

Models with this symbol (◆) can be paired with cooktops and modules.

SPECIFICATIONS

Overall Dimensions	15"W (381) x 5"H (127) x 21"D (533)
Max Element Power	2800 W
Shipping Weight	50 lbs (23 kg)

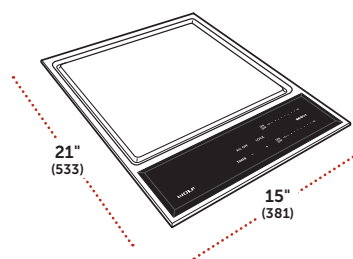
FEATURES

- Brushed stainless trim
- Frame design pairs with multiple cooktops or modules
- Two independently-controlled 1400-watt heating elements
- Timer
- Dishwasher safe grate
- Easy to clean

Accessories

DESCRIPTION	NUMBER	MSRP
Briquette Replacement Kit	827720	\$60
Filler Strip*	827131	\$30

*Filler strip(s) can be used when pairing multiple modules or cooktops together for a cleaner aesthetic – not required.



15" Transitional Teppanyaki Module

MODEL	MSRP
TM15TF/S ◆	\$2,425

Models with this symbol (◆) can be paired with cooktops and modules.

SPECIFICATIONS

Overall Dimensions	15"W (381) x 4"H (102) x 21"D (533)
Max Element Power	2800 W
Shipping Weight	30 lbs (14 kg)

FEATURES

- Brushed stainless trim
- Frame design pairs with multiple cooktops or modules
- Timer
- Two independently controlled zones
- Faster preheats and temperature responses with induction heat
- Easy to clean
- Stainless steel cover

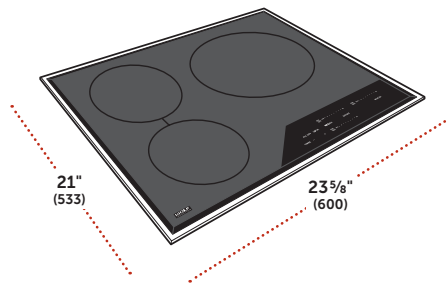
Accessories

DESCRIPTION	NUMBER	MSRP
Filler Strip*	827131	\$30
Filler Strip, Downdraft Installs*	827132	\$30

*Filler strip(s) can be used when pairing multiple modules or cooktops together for a cleaner aesthetic – not required.

Induction Cooktops

IMPORTANT NOTE: Only models displaying this symbol (◆) can be paired together.



24" Transitional Induction Cooktop

MODEL	MSRP
CI243TF/S ◆	\$2,135

Models with this symbol (◆) can be paired with module cooktops.

SPECIFICATIONS

Overall Dimensions	23 5/8"W (600) x 2"H (51) x 21"D (533)
Element Diameter	Max Element Power
11" (279)	2600 W with 3700 W boost
(1) 8" (203)	2100 W
(1) 8" (203)	2100 W with 3700 W boost
Max Power Output	6850 W
Shipping Weight	42 lbs (19 kg)

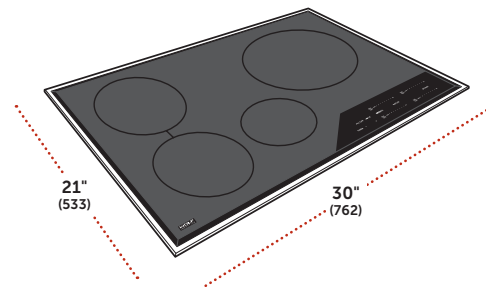
FEATURES

- Brushed stainless trim
- Black glass ceramic surface
- Efficient heat transfer technology
- True simmer and melt settings
- Boost mode for high-heat
- Frame design pairs with module cooktops

Accessories

DESCRIPTION	NUMBER	MSRP
Filler Strip*	827131	\$30
Filler Strip, Downdraft Installs*	827132	\$30

*Filler strip(s) can be used when pairing multiple modules or cooktops together for a cleaner aesthetic – not required.



30" Transitional Induction Cooktop

MODEL	MSRP
CI304T/S	\$2,725
CI304TF/S ◆	\$2,725

Models with this symbol (◆) can be paired with module cooktops.

SPECIFICATIONS

Overall Dimensions	30"W (762) x 2"H (51) x 21"D (533)
Element Diameter	Max Element Power
11" (279)	2600 W with 3700 W boost
(1) 8" (203)	2100 W
(1) 8" (203)	2100 W with 3700 W boost
6" (152)	1400 W
Max Power Output	7400 W
Shipping Weight	48 lbs (22 kg)

FEATURES

- Brushed stainless trim
- Black glass ceramic surface
- Efficient heat transfer technology
- True simmer and melt settings
- Boost mode for high-heat
- Model CI304TF/S frame design pairs with module cooktops

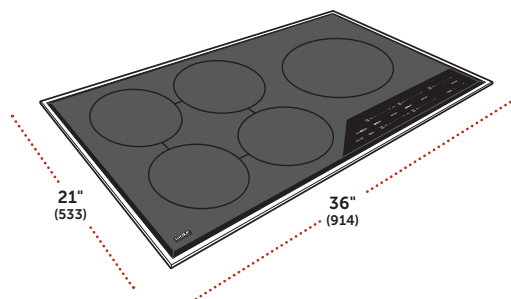
Accessories

DESCRIPTION	NUMBER	MSRP
Filler Strip*	827131	\$30
Filler Strip, Downdraft Installs*	827132	\$30

*Filler strip(s) can be used when pairing multiple modules or cooktops together for a cleaner aesthetic – not required.

Induction Cooktops

IMPORTANT NOTE: Only models displaying this symbol (◆) can be paired together.



36" Transitional Induction Cooktop

MODEL	MSRP
CI365T/S	\$3,315
CI365TF/S ◆	\$3,315

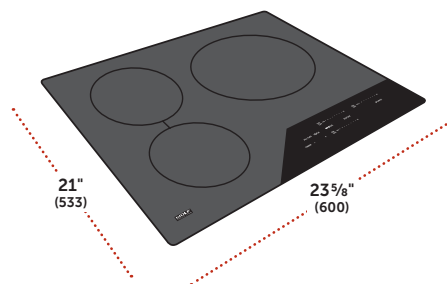
Models with this symbol (◆) can be paired with module cooktops.

SPECIFICATIONS

Overall Dimensions	36"W (914) x 2"H (51) x 21"D (533)
Element Diameter	Max Element Power
11" (279)	2600 W with 3700 W boost
(2) 8" (203)	2100 W
(2) 8" (203)	2100 W with 3700 W boost
Max Power Output	11,100 W
Shipping Weight	70 lbs (32 kg)

FEATURES

- Brushed stainless trim
- Black glass ceramic surface
- Efficient heat transfer technology
- True simmer and melt settings
- Boost mode for high-heat
- Model CI365TF/S frame design pairs with module cooktops



24" Contemporary Induction Cooktop

MODEL	MSRP
CI243C/B	\$1,795

SPECIFICATIONS

Overall Dimensions	23 5/8"W (600) x 2 1/2"H (64) x 21"D (533)
Element Diameter	Max Element Power
11" (279)	2600 W with 3700 W boost
(1) 8" (203)	2100 W
(1) 8" (203)	2100 W with 3700 W boost
Max Power Output	6850 W
Shipping Weight	48 lbs (22 kg)

FEATURES

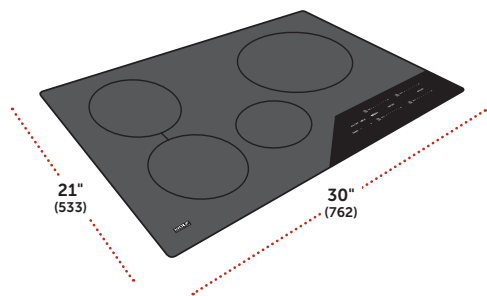
- Unframed edge for flush installation
- Black glass ceramic surface
- Efficient heat transfer technology
- True simmer and melt settings
- Boost mode for high-heat

Accessories

DESCRIPTION	NUMBER	MSRP
Filler Strip*	827131	\$30
Filler Strip, Downdraft Installs*	827132	\$30

*Filler strip(s) can be used when pairing multiple modules or cooktops together for a cleaner aesthetic – not required.

Induction Cooktops



30" Contemporary Induction Cooktop

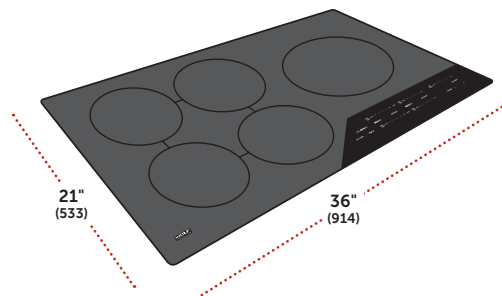
MODEL	MSRP
CI304C/B	\$2,385

SPECIFICATIONS

Overall Dimensions	30"W (762) x 2½"H (64) x 21"D (533)
Element Diameter	Max Element Power
11" (279)	2600 W with 3700 W boost
(1) 8" (203)	2100 W
(1) 8" (203)	2100 W with 3700 W boost
6" (152)	1400 W
Max Power Output	7400 W
Shipping Weight	48 lbs (22 kg)

FEATURES

- Unframed edge for flush installation
- Black glass ceramic surface
- Efficient heat transfer technology
- True simmer and melt settings
- Boost mode for high-heat



36" Contemporary Induction Cooktop

MODEL	MSRP
CI365C/B	\$2,975

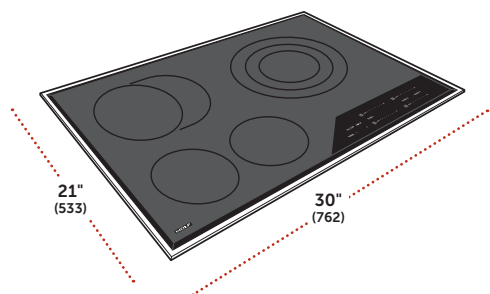
SPECIFICATIONS

Overall Dimensions	36"W (914) x 2½"H (64) x 21"D (533)
Element Diameter	Max Element Power
11" (279)	2600 W with 3700 W boost
(2) 8" (203)	2100 W
(2) 8" (203)	2100 W with 3700 W boost
Max Power Output	11,100 W
Shipping Weight	70 lbs (32 kg)

FEATURES

- Unframed edge for flush installation
- Black glass ceramic surface
- Efficient heat transfer technology
- True simmer and melt settings
- Boost mode for high-heat

Electric Cooktops



30" Transitional Electric Cooktop

MODEL	MSRP
CE304T/S	\$2,290
CE304T/S/208*	\$2,370

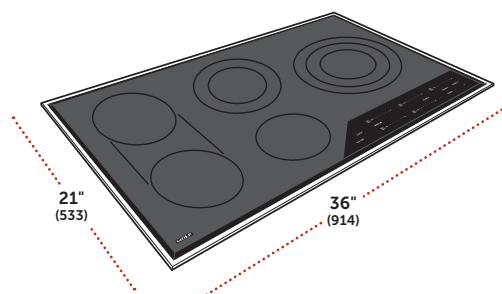
*Special order. Contact your distributor for availability.

SPECIFICATIONS

Overall Dimensions	30"W (762) x 3½"H (89) x 21"D (533)
Element Diameter	Max Element Power
10½" (267) Triple	1050 / 1950 / 2700 W
(2) 5½" (140) Singles	1200 W
6½" (165) Single with Oval	2400 W
Shipping Weight	45 lbs (20 kg)

FEATURES

- Stainless steel trim
- Black glass ceramic surface
- High-frequency pulsation technology
- Triple-zone and bridge-zone elements
- True simmer and melt settings
- Model CE304T/S/208 for 208 V electrical supply



36" Transitional Electric Cooktop

MODEL	MSRP
CE365T/S	\$2,545
CE365T/S/208*	\$2,625

*Special order. Contact your distributor for availability.

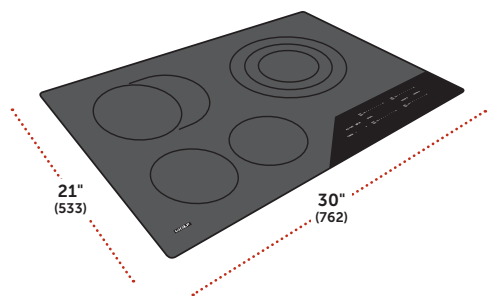
SPECIFICATIONS

Overall Dimensions	36"W (914) x 3½"H (89) x 21"D (533)
Element Diameter	Max Element Power
10½" (267) Triple	1050 / 1950 / 2700 W
8" (203) Dual	700 / 2200 W
5½" (140) Single	1200 W
(2) 7" (178) Singles with Bridge	4400 W
(2) 7" (178) Singles with Bridge (208 V)	3800 W
Shipping Weight	60 lbs (27 kg)

FEATURES

- Stainless steel trim
- Black glass ceramic surface
- High-frequency pulsation technology
- Triple-zone, dual-zone and bridge-zone elements
- True simmer and melt settings
- Model CE365T/S/208 for 208 V electrical supply

Electric Cooktops



30" Contemporary Electric Cooktop

MODEL	MSRP
CE304C/B	\$2,290
CE304C/B/208*	\$2,370

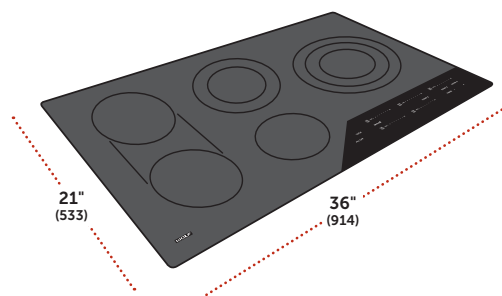
*Special order. Contact your distributor for availability.

SPECIFICATIONS

Overall Dimensions	30"W (762) x 4"H (102) x 21"D (533)
Element Diameter	Max Element Power
10 1/2" (267) Triple	1050 / 1950 / 2700 W
(2) 5 1/2" (140) Singles	1200 W
6 1/2" (165) Single with Oval	2400 W
Shipping Weight	45 lbs (20 kg)

FEATURES

- Unframed edge for flush installation
- Black glass ceramic surface
- High-frequency pulsation technology
- Triple-zone and bridge-zone elements
- True simmer and melt settings
- Model CE304C/B/208 for 208 V electrical supply



36" Contemporary Electric Cooktop

MODEL	MSRP
CE365C/B	\$2,545
CE365C/B/208*	\$2,625

*Special order. Contact your distributor for availability.

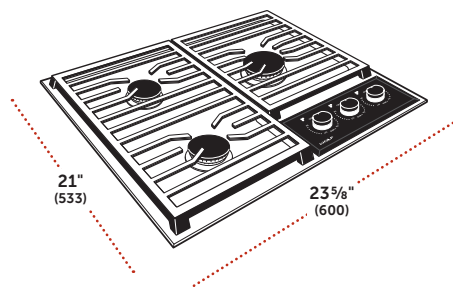
SPECIFICATIONS

Overall Dimensions	36"W (914) x 4"H (102) x 21"D (533)
Element Diameter	Max Element Power
10 1/2" (267) Triple	1050 / 1950 / 2700 W
8" (203) Dual	700 / 2200 W
5 1/2" (140) Single	1200 W
(2) 7" (178) Singles with Bridge	4400 W
(2) 7" (178) Singles with Bridge (208 V)	3800 W
Shipping Weight	60 lbs (27 kg)

FEATURES

- Unframed edge for flush installation
- Black glass ceramic surface
- High-frequency pulsation technology
- Triple-zone, dual-zone and bridge-zone elements
- True simmer and melt settings
- Model CE365C/B/208 for 208 V electrical supply

IMPORTANT NOTE: Only models displaying this symbol (◆) can be paired together.



24" Transitional Gas Cooktop

MODEL	MSRP
CG243TF/S ◆	\$1,690
CG243TF/S/LP ◆	\$1,690

Models with this symbol (◆) can be paired with module cooktops.

SPECIFICATIONS

Overall Dimensions	23 5/8" W (600) x 4" H (102) x 21" D (533)
Burner Rating	18,000, 12,000 and 9,200 Btu
Shipping Weight	36 lbs (16 kg)

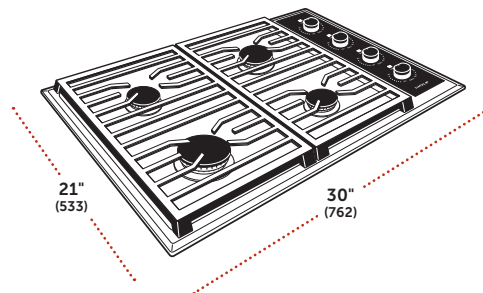
FEATURES

- Stainless steel
- Dual-stacked, sealed burners with true simmer
- Flame recognition and automatic reignition
- Frame design pairs with module cooktops

Accessories

DESCRIPTION	NUMBER	MSRP
Single Burner Wok Grate	828141	\$70
Filler Strip	827131	\$30
Filler Strip, Downdraft Installs	827132	\$30
Natural Gas High Altitude Kit*	824490	\$70

*For installations above 9,900' (3018 m).



30" Transitional Gas Cooktop

MODEL	MSRP
CG304T/S	\$2,115
CG304T/S/LP	\$2,115

SPECIFICATIONS

Overall Dimensions	30" W (762) x 4" H (102) x 21" D (533)
Burner Rating	18,000, 12,000 and (2) 9,200 Btu
Shipping Weight	50 lbs (23 kg)

FEATURES

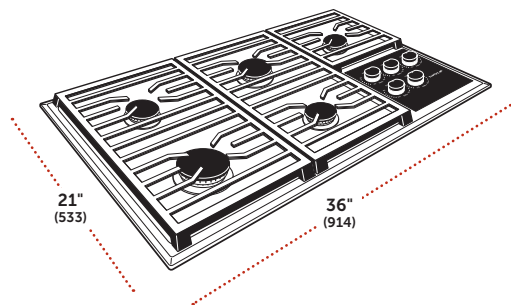
- Stainless steel
- Dual-stacked, sealed burners with true simmer
- Flame recognition and automatic reignition

Accessories

DESCRIPTION	NUMBER	MSRP
2-Burner Wok Grate	824484	\$80
Professional Grates	825359	\$205
Natural Gas High Altitude Kit*	824490	\$70

*For installations above 9,900' (3018 m).

Gas Cooktops



36" Transitional Gas Cooktop

MODEL	MSRP
CG365T/S	\$2,435
CG365T/S/LP	\$2,435

SPECIFICATIONS

Overall Dimensions	36"W (914) x 4"H (102) x 21"D (533)
Burner Rating	18,000, 12,000 and (3) 9,200 Btu
Shipping Weight	67 lbs (30 kg)

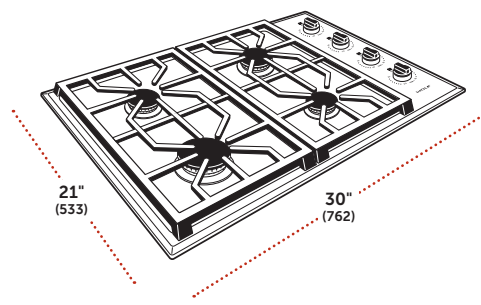
FEATURES

- Stainless steel
- Dual-stacked, sealed burners with true simmer
- Flame recognition and automatic reignition

Accessories

DESCRIPTION	NUMBER	MSRP
2-Burner Wok Grate	824484	\$80
Professional Grates	825358	\$270
Natural Gas High Altitude Kit*	824490	\$70

*For installations above 9,900' (3018 m).



30" Professional Gas Cooktop

MODEL	MSRP
CG304P/S	\$2,115
CG304P/S/LP	\$2,115

SPECIFICATIONS

Overall Dimensions	30"W (762) x 4"H (102) x 21"D (533)
Burner Rating	18,000, 12,000 and (2) 9,200 Btu
Shipping Weight	50 lbs (23 kg)

FEATURES

- Stainless steel
- Dual-stacked, sealed burners with true simmer
- Flame recognition and automatic reignition

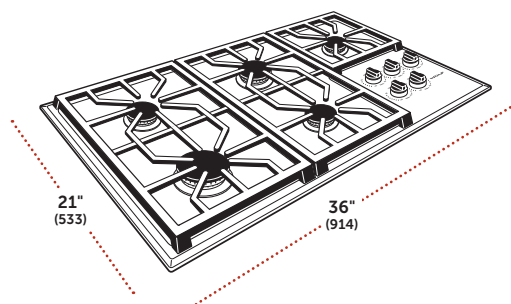
Accessories

DESCRIPTION	NUMBER	MSRP
2-Burner Wok Grate	824485	\$80
Knobs		
Stainless	824482	\$80
Stainless*	824488	N/C
Red	824977	\$80
Black	824480	\$80
Black*	824486	N/C
Transitional Grates	827597	\$185
Natural Gas High Altitude Kit**	824490	\$70

*Unit ships with red knobs. One set at no charge with product purchase.

**For installations above 9,900' (3018 m).

Gas Cooktops



36" Professional Gas Cooktop

MODEL	MSRP
CG365P/S	\$2,435
CG365P/S/LP	\$2,435

SPECIFICATIONS

Overall Dimensions	36"W (914) x 4"H (102) x 21"D (533)
Burner Rating	18,000, 12,000 and (3) 9,200 Btu
Shipping Weight	67 lbs (30 kg)

FEATURES

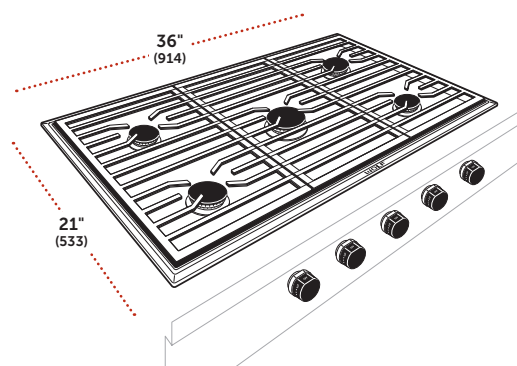
- Stainless steel
- Dual-stacked, sealed burners with true simmer
- Flame recognition and automatic reignition

Accessories

DESCRIPTION	NUMBER	MSRP
2-Burner Wok Grate	824485	\$80
Knobs		
Stainless	824483	\$80
Stainless*	824489	N/C
Red	824978	\$80
Black	824481	\$80
Black*	824487	N/C
Transitional Grates	827596	\$245
Natural Gas High Altitude Kit**	824490	\$70

*Unit ships with red knobs. One set at no charge with product purchase.

**For installations above 9,900' (3018 m).



36" Contemporary Gas Cooktop

MODEL	MSRP
CG365C/S	\$2,885
CG365C/S/LP	\$2,885

SPECIFICATIONS

Overall Dimensions	36"W (914) x 6¾"H (172) x 21"D (533)
Burner Rating	20,000, (2) 12,000 and (2) 9,200 Btu
Shipping Weight	100 lbs (45 kg)

FEATURES

- Stainless steel
- Dual-stacked, sealed burners
- Flame recognition and automatic reignition
- Cooktop sits flush to the countertop

Accessories

DESCRIPTION	NUMBER	MSRP
Center Burner Wok Grate	826676	N/C
Knobs		
Stainless	827013	\$130
Stainless*	826986	N/C
Red	827012	\$130
Red*	826985	N/C
Black	827014	\$130
Natural Gas High Altitude Kit**	824490	\$70

*Unit ships with black knobs. One set at no charge with product purchase.

**For installations above 9,900' (3018 m).

Coffee Systems

No need to run out to the corner coffee shop—enjoy professional-quality brewed coffee, espresso, cappuccino, and more in the comfort of your home. The Wolf Coffee System lets you craft a cup precisely to your taste, from real coffee beans, with the touch of a button. Installs anywhere in your home or office—no plumbing required. The Cup Warming Drawer is the perfect complement to your Coffee System.

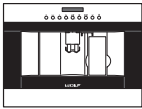
MODEL NUMBER KEY

Coffee System	EC
Cup Warming Drawer	CW
Black Glass	B
Stainless Steel	S

Coffee Systems



EC24/B



EC24/S

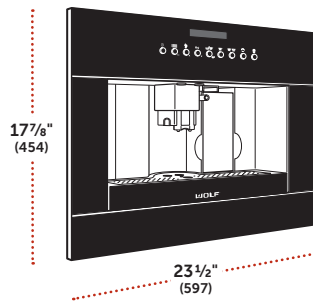
Cup Warming Drawers



CW24/B



CW24/S



24" Coffee System / Black

MODEL	MSRP
EC24/B	\$3,795

SPECIFICATIONS

Overall Dimensions	23 1/2"W (597) x 17 7/8"H (454) x 15 1/2"D (394)
Shipping Weight	80 lbs (36 kg)

FEATURES

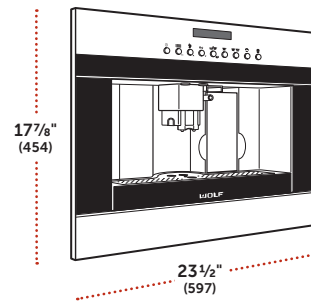
- Built-in with trim kits to match Wolf ovens

Accessories

DESCRIPTION	NUMBER	MSRP
Descaling Solution (2)	829244	\$20
Care Kit	824768	\$100

30" (762) Trim Kits

DESCRIPTION	NUMBER	MSRP
Vertical, Single or Horizontal Installation		
Contemporary	826197	\$205
Vertical or Single Installation		
M Series Transitional	826405	\$225
M Series Professional	826407	\$225
E Series Transitional	826406	\$280
E Series Professional	829806	\$280
Horizontal Installation		
M Series Transitional	826401	\$225
M Series Professional	826403	\$225
E Series Transitional	826402	\$280
E Series Professional	829302	\$280



24" Coffee System / Stainless

MODEL	MSRP
EC24/S	\$3,795

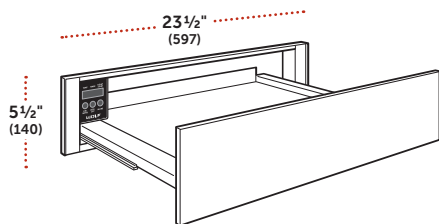
SPECIFICATIONS

Overall Dimensions	23 1/2"W (597) x 17 7/8"H (454) x 15 1/2"D (394)
Shipping Weight	80 lbs (36 kg)

Accessories*

DESCRIPTION	NUMBER	MSRP
Descaling Solution (2)	829244	\$20
Care Kit	824768	\$100

*No accessory trim kits available for EC24/S. Trim can only be applied to model EC24/B.



24" Cup Warming Drawer

MODEL	MSRP
CW24/S Stainless	\$1,195
CW24/B Black	\$1,195

SPECIFICATIONS

Overall Dimensions	23 1/2"W (597) x 5 1/2"H (140) x 21"D (533)
--------------------	---

FEATURES

<ul style="list-style-type: none">- Hidden controls- Standard or flush inset installation- 420-watt heating element- Temperature range 85°F (30°C) to 175°F (80°C)- Automatic shut off- Delayed start- Full extension drawer glides- Removable drawer liner
--

Ranges and Rangetops

Delight at precise control born through decades of engineering prowess with Wolf Ranges and Rangetops. Home chefs will enjoy the power and finesse of professional kitchen appliances, knowing they can always create the dishes they have in mind with Wolf. On Dual Fuel and Gas Ranges and Rangetops, you can customize your cooking surface with a combination of burners, infrared charbroiler, infrared griddle, wok burner, or French top. Find the right fit for your kitchen with a wide range of sizes and performance-enhancing features.

MODEL NUMBER KEY

Induction Range	IR
Dual Fuel Range	DF
Sealed Burner Rangetop	SRT
Gas Range	GR
Infrared Griddle	G
Infrared Double Griddle	DG
Infrared Charbroiler	C
French Top	F
Wok Burner	W
Stainless Steel	S
Tubular Handle	T
Pro Handle	P
LP Gas	LP

Induction Ranges

30" RANGE



IR30450/S/T


36" RANGE



IR36550/S/T

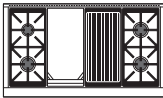
Dual Fuel Ranges

30" RANGE



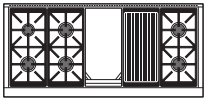
DF30450/S/P

48" RANGES



DF48450CG/S/P

60" RANGES



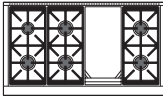
DF60650CG/S/P

36" RANGES



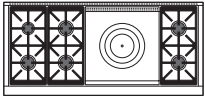
DF36450G/S/P

DF48650C/S/P




DF48650G/S/P

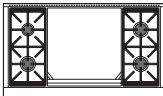
DF60650DG/S/P




DF60650F/S/P



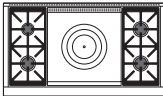
DF36650/S/P




DF48450DG/S/P



DF36450C/S/P




DF48450F/S/P



DF48850/S/P


Sealed Burner Rangetops

30" RANGETOP

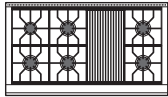


SRT304

48" RANGETOPS

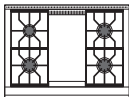


SRT484CG

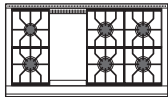


SRT486C


36" RANGETOPS



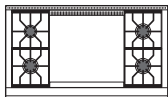
SRT364G




SRT486G



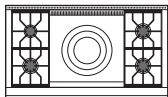
SRT366



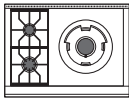
SRT484DG



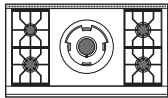
SRT364C



SRT484F




SRT362W



SRT484W


Gas Ranges

30" RANGE




GR304

48" RANGES

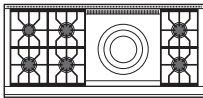


GR484CG

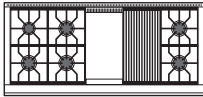


GR488

60" RANGES

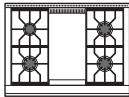


GR606F




GR606CG

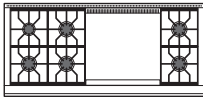
36" RANGES




GR364G



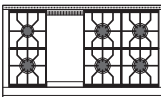
GR486C



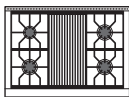
GR606DG



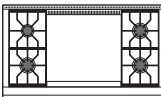
GR366



GR486G

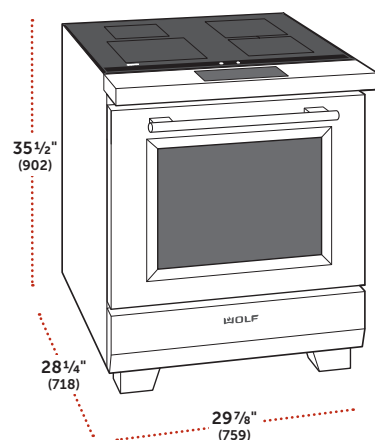


GR364C



GR484DG

Induction Ranges



30" Transitional Induction Range

MODEL	MSRP
IR30450/S/T	\$8,350

SPECIFICATIONS

Overall Dimensions	29 7/8" W (759) x 35 1/2" H (902) x 28 1/4" D (718)
Element Diameter	Max Element Power
11" (279)	2600 W with 3700 W boost
(2) 8" (203)	2100 W with 3700 W boost
6" (152)	1400 W with 2200 W boost
Cooktop Max Power Output	7400 W
Oven Capacity	5.1 cu ft (144 L)
Interior Dimensions	25 1/4" W (641) x 17 1/2" H (445) x 20" D (508)
Shipping Weight	391 lbs (177 kg)

FEATURES

- Scratch-resistant, ceramic glass induction cooking surface
- Dual VertiCross™ convection oven with 10 cooking modes including Gourmet
- Large full-color touch screen
- True simmer and melt settings
- Boost Mode delivers rapid heat for faster boil times
- Bridge function joins two induction zones
- 1 standard and 2 full-extension ball bearing racks
- Broiler pan and temperature probe

Accessories

Surface Accessories

DESCRIPTION	NUMBER	MSRP
Filler Trim (2-pc)	9022633	\$95

Oven Accessories

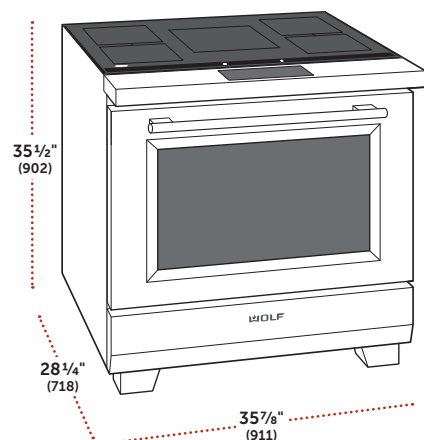
DESCRIPTION	NUMBER	MSRP
Full-Ext Ball-Bearing Rack	9030652	\$180
Standard Oven Rack	823256	\$90
30" (762) Baking Sheet	823269	\$80
Temperature Probe	823261	\$80
Broiler Pan	819377	\$70
Dehydration Kit	9034725	\$190
Bake Stone Kit	9016697	\$240

Leg Extension Covers, Caster Covers and Kickplate

DESCRIPTION	NUMBER	MSRP
Front Leg Extension Covers		
2 1/2" (64) Covers	9022347	\$75
3 1/2" (89) Covers	9022607	\$75
4" (102) Covers	9022608	\$75
4 1/2" (114) Covers	9022609	\$75
Rear Caster Covers		
2 1/2" (64) Covers	9022587	\$105
3" (76) Covers	9022588	\$105
3 1/2" (89) Covers	9022589	\$105
4" (102) Covers	9022590	\$105
4 1/2" (114) Covers	9022591	\$105
Kickplates		
2 1/2" (64) Stainless Steel	9022087	\$20
3" (76) Stainless Steel	9018542	\$20
3 1/2" (89) Stainless Steel	9022088	\$20
4" (102) Stainless Steel	9022089	\$20
4 1/2" (114) Stainless Steel	9022090	\$20

Use 2 1/2" (64) for countertop heights ranging from 35 1/2" (902) to 36" (914).
 Use 3" (76) for countertop heights ranging from 35 3/4" (908) to 36 1/2" (927).
 Use 3 1/2" (89) for countertop heights ranging from 36 3/4" (921) to 37" (940).
 Use 4" (102) for countertop heights ranging from 36 3/4" (934) to 37 1/2" (953).
 Use 4 1/2" (114) for countertop heights ranging from 37 1/4" (946) to 38" (965).

Induction Ranges



36" Transitional Induction Range

MODEL	MSRP
IR36550/S/T	\$11,500

SPECIFICATIONS

Overall Dimensions	35 7/8" W (911) x 35 1/2" H (902) x 28 1/4" D (718)
Element Diameter	Max Element Power
11" (279)	2600 W with 3700 W boost
(4) 8" (203)	2100 W with 3700 W boost
Cooktop Max Power Output	11,100 W
Oven Capacity	6.3 cu ft (178 L)
Interior Dimensions	31 1/4" W (794) x 17 1/2" H (445) x 20" D (508)
Shipping Weight	445 lbs (202 kg)

FEATURES

- Scratch-resistant, ceramic glass induction cooking surface
- Dual VertiCross™ convection oven with 10 cooking modes including Gourmet
- Large full-color touch screen
- True simmer and melt settings
- Boost Mode delivers rapid heat for faster boil times
- Bridge function joins two induction zones
- 1 standard and 2 full-extension ball bearing racks
- Broiler pan and temperature probe

Accessories

Surface Accessories

DESCRIPTION	NUMBER	MSRP
Filler Trim (2-pc)	9022633	\$95

Oven Accessories

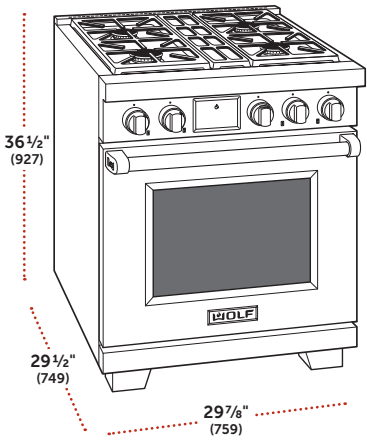
DESCRIPTION	NUMBER	MSRP
Full-Ext Ball-Bearing Rack	9022538	\$180
Standard Oven Rack	9022540	\$85
Temperature Probe	823261	\$80
Broiler Pan	819377	\$70
Dehydration Kit	9034726	\$190
Bake Stone Kit	9016697	\$240

Leg Extension Covers, Caster Covers and Kickplate

DESCRIPTION	NUMBER	MSRP
Front Leg Extension Covers		
2 1/2" (64) Covers	9022347	\$75
3 1/2" (89) Covers	9022607	\$75
4" (102) Covers	9022608	\$75
4 1/2" (114) Covers	9022609	\$75
Rear Caster Covers		
2 1/2" (64) Covers	9022587	\$105
3" (76) Covers	9022588	\$105
3 1/2" (89) Covers	9022589	\$105
4" (102) Covers	9022590	\$105
4 1/2" (114) Covers	9022591	\$105
Kickplates		
2 1/2" (64) Stainless Steel	9022091	\$30
3" (76) Stainless Steel	9018543	\$30
3 1/2" (89) Stainless Steel	9022092	\$30
4" (102) Stainless Steel	9022093	\$30
4 1/2" (114) Stainless Steel	9022094	\$30

Use 2 1/2" (64) for countertop heights ranging from 35 1/2" (902) to 36" (914).
 Use 3" (76) for countertop heights ranging from 35 3/4" (908) to 36 1/2" (927).
 Use 3 1/2" (89) for countertop heights ranging from 36 1/4" (921) to 37" (940).
 Use 4" (102) for countertop heights ranging from 36 3/4" (934) to 37 1/2" (953).
 Use 4 1/2" (114) for countertop heights ranging from 37 1/4" (946) to 38" (965).

Dual Fuel Ranges



30" Dual Fuel Range



Model DF30450

MODEL	MSRP
DF30450/S/P	\$7,850
DF30450/S/P/LP	\$7,850


Red knobs and stainless steel bezels included with the range. Black or stainless steel knobs available at no charge with product purchase.

SPECIFICATIONS

Overall Dimensions	29 7/8"W (759) x 36 1/2"H (927) x 29 1/2"D (749)
Surface Burners	20,000, 18,000, 15,000 and 9,200 Btu
Oven Capacity	5.1 cu ft (144 L)
Interior Dimensions	25 1/4"W (641) x 17 1/2"H (445) x 20"D (508)
Shipping Weight	413 lbs (187 kg)

FEATURES

- Dual-stacked, sealed burners
- Dual VertiCross™ convection oven with 10 cooking modes including Gourmet
- Large full-color touch screen
- Low Btu for true simmer and melts
- LED backlit control knobs
- 1 standard and 2 full-extension ball bearing racks
- Broiler pan and temperature probe
- Signature red knobs included



Dual Fuel Ranges

30" Dual Fuel Range Accessories

Stainless Steel Risers

DESCRIPTION	NUMBER	MSRP
Stainless Steel Risers*		
5" (127) Riser	9016116	\$240
10" (254) Riser	9016117	\$295
20" (508) Riser with Shelf	9016118	\$555

*Minimum 5" (127) riser required against combustible surfaces.

Knobs

DESCRIPTION	NUMBER	MSRP
Knobs		
Stainless Steel Knobs	9015761	\$180
Stainless Steel Knobs*	828438	N/C
Red Knobs	9039689	\$180
Black Knobs	9015758	\$180
Black Knobs*	828443	N/C

*One set at no charge with product purchase.

Surface Accessories

DESCRIPTION	NUMBER	MSRP
Filler Trim (2-pc)	810919	\$170
2-Burner Wok Grate*	9029243	\$95

*Grate covers two burner positions allowing one burner to accommodate a rounded wok.

Oven Accessories

DESCRIPTION	NUMBER	MSRP
Full-Ext Ball-Bearing Rack	9030652	\$180
Standard Oven Rack	823256	\$90
30" (762) Baking Sheet	823269	\$80
Temperature Probe	823261	\$80
Broiler Pan	819377	\$70
Dehydration Kit	9034725	\$190
Bake Stone Kit	9016697	\$240

Leg Extension Covers, Caster Covers and Kickplate

DESCRIPTION	NUMBER	MSRP
Front Leg Extension Covers		
2½" (64) Covers	9022347	\$75
3½" (89) Covers	9022607	\$75
4" (102) Covers	9022608	\$75
4½" (114) Covers	9022609	\$75
Rear Caster Covers		
2½" (64) Covers	9022587	\$105
3" (76) Covers	9022588	\$105
3½" (89) Covers	9022589	\$105
4" (102) Covers	9022590	\$105
4½" (114) Covers	9022591	\$105
Kickplates		
2½" (64) Stainless Steel	9022087	\$20
3" (76) Stainless Steel	9018542	\$20
3½" (89) Stainless Steel	9022088	\$20
4" (102) Stainless Steel	9022089	\$20
4½" (114) Stainless Steel	9022090	\$20

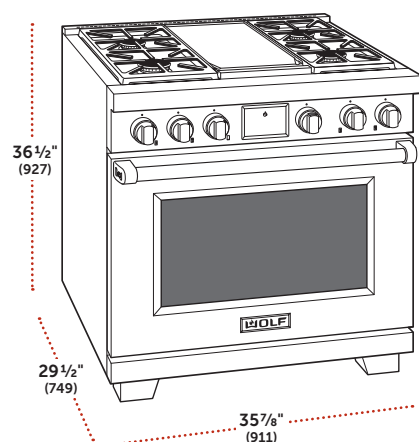
Use 2½" (64) for countertop heights ranging from 35½" (902) to 36" (914).
Use 3" (76) for countertop heights ranging from 35¾" (908) to 36½" (927).
Use 3½" (89) for countertop heights ranging from 36¾" (921) to 37" (940).
Use 4" (102) for countertop heights ranging from 36¾" (934) to 37½" (953).
Use 4½" (114) for countertop heights ranging from 37¼" (946) to 38" (965).

High Altitude Conversion Kit

DESCRIPTION	NUMBER	MSRP
LP Gas High Altitude Kit*	829280	\$65

*For installations above 8,600' (2621 m). For natural gas installations above 10,250' (3124 m), contact Wolf customer care.

Dual Fuel Ranges



36" Dual Fuel Ranges

Model DF36450G

MODEL	MSRP
DF36450G/S/P	\$11,970
DF36450G/S/P/LP	\$11,970

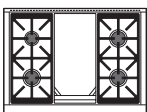
Red knobs and stainless steel bezels included with the range. Black or stainless steel knobs available at no charge with product purchase.

SPECIFICATIONS

Overall Dimensions	35 7/8"W (911) x 36 1/2"H (927) x 29 1/2"D (749)
Surface Burners	20,000, 18,000, 15,000 and 9,200 Btu
Infrared Griddle	15,000 Btu (13,000 Btu LP)
Oven Capacity	6.3 cu ft (178 L)
Interior Dimensions	31 1/4"W (794) x 17 1/2"H (445) x 20"D (508)
Shipping Weight	503 lbs (228 kg)

FEATURES

- Dual-stacked, sealed burners
- Dual VertiCross™ convection oven with 10 cooking modes including Gourmet
- Adjustable infrared griddle
- Large full-color touch screen
- Low Btu for true simmer and melts
- LED backlit control knobs
- 1 standard and 2 full-extension ball bearing racks
- Broiler pan and temperature probe
- Signature red knobs included



Model DF36650

MODEL	MSRP
DF36650/S/P	\$11,065
DF36650/S/P/LP	\$11,065


Red knobs and stainless steel bezels included with the range. Black or stainless steel knobs available at no charge with product purchase.

SPECIFICATIONS

Overall Dimensions	35 7/8"W (911) x 36 1/2"H (927) x 29 1/2"D (749)
Surface Burners	20,000, (2) 18,000, (2) 15,000 and 9,200 Btu
Oven Capacity	6.3 cu ft (178 L)
Interior Dimensions	31 1/4"W (794) x 17 1/2"H (445) x 20"D (508)
Shipping Weight	471 lbs (214 kg)

FEATURES

- Dual-stacked, sealed burners
- Dual VertiCross™ convection oven with 10 cooking modes including Gourmet
- Large full-color touch screen
- Low Btu for true simmer and melts
- LED backlit control knobs
- 1 standard and 2 full-extension ball bearing racks
- Broiler pan and temperature probe
- Signature red knobs included



Model DF36450C

MODEL	MSRP
DF36450C/S/P	\$11,970
DF36450C/S/P/LP	\$11,970


Red knobs and stainless steel bezels included with the range. Black or stainless steel knobs available at no charge with product purchase.

SPECIFICATIONS

Overall Dimensions	35 7/8"W (911) x 36 1/2"H (927) x 29 1/2"D (749)
Surface Burners	20,000, 18,000, 15,000 and 9,200 Btu
Infrared Charbroiler	16,000 Btu
Oven Capacity	6.3 cu ft (178 L)
Interior Dimensions	31 1/4"W (794) x 17 1/2"H (445) x 20"D (508)
Shipping Weight	482 lbs (219 kg)

FEATURES

- Dual-stacked, sealed burners
- Dual VertiCross™ convection oven with 10 cooking modes including Gourmet
- Adjustable infrared charbroiler
- Large full-color touch screen
- Low Btu for true simmer and melts
- LED backlit control knobs
- 1 standard and 2 full-extension ball bearing racks
- Broiler pan and temperature probe
- Signature red knobs included



Dual Fuel Ranges

36" Dual Fuel Range Accessories

Stainless Steel Risers

DESCRIPTION	NUMBER	MSRP
Stainless Steel Risers*		
5" (127) Riser	9016119	\$265
10" (254) Riser	9016120	\$315
20" (508) Riser with Shelf	9016121	\$630

*Minimum 10" (254) riser required against combustible surfaces.

Knobs

DESCRIPTION	NUMBER	MSRP
Knobs		
Stainless Steel Knobs	9015762	\$180
Stainless Steel Knobs*	828439	N/C
Red Knobs	9039690	\$180
Black Knobs	9015759	\$180
Black Knobs*	828442	N/C

*One set at no charge with product purchase.

Surface Accessories

DESCRIPTION	NUMBER	MSRP
Filler Trim (2-pc)	810919	\$170
2-Burner Wok Grate*	9029243	\$95
Griddle Model		
11" (279) Cutting Board	9022536	\$115
Griddle Cleaning Kit	812278	\$190
Cleaning Solution (4) 1-qt	812279	\$110
Cleaning Pads (6) 10-packs	9021489	\$125

*Grate covers two burner positions allowing one burner to accommodate a rounded wok.

Oven Accessories

DESCRIPTION	NUMBER	MSRP
Full-Ext Ball-Bearing Rack	9022538	\$180
Standard Oven Rack	9022540	\$85
Temperature Probe	823261	\$80
Broiler Pan	819377	\$70
Dehydration Kit	9034726	\$190
Bake Stone Kit	9016697	\$240

Leg Extension Covers, Caster Covers and Kickplate

DESCRIPTION	NUMBER	MSRP
Front Leg Extension Covers		
2½" (64) Covers	9022347	\$75
3½" (89) Covers	9022607	\$75
4" (102) Covers	9022608	\$75
4½" (114) Covers	9022609	\$75
Rear Caster Covers		
2½" (64) Covers	9022587	\$105
3" (76) Covers	9022588	\$105
3½" (89) Covers	9022589	\$105
4" (102) Covers	9022590	\$105
4½" (114) Covers	9022591	\$105
Kickplates		
2½" (64) Stainless Steel	9022091	\$30
3" (76) Stainless Steel	9018543	\$30
3½" (89) Stainless Steel	9022092	\$30
4" (102) Stainless Steel	9022093	\$30
4½" (114) Stainless Steel	9022094	\$30

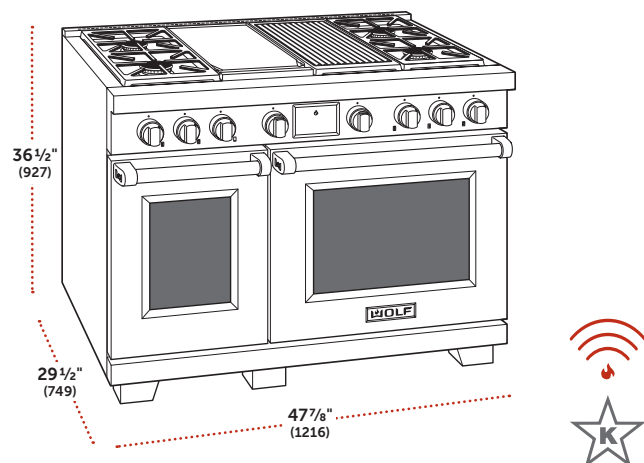
Use 2½" (64) for countertop heights ranging from 35½" (902) to 36" (914).
Use 3" (76) for countertop heights ranging from 35¾" (908) to 36½" (927).
Use 3½" (89) for countertop heights ranging from 36¼" (921) to 37" (940).
Use 4" (102) for countertop heights ranging from 36¾" (934) to 37½" (953).
Use 4½" (114) for countertop heights ranging from 37¼" (946) to 38" (965).

High Altitude Conversion Kit

DESCRIPTION	NUMBER	MSRP
LP Gas High Altitude Kit*	829280	\$65

*For installations above 8,600' (2621 m). For natural gas installations above 10,250' (3124 m), contact Wolf customer care.

Dual Fuel Ranges



48" Dual Fuel Ranges

Model DF48450CG

MODEL	MSRP
DF48450CG/S/P	\$16,455
DF48450CG/S/P/LP	\$16,455


Red knobs and stainless steel bezels included with the range. Black or stainless steel knobs available at no charge with product purchase.

SPECIFICATIONS

Overall Dimensions	47 ⁷ / ₈ "W (1216) x 36 ¹ / ₂ "H (927) x 29 ¹ / ₂ "D (749)
Surface Burners	20,000, 18,000, 15,000 and 9,200 Btu
Infrared Griddle	15,000 Btu (13,000 Btu LP)
Infrared Charbroiler	16,000 Btu
30" Oven Capacity	5.1 cu ft (144 L)
Interior Dimensions	25 ¹ / ₄ "W (641) x 17 ¹ / ₂ "H (445) x 20"D (508)
18" Oven Capacity	1.8 cu ft (51 L)
Interior Dimensions	13 ¹ / ₄ "W (337) x 17 ¹ / ₂ "H (445) x 20"D (508)
Shipping Weight	704 lbs (319 kg)

FEATURES

- Dual-stacked, sealed burners
- Large Dual VertiCross™ convection oven with 10 cooking modes including Gourmet, and 18" single convection oven with 9 cooking modes
- Adjustable infrared griddle
- Adjustable infrared charbroiler
- Large full-color touch screen
- Low Btu for true simmer and melts
- LED backlit control knobs
- 1 standard and 2 full-extension ball bearing racks in the 30" oven
- 1 standard and 1 full-extension ball bearing racks in the 18" oven
- Broiler pan and temperature probe
- Signature red knobs included



Model DF48850

MODEL	MSRP
DF48850/S/P	\$14,645
DF48850/S/P/LP	\$14,645


Red knobs and stainless steel bezels included with the range. Black or stainless steel knobs available at no charge with product purchase.

SPECIFICATIONS

Overall Dimensions	47 ⁷ / ₈ "W (1216) x 36 ¹ / ₂ "H (927) x 29 ¹ / ₂ "D (749)
Surface Burners	20,000, (3) 18,000, (3) 15,000 and 9,200 Btu
30" Oven Capacity	5.1 cu ft (144 L)
Interior Dimensions	25 ¹ / ₄ "W (641) x 17 ¹ / ₂ "H (445) x 20"D (508)
18" Oven Capacity	1.8 cu ft (51 L)
Interior Dimensions	13 ¹ / ₄ "W (337) x 17 ¹ / ₂ "H (445) x 20"D (508)
Shipping Weight	657 lbs (298 kg)

FEATURES

- Dual-stacked, sealed burners
- Large Dual VertiCross™ convection oven with 10 cooking modes including Gourmet, and 18" single convection oven with 9 cooking modes
- Large full-color touch screen
- Low Btu for true simmer and melts
- LED backlit control knobs
- 1 standard and 2 full-extension ball bearing racks in the 30" oven
- 1 standard and 1 full-extension ball bearing racks in the 18" oven
- Broiler pan and temperature probe
- Signature red knobs included



Dual Fuel Ranges

48" Dual Fuel Ranges

Model DF48650C

MODEL	MSRP
DF48650C/S/P	\$15,550
DF48650C/S/P/LP	\$15,550


Red knobs and stainless steel bezels included with the range. Black or stainless steel knobs available at no charge with product purchase.

SPECIFICATIONS

Overall Dimensions	47 ⁷ / ₈ "W (1216) x 36 ¹ / ₂ "H (927) x 29 ¹ / ₂ "D (749)
Surface Burners	20,000, (2) 18,000, (2) 15,000 and 9,200 Btu
Infrared Charbroiler	16,000 Btu
30" Oven Capacity	5.1 cu ft (144 L)
Interior Dimensions	25 ¹ / ₄ "W (641) x 17 ¹ / ₂ "H (445) x 20"D (508)
18" Oven Capacity	1.8 cu ft (51 L)
Interior Dimensions	13 ¹ / ₄ "W (337) x 17 ¹ / ₂ "H (445) x 20"D (508)
Shipping Weight	672 lbs (305 kg)

FEATURES

- Dual-stacked, sealed burners
- Large Dual VertiCross™ convection oven with 10 cooking modes including Gourmet, and 18" single convection oven with 9 cooking modes
- Adjustable infrared charbroiler
- Large full-color touch screen
- Low Btu for true simmer and melts
- LED backlit control knobs
- 1 standard and 2 full-extension ball bearing racks in the 30" oven
- 1 standard and 1 full-extension ball bearing racks in the 18" oven
- Broiler pan and temperature probe
- Signature red knobs included



Model DF48650G

MODEL	MSRP
DF48650G/S/P	\$15,550
DF48650G/S/P/LP	\$15,550

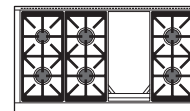
Red knobs and stainless steel bezels included with the range. Black or stainless steel knobs available at no charge with product purchase.

SPECIFICATIONS

Overall Dimensions	47 ⁷ / ₈ "W (1216) x 36 ¹ / ₂ "H (927) x 29 ¹ / ₂ "D (749)
Surface Burners	20,000, (2) 18,000, (2) 15,000 and 9,200 Btu
Infrared Griddle	15,000 Btu (13,000 Btu LP)
30" Oven Capacity	5.1 cu ft (144 L)
Interior Dimensions	25 ¹ / ₄ "W (641) x 17 ¹ / ₂ "H (445) x 20"D (508)
18" Oven Capacity	1.8 cu ft (51 L)
Interior Dimensions	13 ¹ / ₄ "W (337) x 17 ¹ / ₂ "H (445) x 20"D (508)
Shipping Weight	692 lbs (314 kg)

FEATURES

- Dual-stacked, sealed burners
- Large Dual VertiCross™ convection oven with 10 cooking modes including Gourmet, and 18" single convection oven with 9 cooking modes
- Adjustable infrared griddle
- Large full-color touch screen
- Low Btu for true simmer and melts
- LED backlit control knobs
- 1 standard and 2 full-extension ball bearing racks in the 30" oven
- 1 standard and 1 full-extension ball bearing racks in the 18" oven
- Broiler pan and temperature probe
- Signature red knobs included



Dual Fuel Ranges

48" Dual Fuel Ranges

Model DF48450DG

MODEL	MSRP
DF48450DG/S/P	\$16,455
DF48450DG/S/P/LP	\$16,455

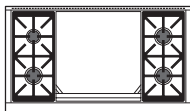
Red knobs and stainless steel bezels included with the range. Black or stainless steel knobs available at no charge with product purchase.

SPECIFICATIONS

Overall Dimensions	47 ⁷ / ₈ "W (1216) x 36 ¹ / ₂ "H (927) x 29 ¹ / ₂ "D (749)
Surface Burners	20,000, 18,000, 15,000 and 9,200 Btu
Double Griddle	(2) 15,000 Btu (13,000 Btu LP)
30" Oven Capacity	5.1 cu ft (144 L)
Interior Dimensions	25 ¹ / ₄ "W (641) x 17 ¹ / ₂ "H (445) x 20"D (508)
18" Oven Capacity	1.8 cu ft (51 L)
Interior Dimensions	13 ¹ / ₄ "W (337) x 17 ¹ / ₂ "H (445) x 20"D (508)
Shipping Weight	708 lbs (321 kg)

FEATURES

- Dual-stacked, sealed burners
- Large Dual VertiCross™ convection oven with 10 cooking modes including Gourmet, and 18" single convection oven with 9 cooking modes
- Adjustable double infrared griddle
- Large full-color touch screen
- Low Btu for true simmer and melts
- LED backlit control knobs
- 1 standard and 2 full-extension ball bearing racks in the 30" oven
- 1 standard and 1 full-extension ball bearing racks in the 18" oven
- Broiler pan and temperature probe
- Signature red knobs included



Model DF48450F

MODEL	MSRP
DF48450F/S/P	\$17,075
DF48450F/S/P/LP	\$17,075

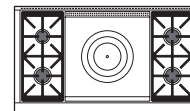
Red knobs and stainless steel bezels included with the range. Black or stainless steel knobs available at no charge with product purchase.

SPECIFICATIONS

Overall Dimensions	47 ⁷ / ₈ "W (1216) x 36 ¹ / ₂ "H (927) x 29 ¹ / ₂ "D (749)
Surface Burners	20,000, 18,000, 15,000 and 9,200 Btu
French Top	15,000 Btu
30" Oven Capacity	5.1 cu ft (144 L)
Interior Dimensions	25 ¹ / ₄ "W (641) x 17 ¹ / ₂ "H (445) x 20"D (508)
18" Oven Capacity	1.8 cu ft (51 L)
Interior Dimensions	13 ¹ / ₄ "W (337) x 17 ¹ / ₂ "H (445) x 20"D (508)
Shipping Weight	695 lbs (315 kg)

FEATURES

- Dual-stacked, sealed burners
- Large Dual VertiCross™ convection oven with 10 cooking modes including Gourmet, and 18" single convection oven with 9 cooking modes
- French top
- Large full-color touch screen
- Low Btu for true simmer and melts
- LED backlit control knobs
- 1 standard and 2 full-extension ball bearing racks in the 30" oven
- 1 standard and 1 full-extension ball bearing racks in the 18" oven
- Broiler pan and temperature probe
- Signature red knobs included



Dual Fuel Ranges

48" Dual Fuel Range Accessories

Stainless Steel Risers

DESCRIPTION	NUMBER	MSRP
Stainless Steel Risers*		
5" (127) Riser	9016122	\$295
10" (254) Riser	9016123	\$370
20" (508) Riser with Shelf	9016124	\$765

*Minimum 10" (254) riser required against combustible surfaces.

Knobs

DESCRIPTION	NUMBER	MSRP
Knobs		
Stainless Steel Knobs	9015763	\$180
Stainless Steel Knobs*	828440	N/C
Red Knobs	9039691	\$180
Black Knobs	9015760	\$180
Black Knobs*	828441	N/C

*One set at no charge with product purchase.

Surface Accessories

DESCRIPTION	NUMBER	MSRP
Filler Trim (2-pc)	810919	\$170
2-Burner Wok Grate*	9029243	\$95

Griddle Models

11" (279) Cutting Board	9022536	\$115
22" (559) Cutting Board	9022537	\$130
Griddle Cleaning Kit	812278	\$190
Cleaning Solution (4) 1-qt	812279	\$110
Cleaning Pads (6) 10-packs	9021489	\$125

*Grate covers two burner positions allowing one burner to accommodate a rounded wok.

Oven Accessories

DESCRIPTION	NUMBER	MSRP
30" Oven		
Full-Ext Ball-Bearing Rack	9030652	\$180
Standard Oven Rack	823256	\$90
30" (762) Baking Sheet	823269	\$80
Broiler Pan	819377	\$70
Dehydration Kit	9034725	\$190
Bake Stone Kit	9016697	\$240

18" Oven

Full-Ext Ball-Bearing Rack	9022539	\$130
Standard Oven Rack	9022541	\$40
Broiler Pan	819376	\$65
Dehydration Kit	9034727	\$170
Temperature Probe	823261	\$80

Leg Extension Covers, Caster Covers and Kickplate

DESCRIPTION	NUMBER	MSRP
Front Leg Extension Covers		
2½" (64) Covers	9022347	\$75
3½" (89) Covers	9022607	\$75
4" (102) Covers	9022608	\$75
4½" (114) Covers	9022609	\$75
Rear Caster Covers		
2½" (64) Covers	9022587	\$105
3" (76) Covers	9022588	\$105
3½" (89) Covers	9022589	\$105
4" (102) Covers	9022590	\$105
4½" (114) Covers	9022591	\$105
Kickplates		
2½" (64) Stainless Steel	9022113	\$40
3" (76) Stainless Steel	9018545	\$40
3½" (89) Stainless Steel	9022114	\$40
4" (102) Stainless Steel	9022115	\$40
4½" (114) Stainless Steel	9022116	\$40

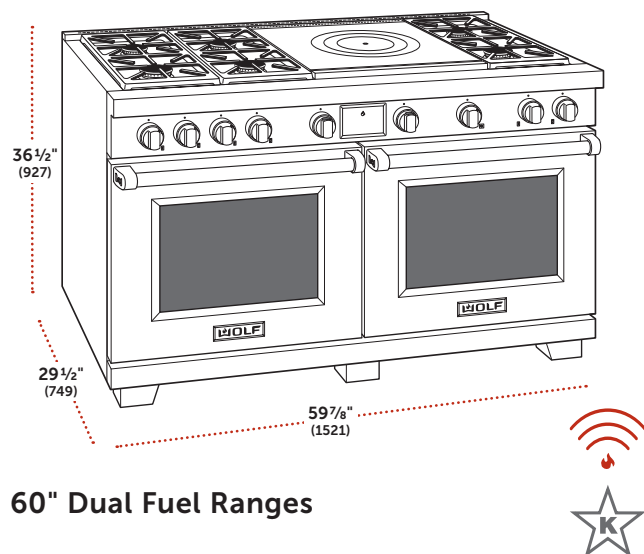
Use 2½" (64) for countertop heights ranging from 35½" (902) to 36" (914).
Use 3" (76) for countertop heights ranging from 35¾" (908) to 36½" (927).
Use 3½" (89) for countertop heights ranging from 36¾" (921) to 37" (940).
Use 4" (102) for countertop heights ranging from 36¾" (934) to 37½" (953).
Use 4½" (114) for countertop heights ranging from 37¼" (946) to 38" (965).

High Altitude Conversion Kit

DESCRIPTION	NUMBER	MSRP
LP Gas High Altitude Kit*	829280	\$65

*For installations above 8,600' (2621 m). For natural gas installations above 10,250' (3124 m), contact Wolf customer care.

Dual Fuel Ranges



60" Dual Fuel Ranges

Model DF60650F

MODEL	MSRP
DF60650F/S/P	\$20,890
DF60650F/S/P/LP	\$20,890

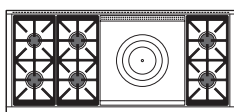
Red knobs and stainless steel bezels included with the range. Black or stainless steel knobs available at no charge with product purchase.

SPECIFICATIONS

Overall Dimensions	59 7/8" W (1521) x 36 1/2" H (927) x 29 1/2" D (749)
Surface Burners	20,000, (2) 18,000, (2) 15,000 and 9,200 Btu
French Top	15,000 Btu
Capacity (per oven)	5.1 cu ft (144 L)
Interior Dimensions	25 1/4" W (641) x 17 1/2" H (445) x 20" D (508)
Shipping Weight	799 lbs (362 kg)

FEATURES

- Dual-stacked, sealed burners
- Dual VertiCross™ convection ovens with 10 cooking modes including Gourmet
- French top
- Large full-color touch screen
- Low Btu for true simmer and melts
- LED backlit control knobs
- 1 standard and 2 full-extension ball bearing racks (per oven)
- Broiler pan and temperature probe
- Signature red knobs included



Model DF60650CG

MODEL	MSRP
DF60650CG/S/P	\$20,270
DF60650CG/S/P/LP	\$20,270

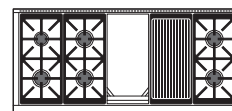
Red knobs and stainless steel bezels included with the range. Black or stainless steel knobs available at no charge with product purchase.

SPECIFICATIONS

Overall Dimensions	59 7/8" W (1521) x 36 1/2" H (927) x 29 1/2" D (749)
Surface Burners	20,000, (2) 18,000, (2) 15,000 and 9,200 Btu
Infrared Griddle	15,000 Btu (13,000 Btu LP)
Infrared Charbroiler	16,000 Btu
Capacity (per oven)	5.1 cu ft (144 L)
Interior Dimensions	25 1/4" W (641) x 17 1/2" H (445) x 20" D (508)
Shipping Weight	827 lbs (375 kg)

FEATURES

- Dual-stacked, sealed burners
- Dual VertiCross™ convection ovens with 10 cooking modes including Gourmet
- Adjustable infrared griddle
- Adjustable infrared charbroiler
- Large full-color touch screen
- Low Btu for true simmer and melts
- LED backlit control knobs
- 1 standard and 2 full-extension ball bearing racks (per oven)
- Broiler pan and temperature probe
- Signature red knobs included



Dual Fuel Ranges

60" Dual Fuel Ranges

Model DF60650DG

MODEL	MSRP
DF60650DG/S/P	\$20,270
DF60650DG/S/P/LP	\$20,270

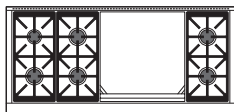
Red knobs and stainless steel bezels included with the range. Black or stainless steel knobs available at no charge with product purchase.

SPECIFICATIONS

Overall Dimensions	59 ⁷ / ₈ "W (1521) x 36 ¹ / ₂ "H (927) x 29 ¹ / ₂ "D (749)
Surface Burners	20,000, (2) 18,000, (2) 15,000 and 9,200 Btu
Double Griddle	(2) 15,000 Btu (13,000 Btu LP)
Capacity (per oven)	5.1 cu ft (144 L)
Interior Dimensions	25 ¹ / ₄ "W (641) x 17 ¹ / ₂ "H (445) x 20"D (508)
Shipping Weight	831 lbs (377 kg)

FEATURES

- Dual-stacked, sealed burners
- Dual VertiCross™ convection ovens with 10 cooking modes including Gourmet
- Adjustable double infrared griddle
- Large full-color touch screen
- Low Btu for true simmer and melts
- LED backlit control knobs
- 1 standard and 2 full-extension ball bearing racks (per oven)
- Broiler pan and temperature probe
- Signature red knobs included



Dual Fuel Ranges

60" Dual Fuel Range Accessories

Stainless Steel Risers

DESCRIPTION	NUMBER	MSRP
Stainless Steel Risers*		
5" (127) Riser	9016125	\$380
10" (254) Riser	9016126	\$440
20" (508) Riser with Shelf	9016127	\$945

*Minimum 10" (254) riser required against combustible surfaces.

Knobs

DESCRIPTION	NUMBER	MSRP
Knobs		
Stainless Steel Knobs	9015763	\$180
Stainless Steel Knobs*	828440	N/C
Red Knobs	9039691	\$180
Black Knobs	9015760	\$180
Black Knobs*	828441	N/C

*One set at no charge with product purchase.

Surface Accessories

DESCRIPTION	NUMBER	MSRP
Filler Trim (2-pc)	810919	\$170
2-Burner Wok Grate*	9029243	\$95
Griddle Models		
11" (279) Cutting Board	9022536	\$115
22" (559) Cutting Board	9022537	\$130
Griddle Cleaning Kit	812278	\$190
Cleaning Solution (4) 1-qt	812279	\$110
Cleaning Pads (6) 10-packs	9021489	\$125

*Grate covers two burner positions allowing one burner to accommodate a rounded wok.

Oven Accessories

DESCRIPTION	NUMBER	MSRP
Full-Ext Ball-Bearing Rack	9030652	\$180
Standard Oven Rack	823256	\$90
30" (762) Baking Sheet	823269	\$80
Temperature Probe	823261	\$80
Broiler Pan	819377	\$70
Dehydration Kit	9034725	\$190
Bake Stone Kit	9016697	\$240

Leg Extension Covers, Caster Covers and Kickplate

DESCRIPTION	NUMBER	MSRP
Front Leg Extension Covers		
2½" (64) Covers	9022347	\$75
3½" (89) Covers	9022607	\$75
4" (102) Covers	9022608	\$75
4½" (114) Covers	9022609	\$75
Rear Caster Covers		
2½" (64) Covers	9022587	\$105
3" (76) Covers	9022588	\$105
3½" (89) Covers	9022589	\$105
4" (102) Covers	9022590	\$105
4½" (114) Covers	9022591	\$105
Kickplates		
2½" (64) Stainless Steel	9022117	\$55
3" (76) Stainless Steel	9018546	\$55
3½" (89) Stainless Steel	9022118	\$55
4" (102) Stainless Steel	9022119	\$55
4½" (114) Stainless Steel	9022120	\$55

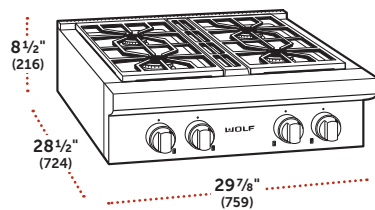
Use 2½" (64) for countertop heights ranging from 35½" (902) to 36" (914).
 Use 3" (76) for countertop heights ranging from 35¾" (908) to 36½" (927).
 Use 3½" (89) for countertop heights ranging from 36¾" (921) to 37" (940).
 Use 4" (102) for countertop heights ranging from 36¾" (934) to 37½" (953).
 Use 4½" (114) for countertop heights ranging from 37¼" (946) to 38" (965).

High Altitude Conversion Kit

DESCRIPTION	NUMBER	MSRP
LP Gas High Altitude Kit*	829280	\$65

*For installations above 8,600' (2621 m). For natural gas installations above 10,250' (3124 m), contact Wolf customer care.

Sealed Burner Rangetops



30" Sealed Burner Rangetop

Model SRT304

MODEL	MSRP
SRT304	\$3,520
SRT304-LP	\$3,520

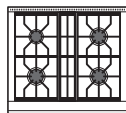
Red knobs and stainless steel bezels included with the rangetop. Black or stainless steel knobs available at no charge.

SPECIFICATIONS

Overall Dimensions	29 7/8" W (759) x 8 1/2" H (216) x 28 1/2" D (724)
Surface Burners	20,000, 18,000, 15,000 and 9,200 Btu
Shipping Weight	160 lbs (73 kg)

FEATURES

- Stainless steel
- Dual-stacked, sealed burners
- Stainless steel island trim
- Stainless steel bezels



30" Sealed Burner Rangetop Accessories

Stainless Steel Risers

DESCRIPTION	NUMBER	MSRP
Stainless Steel Risers*		
5" (127) Riser	808520	\$245
10" (254) Riser	808521	\$300
20" (508) Riser with Shelf	808522	\$565

*Minimum 5" (127) riser required against combustible surfaces.

Knobs and Bezels

DESCRIPTION	NUMBER	MSRP
Knobs		
Stainless Steel Knobs	827310	\$185
Stainless Steel Knobs*	827314	N/C
Red Knobs	827318	\$185
Black Knobs	827309	\$185
Black Knobs*	827313	N/C
Bezels		
Stainless Steel Bezels	818808	\$60
Brass Bezels	804377	\$60
Chrome Bezels	804383	\$60

*One set at no charge with product purchase.

Surface Accessories

DESCRIPTION	NUMBER	MSRP
Filler Trim (2-pc)	810919	\$170
2-Burner Wok Grate*	804372	\$100

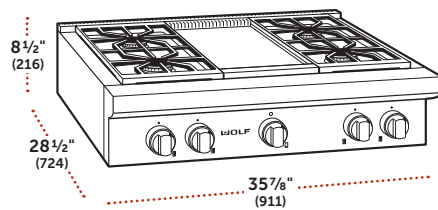
*Grate covers two burner positions allowing one burner to accommodate a rounded wok.

High Altitude Conversion Kit

DESCRIPTION	NUMBER	MSRP
LP Gas High Altitude Kit*	815896	\$70

*For installations above 8,600' (2621 m). For natural gas installations above 10,250' (3124 m), contact Wolf customer care.

Sealed Burner Rangetops



36" Sealed Burner Rangetops

Model SRT364G

MODEL	MSRP
SRT364G	\$5,270
SRT364G-LP	\$5,270

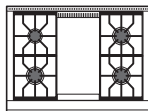
Red knobs and stainless steel bezels included with the rangetop. Black or stainless steel knobs available at no charge.

SPECIFICATIONS

Overall Dimensions	35 7/8" W (911) x 8 1/2" H (216) x 28 1/2" D (724)
Surface Burners	20,000, 18,000, 15,000 and 9,200 Btu
Infrared Griddle	15,000 Btu (13,000 Btu LP)
Shipping Weight	220 lbs (100 kg)

FEATURES

- Stainless steel
- Dual-stacked, sealed burners
- Infrared griddle
- Stainless steel island trim
- Stainless steel bezels



Model SRT366

MODEL	MSRP
SRT366	\$4,365
SRT366-LP	\$4,365


Red knobs and stainless steel bezels included with the rangetop. Black or stainless steel knobs available at no charge.

SPECIFICATIONS

Overall Dimensions	35 7/8" W (911) x 8 1/2" H (216) x 28 1/2" D (724)
Surface Burners	20,000, (2) 18,000, (2) 15,000 and 9,200 Btu
Shipping Weight	190 lbs (86 kg)

FEATURES

- Stainless steel
- Dual-stacked, sealed burners
- Stainless steel island trim
- Stainless steel bezels



Model SRT364C

MODEL	MSRP
SRT364C	\$5,270
SRT364C-LP	\$5,270

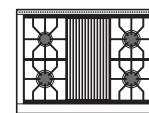
Red knobs and stainless steel bezels included with the rangetop. Black or stainless steel knobs available at no charge.

SPECIFICATIONS

Overall Dimensions	35 7/8" W (911) x 8 1/2" H (216) x 28 1/2" D (724)
Surface Burners	20,000, 18,000, 15,000 and 9,200 Btu
Infrared Charbroiler	16,000 Btu
Shipping Weight	200 lbs (91 kg)

FEATURES

- Stainless steel
- Dual-stacked, sealed burners
- Infrared charbroiler
- Stainless steel island trim
- Stainless steel bezels



Sealed Burner Rangetops

Model SRT362W

MODEL	MSRP
SRT362W	\$5,615
SRT362W-LP	\$5,615

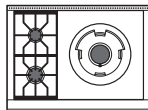
Red knobs and stainless steel bezels included with the rangetop. Black or stainless steel knobs available at no charge.

SPECIFICATIONS

Overall Dimensions	35 ⁷ / ₈ "W (911) x 10"H (254) x 28 ¹ / ₂ "D (724)
Surface Burners	20,000 and 9,200 Btu
Wok Burner	35,000 Btu
Shipping Weight	205 lbs (93 kg)

FEATURES

- Stainless steel
- Dual-stacked, sealed burners
- 35k Btu wok burner
- Stainless steel island trim
- Stainless steel bezels



36" Sealed Burner Rangetop Accessories

Stainless Steel Risers

DESCRIPTION	NUMBER	MSRP
Stainless Steel Risers*		
5" (127) Riser	808523	\$270
10" (254) Riser	808524	\$325
20" (508) Riser with Shelf	808525	\$650

*Minimum 5" (127) riser required against combustible surfaces for SRT366, minimum 10" (254) for charbroiler and griddle. Wok burner models cannot be installed against combustible surfaces, even with a riser.

Knobs and Bezels

DESCRIPTION	NUMBER	MSRP
Knobs		
Stainless Steel Knobs	827310	\$185
Stainless Steel Knobs*	827314	N/C
Red Knobs	827318	\$185
Black Knobs	827309	\$185
Black Knobs*	827313	N/C
Bezels		
Stainless Steel Bezels	818809	\$70
Brass Bezels	804378	\$70
Chrome Bezels	804384	\$70

*One set at no charge with product purchase.

Surface Accessories

DESCRIPTION	NUMBER	MSRP
Filler Trim (2-pc)	810919	\$170
2-Burner Wok Grate*	804372	\$100
Griddle Model		
11" (279) Cutting Board	809710	\$120
Griddle Cleaning Kit	812278	\$190
Cleaning Solution (4) 1-qt	812279	\$110
Cleaning Pads (6) 10-packs	9021489	\$125

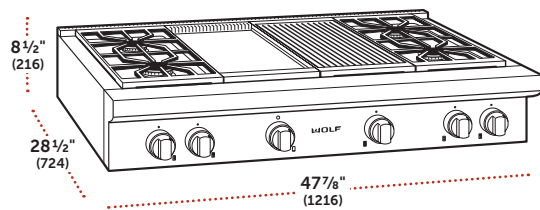
*Grate covers two burner positions allowing one burner to accommodate a rounded wok.

High Altitude Conversion Kit

DESCRIPTION	NUMBER	MSRP
LP Gas High Altitude Kit*	815896	\$70

*For installations above 8,600' (2621 m). For natural gas installations above 10,250' (3124 m), contact Wolf customer care.

Sealed Burner Rangetops



48" Sealed Burner Rangetops

Model SRT484CG

MODEL	MSRP
SRT484CG	\$6,540
SRT484CG-LP	\$6,540

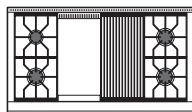
Red knobs and stainless steel bezels included with the rangetop. Black or stainless steel knobs available at no charge.

SPECIFICATIONS

Overall Dimensions	47 7/8"W (1216) x 8 1/2"H (216) x 28 1/2"D (724)
Surface Burners	20,000, 18,000, 15,000 and 9,200 Btu
Infrared Griddle	15,000 Btu (13,000 Btu LP)
Infrared Charbroiler	16,000 Btu
Shipping Weight	280 lbs (127 kg)

FEATURES

- Stainless steel
- Dual-stacked, sealed burners
- Infrared griddle and charbroiler
- Stainless steel island trim
- Stainless steel bezels



Model SRT486C

MODEL	MSRP
SRT486C	\$5,635
SRT486C-LP	\$5,635

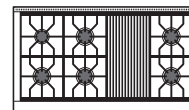
Red knobs and stainless steel bezels included with the rangetop. Black or stainless steel knobs available at no charge.

SPECIFICATIONS

Overall Dimensions	47 7/8"W (1216) x 8 1/2"H (216) x 28 1/2"D (724)
Surface Burners	20,000, (2) 18,000, (2) 15,000 and 9,200 Btu
Infrared Charbroiler	16,000 Btu
Shipping Weight	240 lbs (109 kg)

FEATURES

- Stainless steel
- Dual-stacked, sealed burners
- Infrared charbroiler
- Stainless steel island trim
- Stainless steel bezels



Model SRT486G

MODEL	MSRP
SRT486G	\$5,635
SRT486G-LP	\$5,635

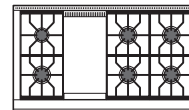
Red knobs and stainless steel bezels included with the rangetop. Black or stainless steel knobs available at no charge.

SPECIFICATIONS

Overall Dimensions	47 7/8"W (1216) x 8 1/2"H (216) x 28 1/2"D (724)
Surface Burners	20,000, (2) 18,000, (2) 15,000 and 9,200 Btu
Infrared Griddle	15,000 Btu (13,000 Btu LP)
Shipping Weight	260 lbs (118 kg)

FEATURES

- Stainless steel
- Dual-stacked, sealed burners
- Infrared griddle
- Stainless steel island trim
- Stainless steel bezels



Sealed Burner Rangetops

48" Sealed Burner Rangetops

Model SRT484DG

MODEL	MSRP
SRT484DG	\$6,540
SRT484DG-LP	\$6,540

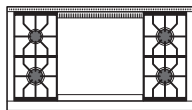
Red knobs and stainless steel bezels included with the rangetop. Black or stainless steel knobs available at no charge.

SPECIFICATIONS

Overall Dimensions	47 ⁷ / ₈ "W (1216) x 8 ¹ / ₂ "H (216) x 28 ¹ / ₂ "D (724)
Surface Burners	20,000, 18,000, 15,000 and 9,200 Btu
Double Griddle	(2) 15,000 Btu (13,000 Btu LP)
Shipping Weight	280 lbs (127 kg)

FEATURES

- Stainless steel
- Dual-stacked, sealed burners
- Infrared double griddle
- Stainless steel island trim
- Stainless steel bezels



Model SRT484W

MODEL	MSRP
SRT484W	\$5,980
SRT484W-LP	\$5,980

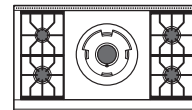
Red knobs and stainless steel bezels included with the rangetop. Black or stainless steel knobs available at no charge.

SPECIFICATIONS

Overall Dimensions	47 ⁷ / ₈ "W (1216) x 10"H (254) x 28 ¹ / ₂ "D (724)
Surface Burners	20,000, 18,000, 15,000 and 9,200 Btu
Wok Burner	35,000 Btu
Shipping Weight	256 lbs (116 kg)

FEATURES

- Stainless steel
- Dual-stacked, sealed burners
- 35k Btu wok burner
- Stainless steel island trim
- Stainless steel bezels



Model SRT484F

MODEL	MSRP
SRT484F	\$7,160
SRT484F-LP	\$7,160

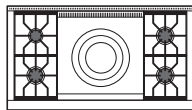
Red knobs and stainless steel bezels included with the rangetop. Black or stainless steel knobs available at no charge.

SPECIFICATIONS

Overall Dimensions	47 ⁷ / ₈ "W (1216) x 8 ¹ / ₂ "H (216) x 28 ¹ / ₂ "D (724)
Surface Burners	20,000, 18,000, 15,000 and 9,200 Btu
French Top	15,000 Btu
Shipping Weight	280 lbs (127 kg)

FEATURES

- Stainless steel
- Dual-stacked, sealed burners
- French top
- Stainless steel island trim
- Stainless steel bezels



48" Sealed Burner Rangetop Accessories

Stainless Steel Risers

DESCRIPTION	NUMBER	MSRP
Stainless Steel Risers*		
5" (127) Riser	808526	\$310
10" (254) Riser	808527	\$385
20" (508) Riser with Shelf	808528	\$790

*Minimum 10" (254) riser required against combustible surfaces for charbroiler and griddle.

Knobs and Bezels

DESCRIPTION	NUMBER	MSRP
Knobs		
Stainless Steel Knobs	827310	\$185
Stainless Steel Knobs*	827314	N/C
Red Knobs	827318	\$185
Black Knobs	827309	\$185
Black Knobs*	827313	N/C
Bezels		
Stainless Steel Bezels	818810	\$80
Brass Bezels	804379	\$80
Chrome Bezels	804385	\$80

*One set at no charge with product purchase.

Surface Accessories

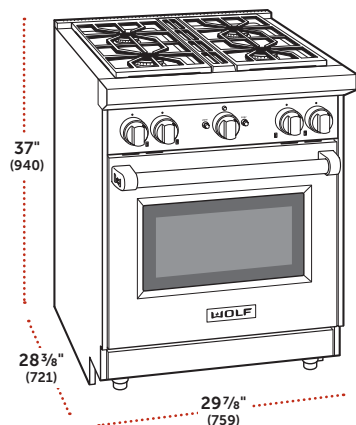
DESCRIPTION	NUMBER	MSRP
Filler Trim (2-pc)	810919	\$170
2-Burner Wok Grate*	804372	\$100
Griddle Models		
11" (279) Cutting Board	809710	\$120
22" (559) Cutting Board	822026	\$135
Griddle Cleaning Kit	812278	\$190
Cleaning Solution (4) 1-qt	812279	\$110
Cleaning Pads (6) 10-packs	9021489	\$125

*Grate covers two burner positions allowing one burner to accommodate a rounded wok.

High Altitude Conversion Kit

DESCRIPTION	NUMBER	MSRP
LP Gas High Altitude Kit*	815896	\$70

*For installations above 8,600' (2621 m). For natural gas installations above 10,250' (3124 m), contact Wolf customer care.



30" Gas Range

Model GR304

MODEL	MSRP
GR304	\$5,745
GR304-LP	\$5,745


Red knobs and stainless steel bezels included with the range.
Black or stainless steel knobs available at no charge.

SPECIFICATIONS

Overall Dimensions	29 7/8" W (759) x 37" H (940) x 28 3/8" D (721)
Surface Burners	(3) 15,000 and (1) 9,200 Btu
Oven Capacity	4.4 cu ft (125 L)
Interior Dimensions	24" W (610) x 18 5/8" H (473) x 17" D (432)
Shipping Weight	325 lbs (147 kg)

FEATURES

- Stainless steel
- Dual-stacked, sealed burners
- Large convection gas oven with infrared broiler
- 2 standard and 1 full-extension ball bearing rack
- Broiler pan



30" Gas Range Accessories

Stainless Steel Risers

DESCRIPTION	NUMBER	MSRP
Stainless Steel Risers*		
5" (127) Riser	819073	\$245
10" (254) Riser	819077	\$300
20" (508) Riser with Shelf	819081	\$565

*Minimum 20" (508) riser required against combustible surfaces.

30" Gas Range Accessories

Knobs and Bezels

DESCRIPTION	NUMBER	MSRP
Knobs		
Stainless Steel Knobs	821181	\$185
Stainless Steel Knobs*	822193	N/C
Red Knobs	821175	\$185
Black Knobs	821178	\$185
Black Knobs*	822192	N/C
Bezels		
Stainless Steel Bezels	818808	\$60
Brass Bezels	804377	\$60
Chrome Bezels	804383	\$60

*One set at no charge with product purchase.

Surface Accessories

DESCRIPTION	NUMBER	MSRP
Filler Trim (2-pc)	810919	\$170
2-Burner Wok Grate*	804372	\$100

*Grate covers two burner positions allowing one burner to accommodate a rounded wok.

Oven Accessories

DESCRIPTION	NUMBER	MSRP
Full-Ext Ball-Bearing Rack	821194	\$185
Bake Stone Kit	821196	\$245

Leg Covers and Kickplate

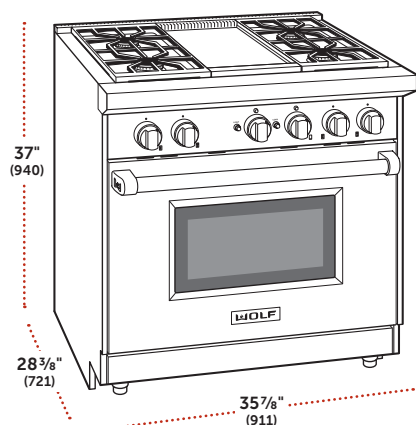
DESCRIPTION	NUMBER	MSRP
Front Leg Covers	821697	\$80
Kickplate	821198	\$20

High Altitude Conversion Kit

DESCRIPTION	NUMBER	MSRP
Natural Gas*	821204	\$70

*For installations above 8,600' (2621 m). LP models do not require conversion.

Gas Ranges



36" Gas Ranges

Model GR364G

MODEL	MSRP
GR364G	\$8,345
GR364G-LP	\$8,345

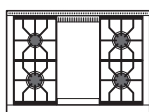
Red knobs and stainless steel bezels included with the range.
Black or stainless steel knobs available at no charge.

SPECIFICATIONS

Overall Dimensions	35 7/8"W (911) x 37"H (940) x 28 3/8"D (721)
Surface Burners	(3) 15,000 and (1) 9,200 Btu
Infrared Griddle	15,000 Btu (13,000 Btu LP)
Oven Capacity	5.5 cu ft (156 L)
Interior Dimensions	30"W (762) x 18 5/8"H (473) x 17"D (432)
Shipping Weight	470 lbs (213 kg)

FEATURES

- Stainless steel
- Dual-stacked, sealed burners
- Infrared griddle
- Large convection gas oven with infrared broiler
- 2 standard and 1 full-extension ball bearing rack
- Broiler pan



Model GR366

MODEL	MSRP
GR366	\$7,440
GR366-LP	\$7,440


Red knobs and stainless steel bezels included with the range.
Black or stainless steel knobs available at no charge.

SPECIFICATIONS

Overall Dimensions	35 7/8"W (911) x 37"H (940) x 28 3/8"D (721)
Surface Burners	(5) 15,000 and (1) 9,200 Btu
Oven Capacity	5.5 cu ft (156 L)
Interior Dimensions	30"W (762) x 18 5/8"H (473) x 17"D (432)
Shipping Weight	445 lbs (202 kg)

FEATURES

- Stainless steel
- Dual-stacked, sealed burners
- Large convection gas oven with infrared broiler
- 2 standard and 1 full-extension ball bearing rack
- Broiler pan



Model GR364C

MODEL	MSRP
GR364C	\$8,345
GR364C-LP	\$8,345

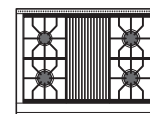
Red knobs and stainless steel bezels included with the range.
Black or stainless steel knobs available at no charge.

SPECIFICATIONS

Overall Dimensions	35 7/8"W (911) x 37"H (940) x 28 3/8"D (721)
Surface Burners	(3) 15,000 and (1) 9,200 Btu
Infrared Charbroiler	16,000 Btu
Oven Capacity	5.5 cu ft (156 L)
Interior Dimensions	30"W (762) x 18 5/8"H (473) x 17"D (432)
Shipping Weight	445 lbs (202 kg)

FEATURES

- Stainless steel
- Dual-stacked, sealed burners
- Infrared charbroiler
- Large convection gas oven with infrared broiler
- 2 standard and 1 full-extension ball bearing rack
- Broiler pan



Gas Ranges

36" Gas Range Accessories

Stainless Steel Risers

DESCRIPTION	NUMBER	MSRP
Stainless Steel Risers*		
5" (127) Riser	819074	\$280
10" (254) Riser	819078	\$325
20" (508) Riser with Shelf	819082	\$650

**Minimum 20" (508) riser required against combustible surfaces.*

Knobs and Bezels

DESCRIPTION	NUMBER	MSRP
Knobs		
Stainless Steel Knobs	821182	\$185
Stainless Steel Knobs*	822195	N/C
Red Knobs	821176	\$185
Black Knobs	821179	\$185
Black Knobs*	822194	N/C
Bezels		
Stainless Steel Bezels	818809	\$70
Brass Bezels	804378	\$70
Chrome Bezels	804384	\$70

**One set at no charge with product purchase.*

Surface Accessories

DESCRIPTION	NUMBER	MSRP
Filler Trim (2-pc)	810919	\$170
2-Burner Wok Grate*	804372	\$100
Griddle Model		
11" (279) Cutting Board	809710	\$120
Griddle Cleaning Kit	812278	\$190
Cleaning Solution (4) 1-qt	812279	\$110
Cleaning Pads (6) 10-packs	9021489	\$125

**Grate covers two burner positions allowing one burner to accommodate a rounded wok.*

Oven Accessories

DESCRIPTION	NUMBER	MSRP
Full-Ext Ball-Bearing Rack	821195	\$185
Bake Stone Kit	821197	\$255

Leg Covers and Kickplate

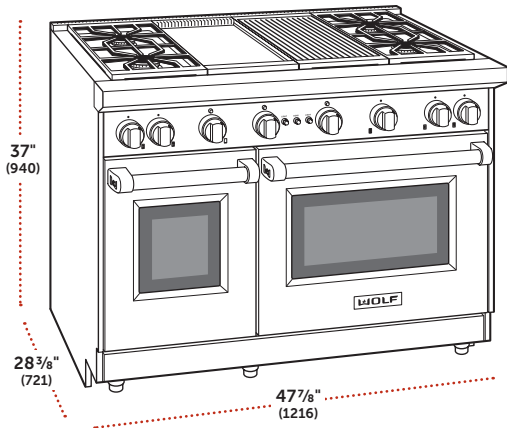
DESCRIPTION	NUMBER	MSRP
Front Leg Covers	821697	\$80
Kickplate	821199	\$20

High Altitude Conversion Kit

DESCRIPTION	NUMBER	MSRP
Natural Gas*	821204	\$70

**For installations above 8,600' (2621 m). LP models do not require conversion.*

Gas Ranges



48" Gas Ranges

Model GR484CG

MODEL	MSRP
GR484CG	\$13,205
GR484CG-LP	\$13,205

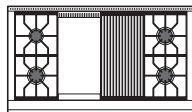
Red knobs and stainless steel bezels included with the range.
Black or stainless steel knobs available at no charge.

SPECIFICATIONS

Overall Dimensions	47 ⁷ / ₈ " W (1216) x 37" H (940) x 28 ³ / ₈ " D (721)
Surface Burners	(3) 15,000 and (1) 9,200 Btu
Infrared Griddle	15,000 Btu (13,000 Btu LP)
Infrared Charbroiler	16,000 Btu
Large Oven Capacity	4.4 cu ft (125 L)
Interior Dimensions	24" W (610) x 18 ⁵ / ₈ " H (473) x 17" D (432)
Small Oven Capacity	2.5 cu ft (71 L)
Interior Dimensions	13 ¹ / ₂ " W (356) x 18 ⁵ / ₈ " H (473) x 17" D (432)
Shipping Weight	700 lbs (318 kg)

FEATURES

- Stainless steel
- Dual-stacked, sealed burners
- Infrared charbroiler and griddle
- Large convection and small non-convection gas ovens
- 2 standard and 1 full-extension ball bearing rack in large oven
- 1 standard and 1 full-extension ball bearing rack in 18" oven
- Broiler pan



Model GR488

MODEL	MSRP
GR488	\$11,395
GR488-LP	\$11,395


Red knobs and stainless steel bezels included with the range.
Black or stainless steel knobs available at no charge.

SPECIFICATIONS

Overall Dimensions	47 ⁷ / ₈ " W (1216) x 37" H (940) x 28 ³ / ₈ " D (721)
Surface Burners	(7) 15,000 and (1) 9,200 Btu
Large Oven Capacity	4.4 cu ft (125 L)
Interior Dimensions	24" W (610) x 18 ⁵ / ₈ " H (473) x 17" D (432)
Small Oven Capacity	2.5 cu ft (71 L)
Interior Dimensions	13 ¹ / ₂ " W (356) x 18 ⁵ / ₈ " H (473) x 17" D (432)
Shipping Weight	650 lbs (295 kg)

FEATURES

- Stainless steel
- Dual-stacked, sealed burners
- Large convection and small non-convection gas ovens
- 2 standard and 1 full-extension ball bearing rack in large oven
- 1 standard and 1 full-extension ball bearing rack in 18" oven
- Broiler pan



Model GR486C

MODEL	MSRP
GR486C	\$12,300
GR486C-LP	\$12,300

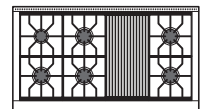
Red knobs and stainless steel bezels included with the range.
Black or stainless steel knobs available at no charge.

SPECIFICATIONS

Overall Dimensions	47 ⁷ / ₈ " W (1216) x 37" H (940) x 28 ³ / ₈ " D (721)
Surface Burners	(5) 15,000 and (1) 9,200 Btu
Infrared Charbroiler	16,000 Btu
Large Oven Capacity	4.4 cu ft (125 L)
Interior Dimensions	24" W (610) x 18 ⁵ / ₈ " H (473) x 17" D (432)
Small Oven Capacity	2.5 cu ft (71 L)
Interior Dimensions	13 ¹ / ₂ " W (356) x 18 ⁵ / ₈ " H (473) x 17" D (432)
Shipping Weight	665 lbs (302 kg)

FEATURES

- Stainless steel
- Dual-stacked, sealed burners
- Infrared charbroiler
- Large convection and small non-convection gas ovens
- 2 standard and 1 full-extension ball bearing rack in large oven
- 1 standard and 1 full-extension ball bearing rack in 18" oven
- Broiler pan



48" Gas Ranges

Model GR486G

MODEL	MSRP
GR486G	\$12,300
GR486G-LP	\$12,300

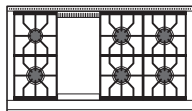
Red knobs and stainless steel bezels included with the range.
Black or stainless steel knobs available at no charge.

SPECIFICATIONS

Overall Dimensions	47 ⁷ / ₈ "W (1216) x 37"H (940) x 28 ³ / ₈ "D (721)
Surface Burners	(5) 15,000 and (1) 9,200 Btu
Infrared Griddle	15,000 Btu (13,000 Btu LP)
Large Oven Capacity	4.4 cu ft (125 L)
Interior Dimensions	24"W (610) x 18 ⁵ / ₈ "H (473) x 17"D (432)
Small Oven Capacity	2.5 cu ft (71 L)
Interior Dimensions	13 ¹ / ₂ "W (356) x 18 ⁵ / ₈ "H (473) x 17"D (432)
Shipping Weight	685 lbs (311 kg)

FEATURES

- Stainless steel
- Dual-stacked, sealed burners
- Infrared griddle
- Large convection and small non-convection gas ovens
- 2 standard and 1 full-extension ball bearing rack in large oven
- 1 standard and 1 full-extension ball bearing rack in 18" oven
- Broiler pan



Model GR484DG

MODEL	MSRP
GR484DG	\$13,205
GR484DG-LP	\$13,205

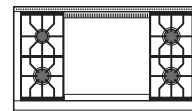
Red knobs and stainless steel bezels included with the range.
Black or stainless steel knobs available at no charge.

SPECIFICATIONS

Overall Dimensions	47 ⁷ / ₈ "W (1216) x 37"H (940) x 28 ³ / ₈ "D (721)
Surface Burners	(3) 15,000 and (1) 9,200 Btu
Double Griddle	(2) 15,000 Btu (13,000 Btu LP)
Large Oven Capacity	4.4 cu ft (125 L)
Interior Dimensions	24"W (610) x 18 ⁵ / ₈ "H (473) x 17"D (432)
Small Oven Capacity	2.5 cu ft (71 L)
Interior Dimensions	13 ¹ / ₂ "W (356) x 18 ⁵ / ₈ "H (473) x 17"D (432)
Shipping Weight	725 lbs (329 kg)

FEATURES

- Stainless steel
- Dual-stacked, sealed burners
- Infrared double griddle
- Large convection and small non-convection gas ovens
- 2 standard and 1 full-extension ball bearing rack in large oven
- 1 standard and 1 full-extension ball bearing rack in 18" oven
- Broiler pan



48" Gas Range Accessories

Stainless Steel Risers

DESCRIPTION	NUMBER	MSRP
Stainless Steel Risers*		
5" (127) Riser	819075	\$310
10" (254) Riser	819079	\$385
20" (508) Riser with Shelf	819083	\$790

*Minimum 20" (508) riser required against combustible surfaces.

Knobs and Bezels

DESCRIPTION	NUMBER	MSRP
Knobs		
Stainless Steel Knobs	821183	\$185
Stainless Steel Knobs*	822197	N/C
Red Knobs	821177	\$185
Black Knobs	821180	\$185
Black Knobs*	822196	N/C
Bezels		
Stainless Steel Bezels	818810	\$80
Brass Bezels	804379	\$80
Chrome Bezels	804385	\$80

*One set at no charge with product purchase.

Surface Accessories

DESCRIPTION	NUMBER	MSRP
Filler Trim (2-pc)	810919	\$170
2-Burner Wok Grate*	804372	\$100
Griddle Models		
11" (279) Cutting Board	809710	\$120
22" (559) Cutting Board	822026	\$135
Griddle Cleaning Kit	812278	\$190
Cleaning Solution (4) 1-qt	812279	\$110
Cleaning Pads (6) 10-packs	9021489	\$125

*Grate covers two burner positions allowing one burner to accommodate a rounded wok.

Oven Accessories

DESCRIPTION	NUMBER	MSRP
30" Oven		
Full-Ext Ball-Bearing Rack	821194	\$185
Bake Stone Kit	821196	\$245
18" Oven		
Full-Ext Ball-Bearing Rack	828265	\$135

Leg Covers and Kickplate

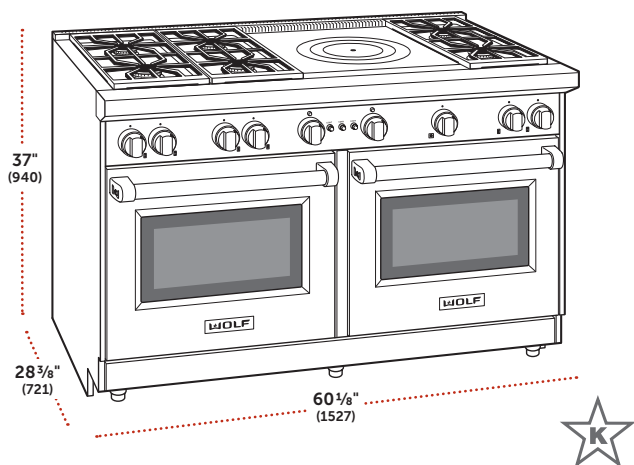
DESCRIPTION	NUMBER	MSRP
Front Leg Covers	821697	\$80
Kickplate	821200	\$20

High Altitude Conversion Kit

DESCRIPTION	NUMBER	MSRP
Natural Gas*	821204	\$70

*For installations above 8,600' (2621 m). LP models do not require conversion.

Gas Ranges



60" Gas Ranges

Model GR606F

MODEL	MSRP
GR606F	\$16,085
GR606F-LP	\$16,085

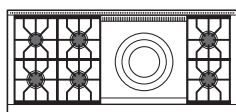
Red knobs and stainless steel bezels included with the range.
Black or stainless steel knobs available at no charge.

SPECIFICATIONS

Overall Dimensions	60 1/8" W (1527) x 37" H (940) x 28 3/8" D (721)
Surface Burners	(5) 15,000 and (1) 9,200 Btu
French Top	15,000 Btu
Capacity (per oven)	4.4 cu ft (125 L)
Interior Dimensions	24" W (610) x 18 5/8" H (473) x 17" D (432)
Shipping Weight	950 lbs (431 kg)

FEATURES

- Stainless steel
- Dual-stacked, sealed burners
- French top
- Two large convection gas ovens with infrared broiler
- 2 standard and 1 full-extension ball bearing rack (per oven)
- Broiler pan



Model GR606CG

MODEL	MSRP
GR606CG	\$15,465
GR606CG-LP	\$15,465

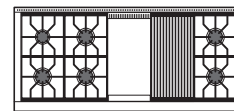
Red knobs and stainless steel bezels included with the range.
Black or stainless steel knobs available at no charge.

SPECIFICATIONS

Overall Dimensions	60 1/8" W (1527) x 37" H (940) x 28 3/8" D (721)
Surface Burners	(5) 15,000 and (1) 9,200 Btu
Infrared Griddle	15,000 Btu (13,000 Btu LP)
Infrared Charbroiler	16,000 Btu
Capacity (per oven)	4.4 cu ft (125 L)
Interior Dimensions	24" W (610) x 18 5/8" H (473) x 17" D (432)
Shipping Weight	875 lbs (397 kg)

FEATURES

- Stainless steel
- Dual-stacked, sealed burners
- Infrared charbroiler and griddle
- Two large convection gas ovens with infrared broiler
- 2 standard and 1 full-extension ball bearing rack (per oven)
- Broiler pan



Model GR606DG

MODEL	MSRP
GR606DG	\$15,465
GR606DG-LP	\$15,465

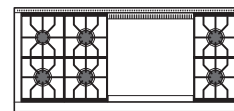
Red knobs and stainless steel bezels included with the range.
Black or stainless steel knobs available at no charge.

SPECIFICATIONS

Overall Dimensions	60 1/8" W (1527) x 37" H (940) x 28 3/8" D (721)
Surface Burners	(5) 15,000 and (1) 9,200 Btu
Double Griddle	15,000 Btu (13,000 Btu LP)
Capacity (per oven)	4.4 cu ft (125 L)
Interior Dimensions	24" W (610) x 18 5/8" H (473) x 17" D (432)
Shipping Weight	900 lbs (408 kg)

FEATURES

- Stainless steel
- Dual-stacked, sealed burners
- Infrared double griddle
- Two large convection gas ovens with infrared broiler
- 2 standard and 1 full-extension ball bearing rack (per oven)
- Broiler pan



60" Gas Range Accessories

Stainless Steel Risers

DESCRIPTION	NUMBER	MSRP
Stainless Steel Risers*		
5" (127) Riser	819076	\$400
10" (254) Riser	819080	\$460
20" (508) Riser with Shelf	819084	\$965

*Minimum 20" (508) riser required against combustible surfaces.

Knobs and Bezels

DESCRIPTION	NUMBER	MSRP
Knobs		
Stainless Steel Knobs	821183	\$185
Stainless Steel Knobs*	822197	N/C
Red Knobs	821177	\$185
Black Knobs	821180	\$185
Black Knobs*	822196	N/C
Bezels		
Stainless Steel Bezels	818810	\$80
Brass Bezels	804379	\$80
Chrome Bezels	804385	\$80

*One set at no charge with product purchase.

Surface Accessories

DESCRIPTION	NUMBER	MSRP
Filler Trim (2-pc)	810919	\$170
2-Burner Wok Grate*	804372	\$100
Griddle Models		
11" (279) Cutting Board	809710	\$120
22" (559) Cutting Board	822026	\$135
Griddle Cleaning Kit	812278	\$190
Cleaning Solution (4) 1-qt	812279	\$110
Cleaning Pads (6) 10-packs	9021489	\$125

*Grate covers two burner positions allowing one burner to accommodate a rounded wok.

Oven Accessories

DESCRIPTION	NUMBER	MSRP
Full-Ext Ball-Bearing Rack	821194	\$185
Bake Stone Kit	821196	\$245

Leg Covers and Kickplate

DESCRIPTION	NUMBER	MSRP
Front Leg Covers	821697	\$80
Kickplate	821201	\$20

High Altitude Conversion Kit

DESCRIPTION	NUMBER	MSRP
Natural Gas*	821204	\$70

*For installations above 8,600' (2621 m). LP models do not require conversion.

Outdoor Gas Grills, Modules, and Ventilation

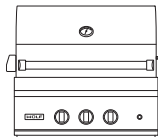
Outdoor Gas Grills, Modules, and Ventilation

Wolf outdoor products are built with premium-grade materials and tested for years of demanding outdoor use. This cooking specialist brings uncompromising performance and craftsmanship to your outdoor kitchen.

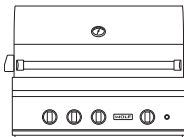
MODEL NUMBER KEY

Outdoor Gas Grill	OG
Burner Module	BM
Side Burner	SB
Grill Cart	CART
LP Gas	LP

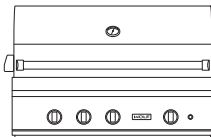
Outdoor Gas Grills and Carts



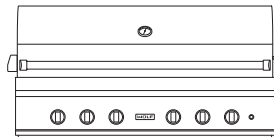
OG30



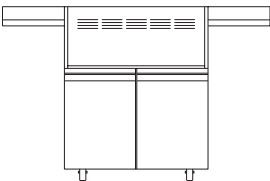
OG36



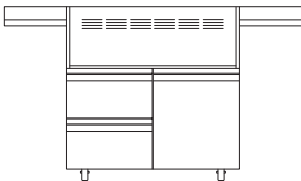
OG42



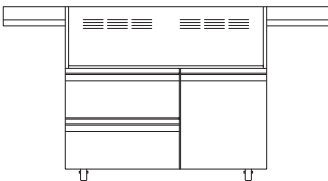
OG54



CART30



CART36



CART42

Burner Modules



BM13




SB13

Outdoor Ventilation



PW363318O

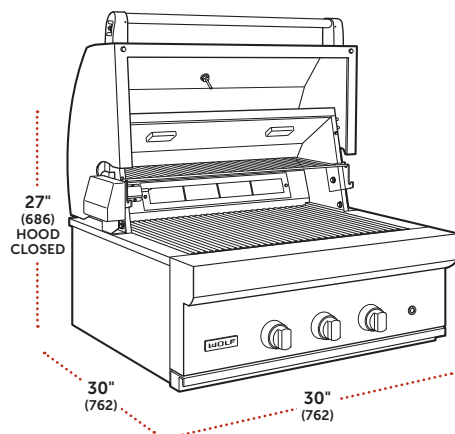


PW483318O



PW603318O

Outdoor Gas Grills



30" Outdoor Gas Grill

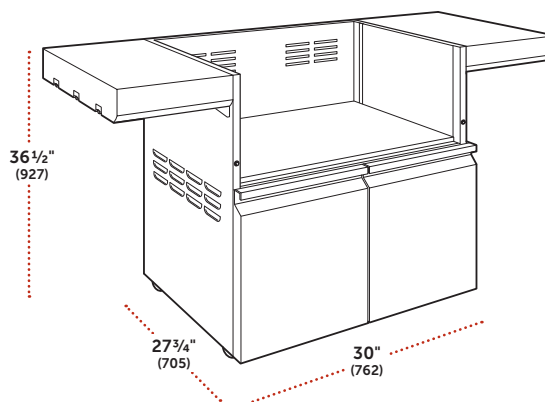
MODEL	MSRP
OG30	\$5,275
OG30-LP	\$5,275

SPECIFICATIONS

Overall Dimensions	30"W (762) x 27"H (686) x 30"D (762)
Grill Burners	(2) 25,000 Btu (7.3 kW)
Rotisserie Burner	14,000 Btu (4.1 kW)
Shipping Weight	216 lbs (98 kg)

FEATURES

- Weather-resistant stainless steel
- Built-in or portable (with CART30)
- Individually-contained grill burners
- Infrared rotisserie
- Hot-surface ignition system



30" Grill Cart

MODEL	MSRP
CART30	\$1,230

SPECIFICATIONS

Overall Dimensions	30"W (762) x 36 1/2"H (927) x 27 3/4"D (705)
Configuration	2 Doors
Shipping Weight	160 lbs (73 kg)

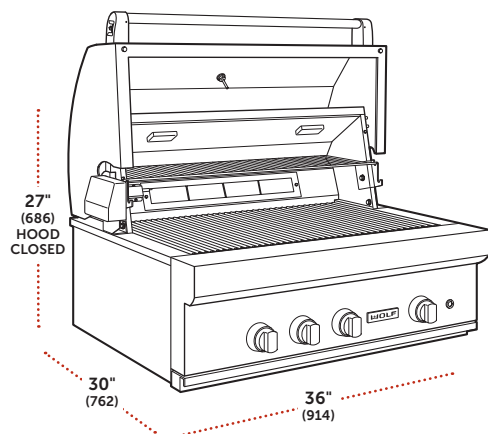
FEATURES

- Weather-resistant stainless steel
- Portable with outdoor grill OG30
- Fold-down side shelves
- Interior pull-out tray
- Side burner for cart available

Accessories

DESCRIPTION	NUMBER	MSRP
Canvas Cover		
Built-In Application	814730	\$175
Cart Application	814731	\$340
Built-In Liner	814105	\$1,210
Black Knobs	825146	\$90
Griddle Plate	825199	\$565
Conversion Kit RH Rotisserie	819434	\$60

Outdoor Gas Grills



36" Outdoor Gas Grill

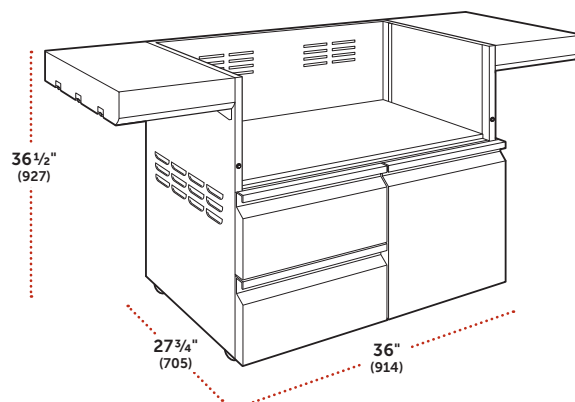
MODEL	MSRP
OG36	\$6,660
OG36-LP	\$6,660

SPECIFICATIONS

Overall Dimensions	36"W (914) x 27"H (686) x 30"D (762)
Grill Burners	(2) 25,000 Btu (7.3 kW)
Sear Zone	25,000 Btu (7.3 kW)
Rotisserie Burner	14,000 Btu (4.1 kW)
Shipping Weight	247 lbs (112 kg)

FEATURES

- Weather-resistant stainless steel
- Built-in or portable (with CART36)
- Individually-contained grill burners with infrared sear zone
- Infrared rotisserie
- Hot-surface ignition system



36" Grill Cart

MODEL	MSRP
CART36	\$1,645

SPECIFICATIONS

Overall Dimensions	36"W (914) x 36 1/2"H (927) x 27 3/4"D (705)
Configuration	Door and 2 Drawers
Shipping Weight	185 lbs (84 kg)

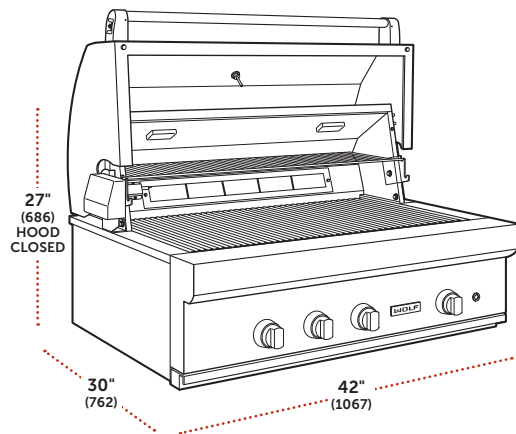
FEATURES

- Weather-resistant stainless steel
- Portable with outdoor grill OG36
- Fold-down side shelves
- Interior pull-out tray
- Side burner for cart available

Accessories

DESCRIPTION	NUMBER	MSRP
Canvas Cover		
Built-In Application	814732	\$175
Cart Application	814733	\$340
Built-In Liner	814106	\$1,245
Black Knobs	825147	\$100
Griddle Plate	825199	\$565
Conversion Kit RH Rotisserie	819434	\$60

Outdoor Gas Grills



42" Outdoor Gas Grill

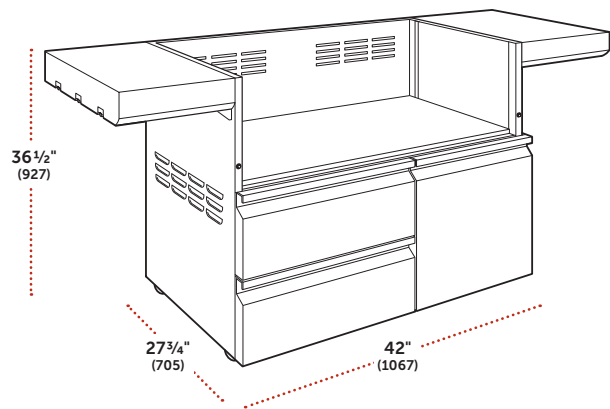
MODEL	MSRP
OG42	\$7,220
OG42-LP	\$7,220

SPECIFICATIONS

Overall Dimensions	42"W (1067) x 27"H (686) x 30"D (762)
Grill Burners	(2) 25,000 Btu (7.3 kW)
Sear Zone	25,000 Btu (7.3 kW)
Rotisserie Burner	16,000 Btu (4.7 kW)
Shipping Weight	270 lbs (122 kg)

FEATURES

- Weather-resistant stainless steel
- Built-in or portable (with CART42)
- Individually-contained grill burners with infrared sear zone
- Infrared rotisserie
- Hot-surface ignition system



42" Grill Cart

MODEL	MSRP
CART42	\$1,855

SPECIFICATIONS

Overall Dimensions	42"W (1067) x 36 1/2"H (927) x 27 3/4"D (705)
Configuration	Door and 2 Drawers
Shipping Weight	195 lbs (88 kg)

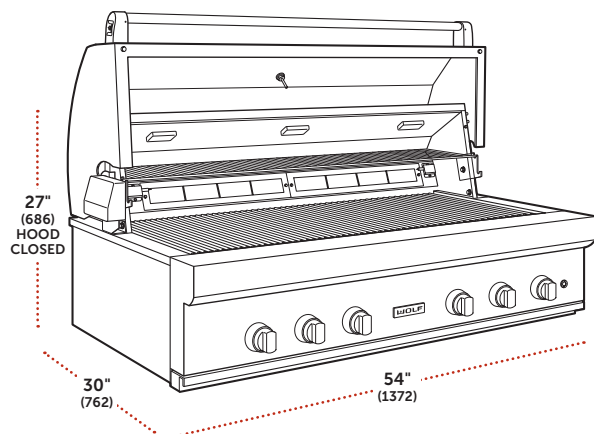
FEATURES

- Weather-resistant stainless steel
- Portable with outdoor grill OG42
- Fold-down side shelves
- Interior pull-out tray
- Side burner for cart available

Accessories

DESCRIPTION	NUMBER	MSRP
Canvas Cover		
Built-In Application	814734	\$175
Cart Application	814735	\$340
Built-In Liner	814107	\$1,335
Black Knobs	825147	\$100
Griddle Plate	825199	\$565
Conversion Kit RH Rotisserie	819434	\$60

Outdoor Gas Grills



54" Outdoor Gas Grill

MODEL	MSRP
OG54	\$9,535
OG54-LP	\$9,535

SPECIFICATIONS

Overall Dimensions	54"W (1372) x 27"H (686) x 30"D (762)
Grill Burners	(2) 25,500 Btu (7.5 kW)
Sear Zone	25,500 Btu (7.5 kW)
Rotisserie Burner	(2) 14,000 Btu (4.1 kW)
Shipping Weight	350 lbs (159 kg)

FEATURES

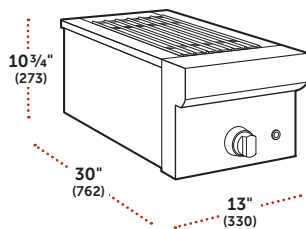
- Weather-resistant stainless steel
- Built-in application
- Individually-contained grill burners with infrared sear zone
- Infrared rotisserie
- Hot-surface ignition system

Accessories

DESCRIPTION	NUMBER	MSRP
Canvas Cover	818844	\$255
Built-In Liner	817048	\$1,760
Black Knobs*	825146	\$90
Griddle Plate	825199	\$565
Conversion Kit RH Rotisserie	819434	\$60

*Must order quantity two.

Outdoor Modules



Burner Module

MODEL	MSRP
BM13	\$1,795
BM13-LP	\$1,795

SPECIFICATIONS

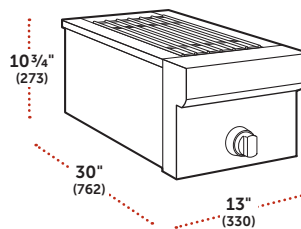
Overall Dimensions	13"W (330) x 10 ³ / ₄ "H (273) x 30"D (762)
Gas Burner (natural)	24,000 Btu (7.0 kW)
Gas Burner (LP)	25,000 Btu (7.3 kW)
Shipping Weight	50 lbs (23 kg)

FEATURES

- Weather-resistant stainless steel
- Built-in application
- Stainless steel cover included

Accessories

DESCRIPTION	NUMBER	MSRP
Black Knob	825148	\$60



Side Burner for Cart

MODEL	MSRP
SB13	\$1,850
SB13-LP	\$1,850

SPECIFICATIONS

Overall Dimensions	13"W (330) x 10 ³ / ₄ "H (273) x 30"D (762)
Gas Burner (natural)	24,000 Btu (7.0 kW)
Gas Burner (LP)	25,000 Btu (7.3 kW)
Shipping Weight	50 lbs (23 kg)

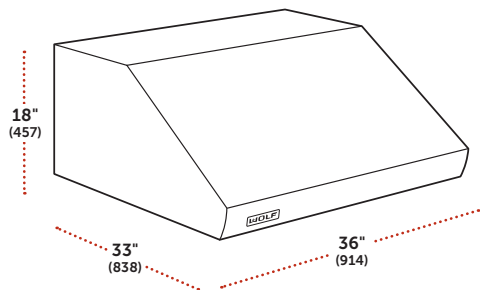
FEATURES

- Weather-resistant stainless steel
- Portable application on grill cart
- Stainless steel cover included

Accessories

DESCRIPTION	NUMBER	MSRP
Black Knob	825148	\$60

Outdoor Ventilation



36" Outdoor Pro Wall Hood

MODEL	MSRP
PW363318O*	\$2,820

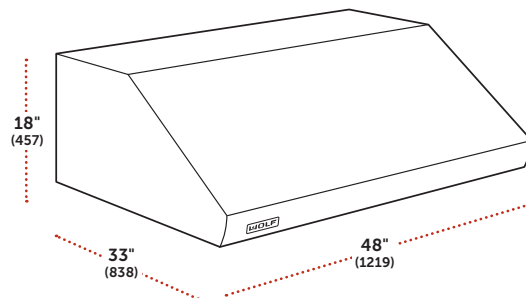
*Blower required.

SPECIFICATIONS

Overall Dimensions	36"W (914) x 18"H (457) x 33"D (838)
Discharge	Transition to 10" (254) round included
Shipping Weight	121 lbs (55 kg)

FEATURES

- Heavy-duty stainless steel
- Vertical discharge
- Internal, in-line and remote blower options
- Bright halogen lighting



48" Outdoor Pro Wall Hood

MODEL	MSRP
PW483318O*	\$3,120

*Blower required.

SPECIFICATIONS

Overall Dimensions	48"W (1219) x 18"H (457) x 33"D (838)
Discharge	Transition to 10" (254) round included
Shipping Weight	156 lbs (71 kg)

FEATURES

- Heavy-duty stainless steel
- Vertical discharge
- Internal, in-line and remote blower options
- Bright halogen lighting

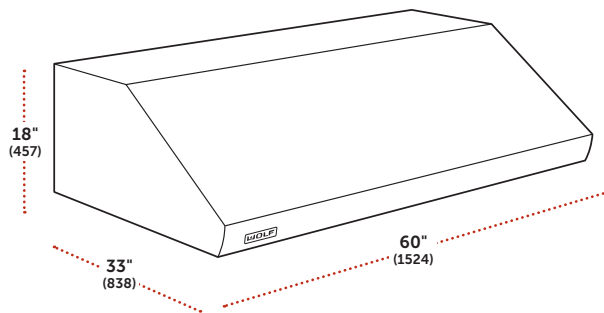
Accessories

DESCRIPTION	NUMBER	MSRP
Internal Blower		
1200 CFM	814423	\$960
In-line Blower		
1100 CFM	808332	\$850
Remote Blower		
1200 CFM	801642	\$1,020
1500 CFM	804701	\$1,190
Duct Cover		
6" (152) Duct Cover	828444	\$545
18" (457) Duct Cover	828447	\$665
30" (762) Duct Cover	828450	\$825

Accessories

DESCRIPTION	NUMBER	MSRP
Internal Blower		
1200 CFM	814423	\$960
In-line Blower		
1100 CFM	808332	\$850
Remote Blower		
1200 CFM	801642	\$1,020
1500 CFM	804701	\$1,190
Duct Cover		
6" (152) Duct Cover	828445	\$585
18" (457) Duct Cover	828448	\$715
30" (762) Duct Cover	828451	\$860

Outdoor Ventilation



60" Outdoor Pro Wall Hood

MODEL	MSRP
PW603318O*	\$3,420

*Blower required.

SPECIFICATIONS

Overall Dimensions	60"W (1524) x 18"H (457) x 33"D (838)
Discharge	Transition to 10" (254) round included
Shipping Weight	180 lbs (82 kg)

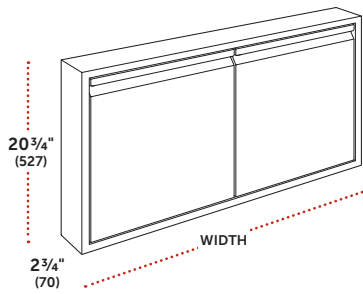
FEATURES

- Heavy-duty stainless steel
- Vertical discharge
- Internal, in-line and remote blower options
- Bright halogen lighting

Accessories

DESCRIPTION	NUMBER	MSRP
Internal Blower		
1200 CFM	814423	\$960
In-line Blower		
1100 CFM	808332	\$850
Remote Blower		
1200 CFM	801642	\$1,020
1500 CFM	804701	\$1,190
Duct Cover		
6" (152) Duct Cover	828446	\$650
18" (457) Duct Cover	828449	\$775
30" (762) Duct Cover	828452	\$930

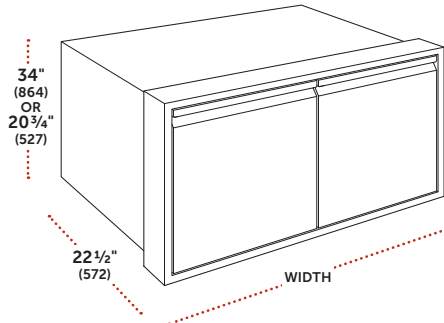
Outdoor Accessories



Accessory Doors

Stainless Steel Doors – Built-In Application

DESCRIPTION	NUMBER	MSRP
Single Door		
18" (457) Door LH	827598	\$510
18" (457) Door RH	827599	\$510
Double Doors		
30" (762) Doors	827600	\$790
36" (914) Doors	827601	\$855
42" (1067) Doors	827602	\$950
54" (1372) Doors	827603	\$1,145

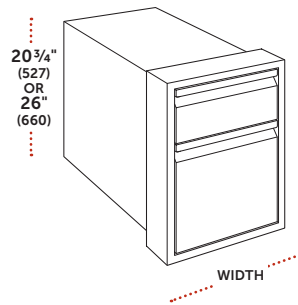


Accessory Cabinets

Stainless Steel Cabinets – Built-In Application

DESCRIPTION	NUMBER	MSRP
Dry Storage Cabinets		
24" (610) Dry Storage LH	827372	\$2,005
24" (610) Dry Storage RH	828414	\$2,005
36" (914) Dry Storage	827371	\$2,055

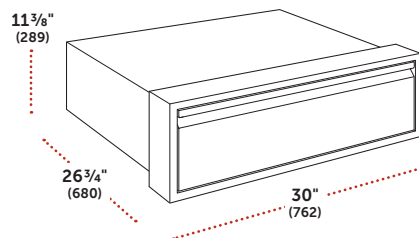
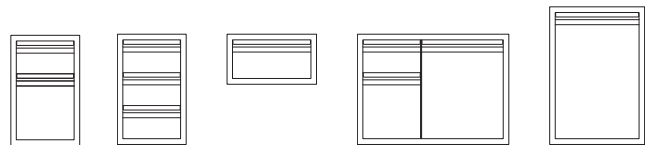
Note: Illustration above shown in 36" width.



Accessory Drawers

Stainless Steel Drawer Units – Built-In Application

DESCRIPTION	NUMBER	MSRP
Drawer Units		
13" (330) 2-Drawer	827605	\$1,085
13" (330) 3-Drawer	827606	\$1,320
18" (457) Paper Towel Drawer	827368	\$705
30" (762) Door and 2-Drawer	827607	\$1,525
Trash/Recycling Drawers		
18" (457) Single Drawer	827369	\$805
18" (457) Double Drawers	827370	\$865



Stainless Steel Drawer – Built-In Application

DESCRIPTION	NUMBER	MSRP
Single Drawer		
30" (762) Drawer	827604	\$1,085

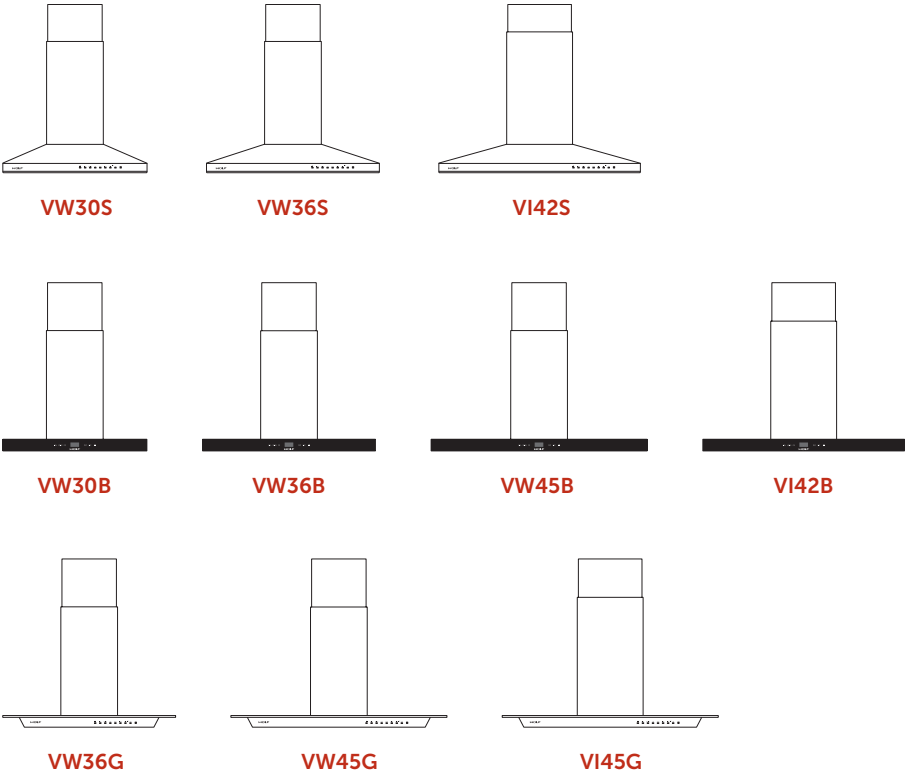
Ventilation

Choose the professional style as an iconic finishing touch, or one of the contemporary options that tuck out of sight or install as a complement to any modern kitchen design. Powerful blower controls and halogen lighting keep your cooking area bright, fresh, and clean; and filters are dishwasher safe for easy cleaning.

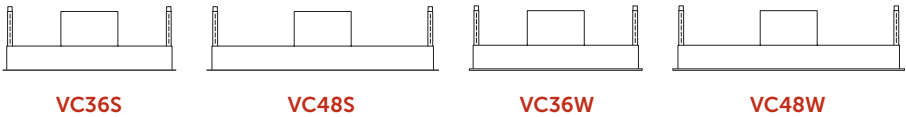
MODEL NUMBER KEY

Wall Hood	VW
Island Hood	VI
Ceiling-Mounted Hood	VC
Under-Cabinet Hood	VU
Downdraft System	DD
Pro Wall Hood	PW
Pro Wall Chimney Hood	PWC
Pro Island Hood	PI
Pro Hood Liner	PL
Stainless Steel	S
Black	B
Glass	G
White Glass	W

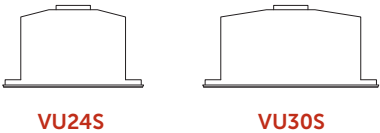
Cooktop Wall and Island Hoods



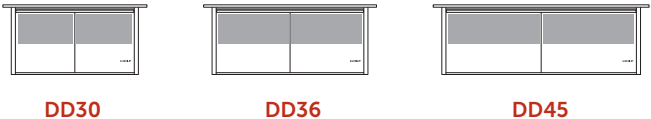
Cooktop Ceiling-Mounted Hoods



Cooktop Under-Cabinet Hood Inserts



Cooktop Downdraft Systems



Pro Low-Profile Wall Hoods



Pro Wall Hoods



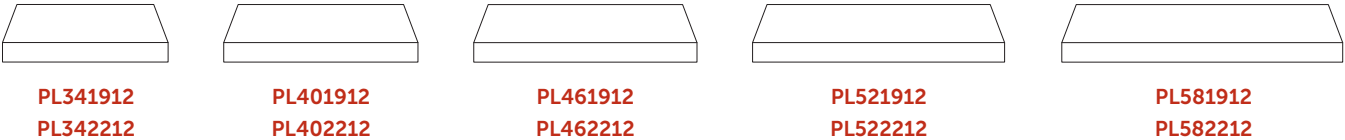
Pro Wall Chimney Hoods



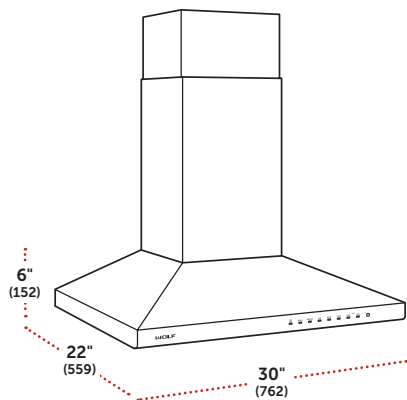
Pro Island Hoods



Pro Hood Liners



Cooktop Ventilation



30" Cooktop Wall Hood / Stainless

MODEL	MSRP
VW30S*	\$1,805

*Blower required.

SPECIFICATIONS

Overall Dimensions	30"W (762) x 6"H (152) x 22"D (559)
Telescoping Height	35 1/8" (892) to 45 1/4" (1149)
With Flue Extension	49 1/8" (1248) to 59 1/4" (1505)
Discharge	Transition to 6" (152) round included
Shipping Weight	85 lbs (39 kg)

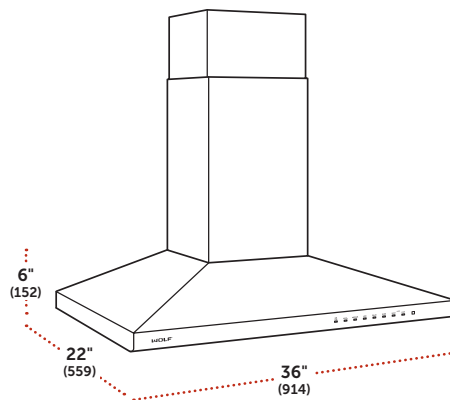
FEATURES

- Stainless steel
- Telescopic flue
- Internal, in-line and remote blower options

Accessories

DESCRIPTION	NUMBER	MSRP
Internal Blower		
300 CFM**	822726	\$455
600 CFM	822727	\$625
In-line Blower		
600 CFM	808331	\$565
Remote Blower		
600 CFM	801640	\$675
1200 CFM	801642	\$1,020
Accessories		
Recirculating Kit	823532	\$255
Recirculating Filter	823533	\$120
Flue Extension	823530	\$460
30" x 30" Wall Shield	801633	\$135
Make-Up Air Damper	820071	\$375
Remote Control	823534	\$80

**For make-up air restricted applications, capture and performance may be reduced.



36" Cooktop Wall Hood / Stainless

MODEL	MSRP
VW36S*	\$1,865

*Blower required.

SPECIFICATIONS

Overall Dimensions	36"W (914) x 6"H (152) x 22"D (559)
Telescoping Height	35 1/8" (892) to 45 1/4" (1149)
With Flue Extension	49 1/8" (1248) to 59 1/4" (1505)
Discharge	Transition to 6" (152) round included
Shipping Weight	100 lbs (45 kg)

FEATURES

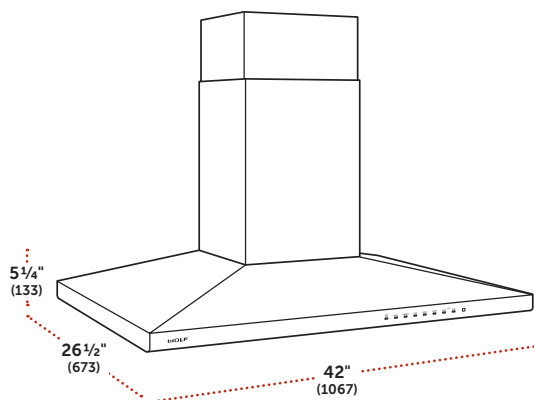
- Stainless steel
- Telescopic flue
- Internal, in-line and remote blower options

Accessories

DESCRIPTION	NUMBER	MSRP
Internal Blower		
300 CFM**	822726	\$455
600 CFM	822727	\$625
In-line Blower		
600 CFM	808331	\$565
Remote Blower		
600 CFM	801640	\$675
1200 CFM	801642	\$1,020
Accessories		
Recirculating Kit	823532	\$255
Recirculating Filter	823533	\$120
Flue Extension	823530	\$460
36" x 30" Wall Shield	801634	\$175
Make-Up Air Damper	820071	\$375
Remote Control	823534	\$80

**For make-up air restricted applications, capture and performance may be reduced.

Cooktop Ventilation



42" Cooktop Island Hood / Stainless

MODEL	MSRP
VI42S*	\$3,070

*Blower required.

SPECIFICATIONS

Overall Dimensions	42"W (1067) x 5 1/4"H (133) x 26 1/2"D (673)
Telescoping Height	28 1/2" (724) to 37 1/4" (946)
With Flue Extension	46 1/4" (1175) to 55" (1397)
Discharge	Transition to 6" (152) round included
Shipping Weight	110 lbs (50 kg)

FEATURES

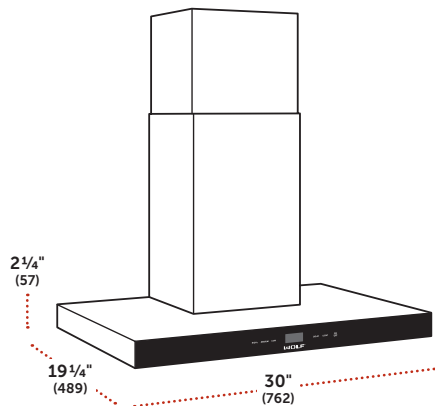
- Stainless steel
- Telescopic flue
- Internal, in-line and remote blower options

Accessories

DESCRIPTION	NUMBER	MSRP
Internal Blower		
300 CFM**	822726	\$455
600 CFM	822727	\$625
In-line Blower		
600 CFM	808331	\$565
Remote Blower		
600 CFM	801640	\$675
1200 CFM	801642	\$1,020
Accessories		
Recirculating Kit	823540	\$410
Recirculating Filter	823533	\$120
Flue Extension	823531	\$1,055
Make-Up Air Damper	820071	\$375
Remote Control	823534	\$80

**For make-up air restricted applications, capture and performance may be reduced.

Cooktop Ventilation



30" Cooktop Wall Hood / Black

MODEL	MSRP
VW30B*	\$1,865

*Blower required.

SPECIFICATIONS

Overall Dimensions	30"W (762) x 2 1/4"H (57) x 19 1/4"D (489)
Telescoping Height	31 3/8" (797) to 41 1/2" (1054)
With Flue Extension	49 1/8" (1248) to 59 1/4" (1505)
Discharge	Transition to 6" (152) round included
Weight (with blower)	53 lbs (24 kg)

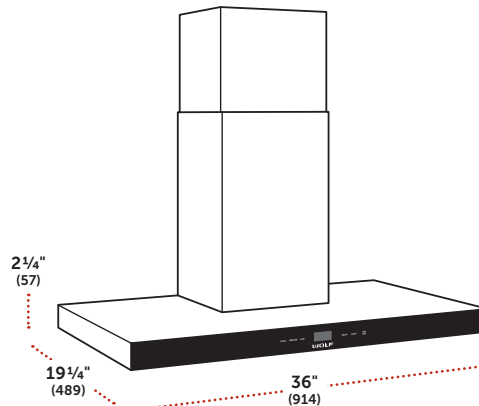
FEATURES

- Stainless steel
- Telescopic flue
- Internal, in-line and remote blower options

Accessories

DESCRIPTION	NUMBER	MSRP
Internal Blower		
300 CFM**	822726	\$455
600 CFM	822727	\$625
In-line Blower		
600 CFM	808331	\$565
Remote Blower		
600 CFM	801640	\$675
Accessories		
Recirculating Kit	823532	\$255
Recirculating Filter	823533	\$120
Flue Extension	823530	\$460
30" x 30" Wall Shield	801633	\$135
Make-Up Air Damper	820071	\$375
Remote Control	823534	\$80

**For make-up air restricted applications, capture and performance may be reduced.



36" Cooktop Wall Hood / Black

MODEL	MSRP
VW36B*	\$1,925

*Blower required.

SPECIFICATIONS

Overall Dimensions	36"W (914) x 2 1/4"H (57) x 19 1/4"D (489)
Telescoping Height	31 3/8" (797) to 41 1/2" (1054)
With Flue Extension	49 1/8" (1248) to 59 1/4" (1505)
Discharge	Transition to 6" (152) round included
Weight (with blower)	57 lbs (26 kg)

FEATURES

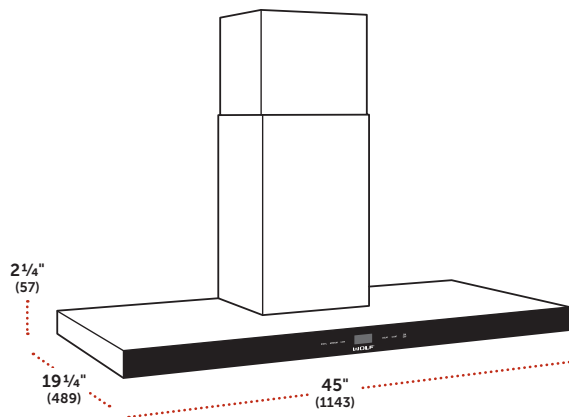
- Stainless steel
- Telescopic flue
- Internal, in-line and remote blower options

Accessories

DESCRIPTION	NUMBER	MSRP
Internal Blower		
300 CFM**	822726	\$455
600 CFM	822727	\$625
In-line Blower		
600 CFM	808331	\$565
Remote Blower		
600 CFM	801640	\$675
Accessories		
Recirculating Kit	823532	\$255
Recirculating Filter	823533	\$120
Flue Extension	823530	\$460
36" x 30" Wall Shield	801634	\$175
Make-Up Air Damper	820071	\$375
Remote Control	823534	\$80

**For make-up air restricted applications, capture and performance may be reduced.

Cooktop Ventilation



45" Cooktop Wall Hood / Black

MODEL	MSRP
VW45B*	\$2,135

*Blower required.

SPECIFICATIONS

Overall Dimensions	45"W (1143) x 2 1/4"H (57) x 19 1/4"D (489)
Telescoping Height	31 3/8" (797) to 41 1/2" (1054)
With Flue Extension	49 1/8" (1248) to 59 1/4" (1505)
Discharge	Transition to 6" (152) round included
Weight (with blower)	62 lbs (28 kg)

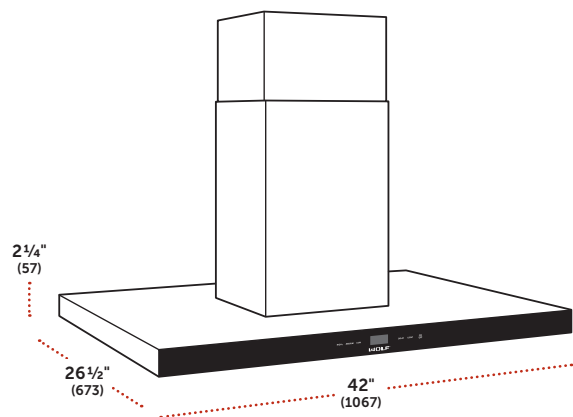
FEATURES

- Stainless steel
- Telescopic flue
- Internal, in-line and remote blower options

Accessories

DESCRIPTION	NUMBER	MSRP
Internal Blower		
300 CFM**	822726	\$455
600 CFM	822727	\$625
In-line Blower		
600 CFM	808331	\$565
Remote Blower		
600 CFM	801640	\$675
Accessories		
Recirculating Kit	823532	\$255
Recirculating Filter	823533	\$120
Flue Extension	823530	\$460
Make-Up Air Damper	820071	\$375
Remote Control	823534	\$80

**For make-up air restricted applications, capture and performance may be reduced.



42" Cooktop Island Hood / Black

MODEL	MSRP
VI42B*	\$3,130

*Blower required.

SPECIFICATIONS

Overall Dimensions	42"W (1067) x 2 1/4"H (57) x 26 1/2"D (673)
Telescoping Height	25 1/2" (648) to 34 1/4" (870)
With Flue Extension	46 1/4" (1175) to 55" (1397)
Discharge	Transition to 6" (152) round included
Weight (with blower)	92 lbs (42 kg)

FEATURES

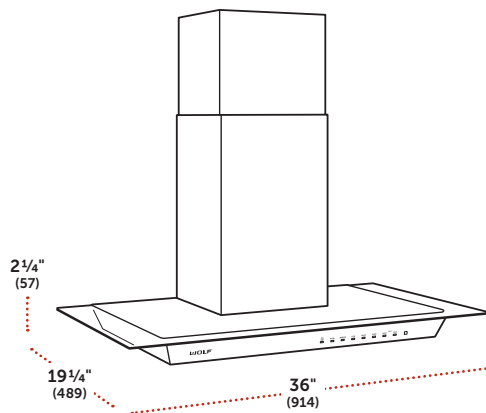
- Stainless steel
- Telescopic flue
- Internal, in-line and remote blower options

Accessories

DESCRIPTION	NUMBER	MSRP
Internal Blower		
300 CFM**	822726	\$455
600 CFM	822727	\$625
In-line Blower		
600 CFM	808331	\$565
Remote Blower		
600 CFM	801640	\$675
Accessories		
Recirculating Kit	823540	\$410
Recirculating Filter	823533	\$120
Flue Extension	823531	\$1,055
Make-Up Air Damper	820071	\$375
Remote Control	823534	\$80

**For make-up air restricted applications, capture and performance may be reduced.

Cooktop Ventilation



36" Cooktop Wall Hood / Glass

MODEL	MSRP
VW36G*	\$1,925

*Blower required.

SPECIFICATIONS

Overall Dimensions	36"W (914) x 2 1/4"H (57) x 19 1/4"D (489)
Telescoping Height	31 3/8" (797) to 41 1/2" (1054)
With Flue Extension	49 1/8" (1248) to 59 1/4" (1505)
Discharge	Transition to 6" (152) round included
Weight (with blower)	57 lbs (26 kg)

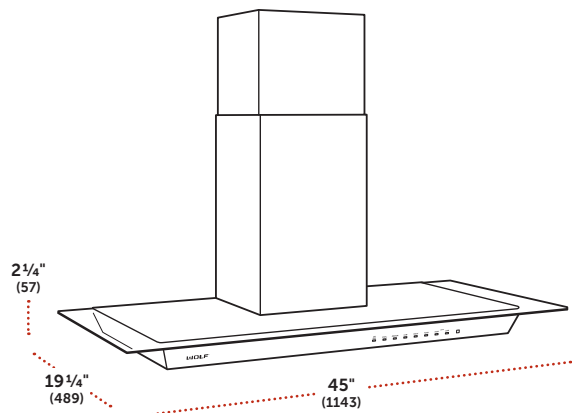
FEATURES

- Stainless steel
- Telescopic flue
- Internal, in-line and remote blower options

Accessories

DESCRIPTION	NUMBER	MSRP
Internal Blower		
300 CFM**	822726	\$455
600 CFM	822727	\$625
In-line Blower		
600 CFM	808331	\$565
Remote Blower		
600 CFM	801640	\$675
Accessories		
Recirculating Kit	823532	\$255
Recirculating Filter	823533	\$120
Flue Extension	823530	\$460
36" x 30" Wall Shield	801634	\$175
Make-Up Air Damper	820071	\$375
Remote Control	823534	\$80

**For make-up air restricted applications, capture and performance may be reduced.



45" Cooktop Wall Hood / Glass

MODEL	MSRP
VW45G*	\$2,135

*Blower required.

SPECIFICATIONS

Overall Dimensions	45"W (1143) x 2 1/4"H (57) x 19 1/4"D (489)
Telescoping Height	31 3/8" (797) to 41 1/2" (1054)
With Flue Extension	49 1/8" (1248) to 59 1/4" (1505)
Discharge	Transition to 6" (152) round included
Weight (with blower)	62 lbs (28 kg)

FEATURES

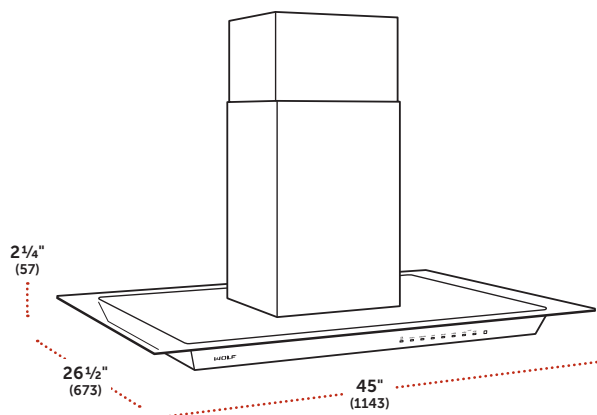
- Stainless steel
- Telescopic flue
- Internal, in-line and remote blower options

Accessories

DESCRIPTION	NUMBER	MSRP
Internal Blower		
300 CFM**	822726	\$455
600 CFM	822727	\$625
In-line Blower		
600 CFM	808331	\$565
Remote Blower		
600 CFM	801640	\$675
Accessories		
Recirculating Kit	823532	\$255
Recirculating Filter	823533	\$120
Flue Extension	823530	\$460
Make-Up Air Damper	820071	\$375
Remote Control	823534	\$80

**For make-up air restricted applications, capture and performance may be reduced.

Cooktop Ventilation



45" Cooktop Island Hood / Glass

MODEL	MSRP
VI45G*	\$3,220

*Blower required.

SPECIFICATIONS

Overall Dimensions	45"W (1143) x 2 1/4"H (57) x 26 1/2"D (673)
Telescoping Height	25 1/2" (648) to 34 1/4" (870)
With Flue Extension	46 1/4" (1175) to 55" (1397)
Discharge	Transition to 6" (152) round included
Weight (with blower)	92 lbs (42 kg)

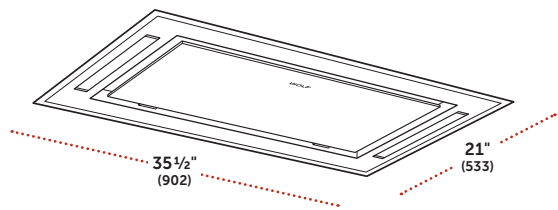
FEATURES

- Stainless steel
- Telescopic flue
- Internal, in-line and remote blower options

Accessories

DESCRIPTION	NUMBER	MSRP
Internal Blower		
300 CFM**	822726	\$455
600 CFM	822727	\$625
In-line Blower		
600 CFM	808331	\$565
Remote Blower		
600 CFM	801640	\$675
Accessories		
Recirculating Kit	823540	\$410
Recirculating Filter	823533	\$120
Flue Extension	823531	\$1,055
Make-Up Air Damper	820071	\$375
Remote Control	823534	\$80

**For make-up air restricted applications, capture and performance may be reduced.



36" Ceiling-Mounted Hood / Stainless

MODEL	MSRP
VC36S*	\$2,250

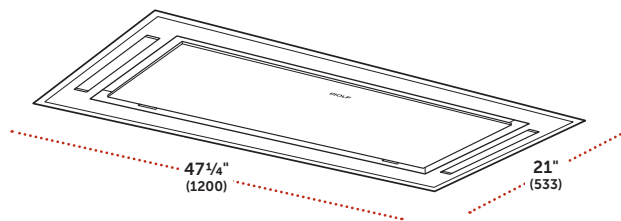
*Blower required.

SPECIFICATIONS

Overall Dimensions	35 1/2"W (902) x 12 1/4"H (311) x 21"D (533)
Discharge	Transition to 6" (152) round included
Weight (with blower)	61 lbs (28 kg)

FEATURES

- Stainless steel
- Internal, in-line and remote blower options
- Remote control included



48" Ceiling-Mounted Hood / Stainless

MODEL	MSRP
VC48S*	\$2,550

*Blower required.

SPECIFICATIONS

Overall Dimensions	47 1/4"W (1200) x 12 1/4"H (311) x 21"D (533)
Discharge	Transition to 6" (152) round included
Weight (with blower)	65 lbs (29 kg)

FEATURES

- Stainless steel
- Internal, in-line and remote blower options
- Remote control included

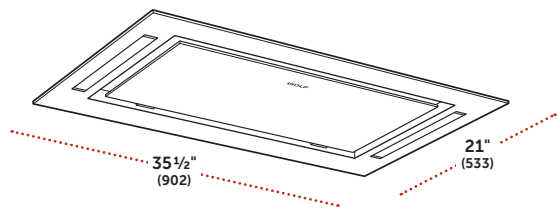
Accessories

DESCRIPTION	NUMBER	MSRP
Internal Blower		
600 CFM	822727	\$625
In-line Blower		
600 CFM	808331	\$565
Remote Blower		
600 CFM	801640	\$675
1200 CFM	801642	\$1,020
Accessories		
Recirculating Filters	828075	\$120
Make-Up Air Damper	820071	\$375
Remote Control	823534	\$80

Accessories

DESCRIPTION	NUMBER	MSRP
Internal Blower		
600 CFM	822727	\$625
In-line Blower		
600 CFM	808331	\$565
Remote Blower		
600 CFM	801640	\$675
1200 CFM	801642	\$1,020
Accessories		
Recirculating Filters	828075	\$120
Make-Up Air Damper	820071	\$375
Remote Control	823534	\$80

Cooktop Ventilation



36" Ceiling-Mounted Hood / White Glass

MODEL	MSRP
VC36W*	\$2,310

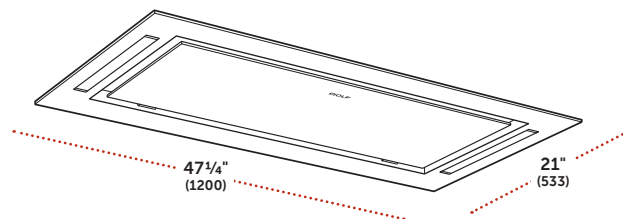
*Blower required.

SPECIFICATIONS

Overall Dimensions	35 1/2"W (902) x 12 1/4"H (311) x 21"D (533)
Discharge	Transition to 6" (152) round included
Weight (with blower)	61 lbs (28 kg)

FEATURES

- White glass
- Internal, in-line and remote blower options
- Remote control included



48" Ceiling-Mounted Hood / White Glass

MODEL	MSRP
VC48W*	\$2,610

*Blower required.

SPECIFICATIONS

Overall Dimensions	47 1/4"W (1200) x 12 1/4"H (311) x 21"D (533)
Discharge	Transition to 6" (152) round included
Weight (with blower)	65 lbs (29 kg)

FEATURES

- White glass
- Internal, in-line and remote blower options
- Remote control included

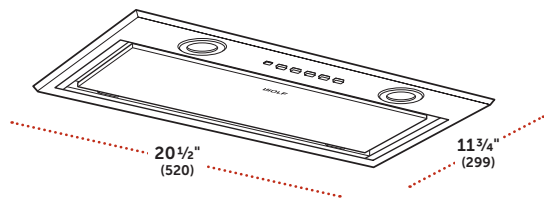
Accessories

DESCRIPTION	NUMBER	MSRP
Internal Blower		
600 CFM	822727	\$625
In-line Blower		
600 CFM	808331	\$565
Remote Blower		
600 CFM	801640	\$675
1200 CFM	801642	\$1,020
Accessories		
Recirculating Filters	828075	\$120
Make-Up Air Damper	820071	\$375
Remote Control	823534	\$80

Accessories

DESCRIPTION	NUMBER	MSRP
Internal Blower		
600 CFM	822727	\$625
In-line Blower		
600 CFM	808331	\$565
Remote Blower		
600 CFM	801640	\$675
1200 CFM	801642	\$1,020
Accessories		
Recirculating Filters	828075	\$120
Make-Up Air Damper	820071	\$375
Remote Control	823534	\$80

Cooktop Ventilation



24" Under-Cabinet Hood Insert

MODEL	MSRP
VU24S*	\$845

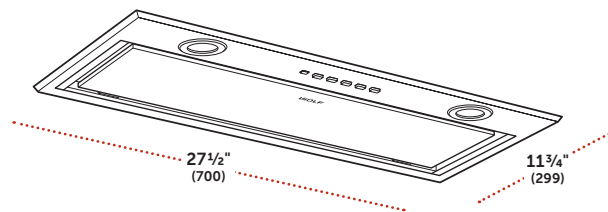
*Blower required.

SPECIFICATIONS

Overall Dimensions	20 1/2"W (520) x 14 1/4"H (362) x 11 3/4"D (299)
Discharge	Transition to 6" (152) round included
Shipping Weight	20 lbs (9 kg)

FEATURES

- Stainless steel
- Vertical discharge
- Internal blower options
- Remote control included



30" Under-Cabinet Hood Insert

MODEL	MSRP
VU30S*	\$875

*Blower required.

SPECIFICATIONS

Overall Dimensions	27 1/2"W (700) x 14 1/4"H (362) x 11 3/4"D (299)
Discharge	Transition to 6" (152) round included
Shipping Weight	25 lbs (11 kg)

FEATURES

- Stainless steel
- Vertical discharge
- Internal blower options
- Remote control included

Accessories

DESCRIPTION	NUMBER	MSRP
Internal Blower		
300 CFM**	822726	\$455
600 CFM	822727	\$625
Accessories		
Recirculating Filters	828075	\$120
Make-Up Air Damper	820071	\$375
Remote Control	823534	\$80

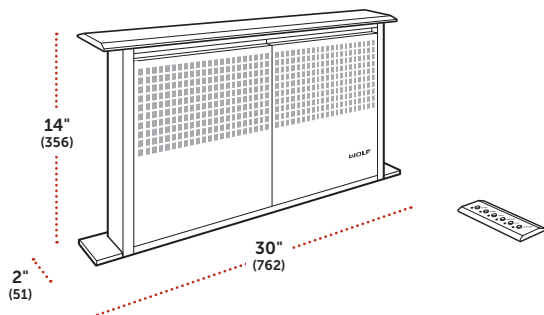
**For make-up air restricted applications, capture and performance may be reduced.

Accessories

DESCRIPTION	NUMBER	MSRP
Internal Blower		
300 CFM**	822726	\$455
600 CFM	822727	\$625
Accessories		
Recirculating Filters	828075	\$120
Make-Up Air Damper	820071	\$375
Remote Control	823534	\$80

**For make-up air restricted applications, capture and performance may be reduced.

Cooktop Ventilation



30" Downdraft System

MODEL	MSRP
DD30*	\$1,740

*Blower required.

SPECIFICATIONS

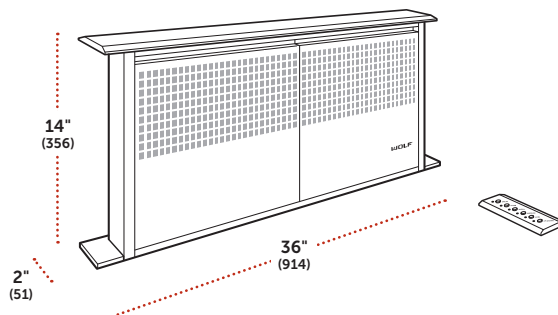
Overall Dimensions	30"W (762) x 14"H (356) x 2"D (51)
Discharge (Internal)	6" (152) Round
Discharge (In-line or Remote)	10" (254) Round
Shipping Weight	75 lbs (34 kg)

FEATURES

- Stainless steel
- Internal, in-line or remote blower options
- Wired, remote control module

Accessories

DESCRIPTION	NUMBER	MSRP
Internal Blower		
600 CFM	822725	\$625
In-line Blower		
600 CFM	808331	\$565
Remote Blower		
600 CFM	801640	\$675
1200 CFM	801642	\$1,020
Combination Installation		
Contemporary Cooktop Trim	828291	\$230
Trim Kit for SRT304	810215	\$60
Downdraft System		
Recirculating Kit	826101	\$850
Recirculating Filter	826102	\$310
Make-Up Air Damper	820071	\$375
8" Inline Damper	821147	\$100
10" Inline Damper	821148	\$110



36" Downdraft System

MODEL	MSRP
DD36*	\$1,830

*Blower required.

SPECIFICATIONS

Overall Dimensions	36"W (914) x 14"H (356) x 2"D (51)
Discharge (Internal)	6" (152) Round
Discharge (In-line or Remote)	10" (254) Round
Shipping Weight	80 lbs (36 kg)

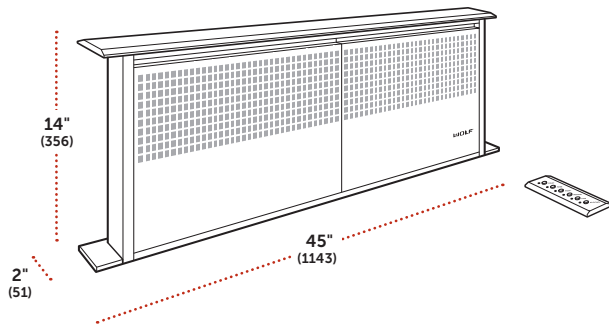
FEATURES

- Stainless steel
- Internal, in-line or remote blower options
- Wired, remote control module

Accessories

DESCRIPTION	NUMBER	MSRP
Internal Blower		
600 CFM	822725	\$625
In-line Blower		
600 CFM	808331	\$565
Remote Blower		
600 CFM	801640	\$675
1200 CFM	801642	\$1,020
Combination Installation		
Contemporary Cooktop Trim	828290	\$245
Trim Kit for SRT366	810215	\$60
Downdraft System		
Recirculating Kit	826101	\$850
Recirculating Filter	826102	\$310
Make-Up Air Damper	820071	\$375
8" Inline Damper	821147	\$100
10" Inline Damper	821148	\$110

Cooktop Ventilation



45" Downdraft System

MODEL	MSRP
DD45*	\$1,965

*Blower required.

SPECIFICATIONS

Overall Dimensions	45"W (1143) x 14"H (356) x 2"D (51)
Discharge (Internal)	6" (152) Round
Discharge (In-line or Remote)	10" (254) Round
Shipping Weight	85 lbs (39 kg)

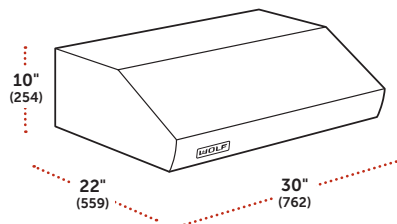
FEATURES

- Stainless steel
- Internal, in-line or remote blower options
- Wired, remote control module

Accessories

DESCRIPTION	NUMBER	MSRP
Internal Blower		
600 CFM	822725	\$625
In-line Blower		
600 CFM	808331	\$565
Remote Blower		
600 CFM	801640	\$675
1200 CFM	801642	\$1,020
Downdraft System		
Recirculating Kit	826101	\$850
Recirculating Filter	826102	\$310
Make-Up Air Damper	820071	\$375
8" Inline Damper	821147	\$100
10" Inline Damper	821148	\$110

Pro Ventilation



30" Pro Low-Profile Wall Hood

MODEL	MSRP
PW302210*	\$1,890

*Blower required.

SPECIFICATIONS

Overall Dimensions	30"W (762) x 10"H (254) x 22"D (559)
Discharge**	3 1/4" (83) x 14" (356)
Shipping Weight	39 lbs (18 kg)

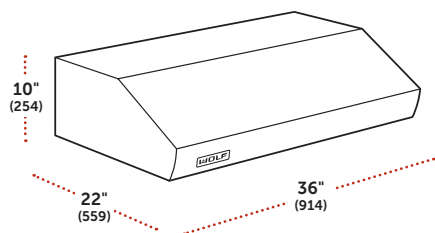
**Backdraft damper included with internal blower only.

FEATURES

- Heavy-duty stainless steel
- Adjustable discharge (transition sold separately)
- Internal, in-line and remote blower options

Accessories

DESCRIPTION	NUMBER	MSRP
Internal Blower		
500 CFM	810991	\$565
In-line Blower		
600 CFM	808331	\$565
1100 CFM	808332	\$850
Remote Blower		
600 CFM	801640	\$675
900 CFM	801641	\$850
1200 CFM	801642	\$1,020
1500 CFM	804701	\$1,190
Recirculation		
Recirculating Kit	811838	\$865
Recirculating Filter	812336	\$120
Transition		
3 1/4" x 14" to 10" Round	811194	\$110
Backsplash		
30" x 38" Backsplash	810425	\$385
Backsplash with Racks	810432	\$770
Duct Cover		
6" (152) Duct Cover	810710	\$525
12" (305) Duct Cover	810717	\$585
18" (457) Duct Cover	810724	\$650
24" (610) Duct Cover	810731	\$725
30" (762) Duct Cover	813969	\$800
36" (914) Duct Cover	827871	\$870
Make-Up Air Damper	820071	\$375



36" Pro Low-Profile Wall Hood

MODEL	MSRP
PW362210*	\$2,040

*Blower required.

SPECIFICATIONS

Overall Dimensions	36"W (914) x 10"H (254) x 22"D (559)
Discharge**	3 1/4" (83) x 14" (356)
Shipping Weight	44 lbs (20 kg)

**Backdraft damper included with internal blower only.

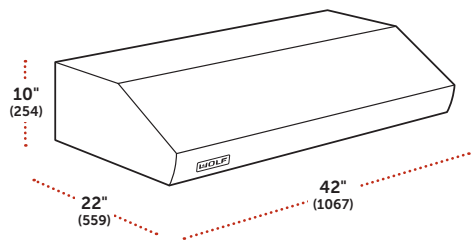
FEATURES

- Heavy-duty stainless steel
- Adjustable discharge (transition sold separately)
- Internal, in-line and remote blower options

Accessories

DESCRIPTION	NUMBER	MSRP
Internal Blower		
500 CFM	810991	\$565
In-line Blower		
600 CFM	808331	\$565
1100 CFM	808332	\$850
Remote Blower		
600 CFM	801640	\$675
900 CFM	801641	\$850
1200 CFM	801642	\$1,020
1500 CFM	804701	\$1,190
Recirculation		
Recirculating Kit	811839	\$865
Recirculating Filter	812337	\$120
Transition		
3 1/4" x 14" to 10" Round	811194	\$110
Backsplash		
36" x 38" Backsplash	810426	\$400
Backsplash with Racks	810433	\$835
Duct Cover		
6" (152) Duct Cover	810711	\$545
12" (305) Duct Cover	810718	\$605
18" (457) Duct Cover	810725	\$665
24" (610) Duct Cover	810732	\$745
30" (762) Duct Cover	813970	\$825
36" (914) Duct Cover	827872	\$895
Make-Up Air Damper	820071	\$375

Pro Ventilation



42" Pro Low-Profile Wall Hood

MODEL	MSRP
PW422210*	\$2,190

*Blower required.

SPECIFICATIONS

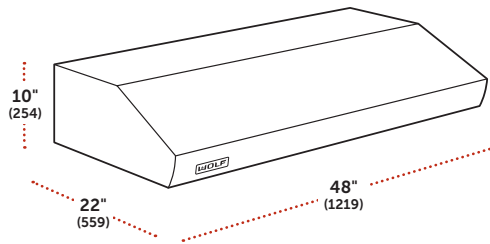
Overall Dimensions	42"W (1067) x 10"H (254) x 22"D (559)
Discharge	3 1/4" (83) x 14" (356)
Shipping Weight	50 lbs (23 kg)

FEATURES

- Heavy-duty stainless steel
- Adjustable discharge (transition sold separately)
- In-line and remote blower options

Accessories

DESCRIPTION	NUMBER	MSRP
Internal Blower		
500 CFM	810991	\$565
In-line Blower		
600 CFM	808331	\$565
1100 CFM	808332	\$850
Remote Blower		
600 CFM	801640	\$675
900 CFM	801641	\$850
1200 CFM	801642	\$1,020
1500 CFM	804701	\$1,190
Transition		
3 1/4" x 14" to 10" Round	811194	\$110
Backsplash		
42" x 38" Backsplash	810427	\$430
Backsplash with Racks	810434	\$950
Duct Cover		
6" (152) Duct Cover	810712	\$565
12" (305) Duct Cover	810719	\$630
18" (457) Duct Cover	810726	\$690
24" (610) Duct Cover	810733	\$765
30" (762) Duct Cover	813971	\$845
36" (914) Duct Cover	827873	\$920
Make-Up Air Damper	820071	\$375



48" Pro Low-Profile Wall Hood

MODEL	MSRP
PW482210*	\$2,340

*Blower required.

SPECIFICATIONS

Overall Dimensions	48"W (1219) x 10"H (254) x 22"D (559)
Discharge	3 1/4" (83) x 14" (356)
Shipping Weight	55 lbs (25 kg)

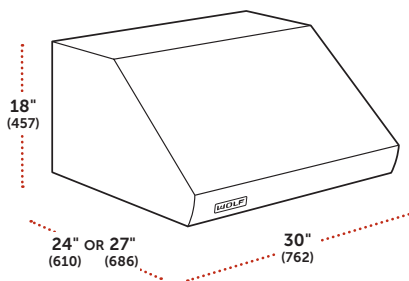
FEATURES

- Heavy-duty stainless steel
- Adjustable discharge (transition sold separately)
- In-line and remote blower options

Accessories

DESCRIPTION	NUMBER	MSRP
Internal Blower		
500 CFM	810991	\$565
In-line Blower		
600 CFM	808331	\$565
1100 CFM	808332	\$850
Remote Blower		
600 CFM	801640	\$675
900 CFM	801641	\$850
1200 CFM	801642	\$1,020
1500 CFM	804701	\$1,190
Transition		
3 1/4" x 14" to 10" Round	811194	\$110
Backsplash		
48" x 38" Backsplash	810428	\$505
Backsplash with Racks	810435	\$1,045
Duct Cover		
6" (152) Duct Cover	810713	\$585
12" (305) Duct Cover	810720	\$650
18" (457) Duct Cover	810727	\$715
24" (610) Duct Cover	810734	\$790
30" (762) Duct Cover	813972	\$860
36" (914) Duct Cover	827874	\$935
Make-Up Air Damper	820071	\$375

Pro Ventilation



30" Pro Wall Hood

24" Deep Hood

MODEL	MSRP
PW302418*	\$2,140

*Blower required.

SPECIFICATIONS

Overall Dimensions	30"W (762) x 18"H (457) x 24"D (610)
Discharge	Transition to 10" (254) round included
Shipping Weight	67 lbs (30 kg)

FEATURES

- Heavy-duty stainless steel
- Vertical discharge
- Horizontal discharge kit available
- Internal, in-line and remote blower options
- Recirculating kit for non-ducted applications

27" Deep Hood

MODEL	MSRP
PW302718*	\$2,215

*Blower required.

SPECIFICATIONS

Overall Dimensions	30"W (762) x 18"H (457) x 27"D (686)
Discharge	Transition to 10" (254) round included
Shipping Weight	69 lbs (31 kg)

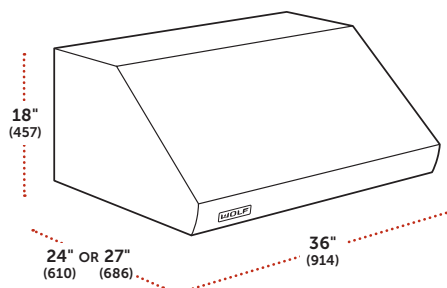
FEATURES

- Heavy-duty stainless steel
- Heat lamps (bulbs not included)
- Vertical discharge
- Internal, in-line and remote blower options
- Recirculating kit for non-ducted applications

Accessories

DESCRIPTION	NUMBER	MSRP
Internal Blower		
300 CFM**	814419	\$455
400 CFM**	829154	\$540
600 CFM	814421	\$625
800 CFM	829155	\$795
1200 CFM	814423	\$960
In-line Blower		
600 CFM	808331	\$565
1100 CFM	808332	\$850
Remote Blower		
600 CFM	801640	\$675
900 CFM	801641	\$850
1200 CFM	801642	\$1,020
1500 CFM	804701	\$1,190
Recirculation		
Recirculating Kit	811838	\$865
Recirculating Filter	812336	\$120
Horizontal Discharge Kit	822165	\$80
Backsplash		
30" x 38" Backsplash	810425	\$385
Backsplash with Racks	810432	\$770
Duct Cover		
6" (152) Duct Cover	810710	\$525
12" (305) Duct Cover	810717	\$585
18" (457) Duct Cover	810724	\$650
24" (610) Duct Cover	810731	\$725
30" (762) Duct Cover	813969	\$800
36" (914) Duct Cover	827871	\$870
Make-Up Air Damper	820071	\$375

**For make-up air restricted applications, capture and performance may be reduced.



36" Pro Wall Hood

24" Deep Hood

MODEL	MSRP
PW362418*	\$2,290

*Blower required.

SPECIFICATIONS

Overall Dimensions	36"W (914) x 18"H (457) x 24"D (610)
Discharge	Transition to 10" (254) round included
Shipping Weight	78 lbs (35 kg)

FEATURES

- Heavy-duty stainless steel
- Vertical discharge
- Horizontal discharge kit available
- Internal, in-line and remote blower options
- Recirculating kit for non-ducted applications

27" Deep Hood

MODEL	MSRP
PW362718*	\$2,365

*Blower required.

SPECIFICATIONS

Overall Dimensions	36"W (914) x 18"H (457) x 27"D (686)
Discharge	Transition to 10" (254) round included
Shipping Weight	80 lbs (36 kg)

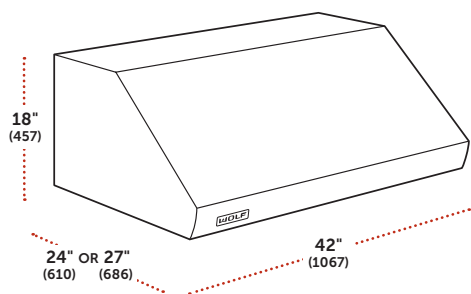
FEATURES

- Heavy-duty stainless steel
- Heat lamps (bulbs not included)
- Vertical discharge
- Internal, in-line and remote blower options
- Recirculating kit for non-ducted applications

Accessories

DESCRIPTION	NUMBER	MSRP
Internal Blower		
300 CFM**	814419	\$455
400 CFM**	829154	\$540
600 CFM	814421	\$625
800 CFM	829155	\$795
1200 CFM	814423	\$960
In-line Blower		
600 CFM	808331	\$565
1100 CFM	808332	\$850
Remote Blower		
600 CFM	801640	\$675
900 CFM	801641	\$850
1200 CFM	801642	\$1,020
1500 CFM	804701	\$1,190
Recirculation		
Recirculating Kit	811839	\$865
Recirculating Filter	812337	\$120
Horizontal Discharge Kit	822166	\$90
Backsplash		
36" x 38" Backsplash	810426	\$400
Backsplash with Racks	810433	\$835
Duct Cover		
6" (152) Duct Cover	810711	\$545
12" (305) Duct Cover	810718	\$605
18" (457) Duct Cover	810725	\$665
24" (610) Duct Cover	810732	\$745
30" (762) Duct Cover	813970	\$825
36" (914) Duct Cover	827872	\$895
Make-Up Air Damper	820071	\$375

**For make-up air restricted applications, capture and performance may be reduced.



42" Pro Wall Hood

24" Deep Hood

MODEL	MSRP
PW422418*	\$2,440

*Blower required.

SPECIFICATIONS

Overall Dimensions	42"W (1067) x 18"H (457) x 24"D (610)
Discharge	Transition to 10" (254) round included
Shipping Weight	86 lbs (37 kg)

FEATURES

- Heavy-duty stainless steel
- Vertical discharge
- Horizontal discharge kit available
- Internal, in-line and remote blower options

27" Deep Hood

MODEL	MSRP
PW422718*	\$2,515

*Blower required.

SPECIFICATIONS

Overall Dimensions	42"W (1067) x 18"H (457) x 27"D (686)
Discharge	Transition to 10" (254) round included
Shipping Weight	88 lbs (40 kg)

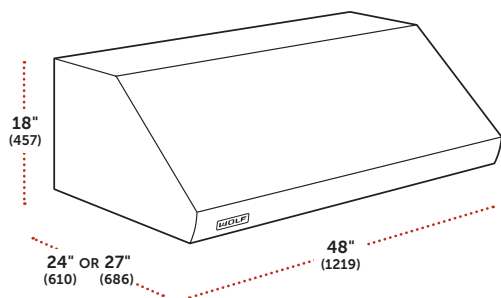
FEATURES

- Heavy-duty stainless steel
- Heat lamps (bulbs not included)
- Vertical discharge
- Internal, in-line and remote blower options

Accessories

DESCRIPTION	NUMBER	MSRP
Internal Blower		
300 CFM**	814419	\$455
400 CFM**	829154	\$540
600 CFM	814421	\$625
800 CFM	829155	\$795
1200 CFM	814423	\$960
In-line Blower		
600 CFM	808331	\$565
1100 CFM	808332	\$850
Remote Blower		
600 CFM	801640	\$675
900 CFM	801641	\$850
1200 CFM	801642	\$1,020
1500 CFM	804701	\$1,190
Horizontal Discharge Kit	822167	\$100
Backsplash		
42" x 38" Backsplash	810427	\$430
Backsplash with Racks	810434	\$950
Duct Cover		
6" (152) Duct Cover	810712	\$565
12" (305) Duct Cover	810719	\$630
18" (457) Duct Cover	810726	\$690
24" (610) Duct Cover	810733	\$765
30" (762) Duct Cover	813971	\$845
36" (914) Duct Cover	827873	\$920
Make-Up Air Damper	820071	\$375

**For make-up air restricted applications, capture and performance may be reduced.



48" Pro Wall Hood

24" Deep Hood

MODEL	MSRP
PW482418*	\$2,590

*Blower required.

SPECIFICATIONS

Overall Dimensions	48"W (1219) x 18"H (457) x 24"D (610)
Discharge	Transition to 10" (254) round included
Shipping Weight	94 lbs (43 kg)

FEATURES

- Heavy-duty stainless steel
- Vertical discharge
- Horizontal discharge kit available
- Internal, in-line and remote blower options

27" Deep Hood

MODEL	MSRP
PW482718*	\$2,665

*Blower required.

SPECIFICATIONS

Overall Dimensions	48"W (1219) x 18"H (457) x 27"D (686)
Discharge	Transition to 10" (254) round included
Shipping Weight	96 lbs (44 kg)

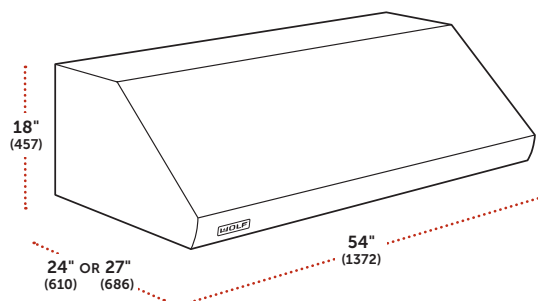
FEATURES

- Heavy-duty stainless steel
- Heat lamps (bulbs not included)
- Vertical discharge
- Internal, in-line and remote blower options

Accessories

DESCRIPTION	NUMBER	MSRP
Internal Blower		
300 CFM**	814419	\$455
400 CFM**	829154	\$540
600 CFM	814421	\$625
800 CFM	829155	\$795
1200 CFM	814423	\$960
In-line Blower		
600 CFM	808331	\$565
1100 CFM	808332	\$850
Remote Blower		
600 CFM	801640	\$675
900 CFM	801641	\$850
1200 CFM	801642	\$1,020
1500 CFM	804701	\$1,190
Horizontal Discharge Kit	822168	\$100
Backsplash		
48" x 38" Backsplash	810428	\$505
Backsplash with Racks	810435	\$1,045
Duct Cover		
6" (152) Duct Cover	810713	\$585
12" (305) Duct Cover	810720	\$650
18" (457) Duct Cover	810727	\$715
24" (610) Duct Cover	810734	\$790
30" (762) Duct Cover	813972	\$860
36" (914) Duct Cover	827874	\$935
Make-Up Air Damper	820071	\$375

**For make-up air restricted applications, capture and performance may be reduced.



54" Pro Wall Hood

24" Deep Hood

MODEL	MSRP
PW542418*	\$2,740

*Blower required.

SPECIFICATIONS

Overall Dimensions	54"W (1372) x 18"H (457) x 24"D (610)
Discharge	Transition to 10" (254) round included
Shipping Weight	106 lbs (48 kg)

FEATURES

- Heavy-duty stainless steel
- Vertical discharge
- Horizontal discharge kit available
- Internal, in-line and remote blower options

27" Deep Hood

MODEL	MSRP
PW542718*	\$2,815

*Blower required.

SPECIFICATIONS

Overall Dimensions	54"W (1372) x 18"H (457) x 27"D (686)
Discharge	Transition to 10" (254) round included
Shipping Weight	108 lbs (49 kg)

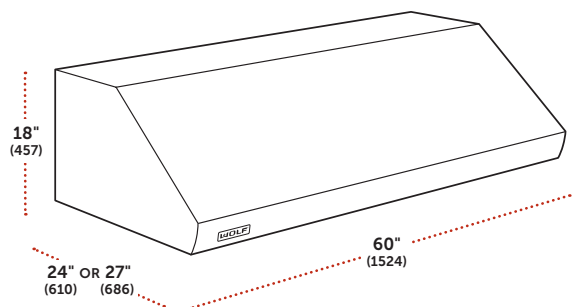
FEATURES

- Heavy-duty stainless steel
- Heat lamps (bulbs not included)
- Vertical discharge
- Internal, in-line and remote blower options

Accessories

DESCRIPTION	NUMBER	MSRP
Internal Blower		
300 CFM**	814419	\$455
400 CFM**	829154	\$540
600 CFM	814421	\$625
800 CFM	829155	\$795
1200 CFM	814423	\$960
In-line Blower		
600 CFM	808331	\$565
1100 CFM	808332	\$850
Remote Blower		
600 CFM	801640	\$675
900 CFM	801641	\$850
1200 CFM	801642	\$1,020
1500 CFM	804701	\$1,190
Horizontal Discharge Kit	822169	\$110
Backsplash		
54" x 38" Backsplash	810429	\$525
Backsplash with Racks	810436	\$1,115
Duct Cover		
6" (152) Duct Cover	810714	\$620
12" (305) Duct Cover	810721	\$675
18" (457) Duct Cover	810728	\$745
24" (610) Duct Cover	810735	\$825
30" (762) Duct Cover	813973	\$895
36" (914) Duct Cover	827875	\$965
Make-Up Air Damper	820071	\$375

**For make-up air restricted applications, capture and performance may be reduced.



60" Pro Wall Hood

24" Deep Hood

MODEL	MSRP
PW602418*	\$2,890

*Blower required.

SPECIFICATIONS

Overall Dimensions	60"W (1524) x 18"H (457) x 24"D (610)
Discharge	Transition to 10" (254) round included
Shipping Weight	116 lbs (53 kg)

FEATURES

- Heavy-duty stainless steel
- Vertical discharge
- Horizontal discharge kit available
- Internal, in-line and remote blower options

27" Deep Hood

MODEL	MSRP
PW602718*	\$2,965

*Blower required.

SPECIFICATIONS

Overall Dimensions	60"W (1524) x 18"H (457) x 27"D (686)
Discharge	Transition to 10" (254) round included
Shipping Weight	118 lbs (54 kg)

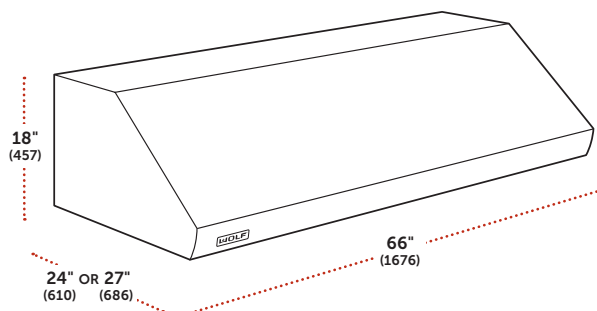
FEATURES

- Heavy-duty stainless steel
- Heat lamps (bulbs not included)
- Vertical discharge
- Internal, in-line and remote blower options

Accessories

DESCRIPTION	NUMBER	MSRP
Internal Blower		
300 CFM**	814419	\$455
400 CFM**	829154	\$540
600 CFM	814421	\$625
800 CFM	829155	\$795
1200 CFM	814423	\$960
In-line Blower		
600 CFM	808331	\$565
1100 CFM	808332	\$850
Remote Blower		
600 CFM	801640	\$675
900 CFM	801641	\$850
1200 CFM	801642	\$1,020
1500 CFM	804701	\$1,190
Horizontal Discharge Kit	822170	\$110
Backsplash		
60" x 38" Backsplash	810430	\$555
Backsplash with Racks	810437	\$1,195
Duct Cover		
6" (152) Duct Cover	810715	\$650
12" (305) Duct Cover	810722	\$715
18" (457) Duct Cover	810729	\$775
24" (610) Duct Cover	810736	\$850
30" (762) Duct Cover	813974	\$930
36" (914) Duct Cover	827876	\$1,005
Make-Up Air Damper	820071	\$375

**For make-up air restricted applications, capture and performance may be reduced.



66" Pro Wall Hood

24" Deep Hood

MODEL	MSRP
PW662418*	\$3,040

*Blower required.

SPECIFICATIONS

Overall Dimensions	66"W (1676) x 18"H (457) x 24"D (610)
Discharge	Transition to 10" (254) round included
Shipping Weight	126 lbs (57 kg)

FEATURES

- Heavy-duty stainless steel
- Vertical discharge
- Horizontal discharge kit available
- Internal, in-line and remote blower options

27" Deep Hood

MODEL	MSRP
PW662718*	\$3,115

*Blower required.

SPECIFICATIONS

Overall Dimensions	66"W (1676) x 18"H (457) x 27"D (686)
Discharge	Transition to 10" (254) round included
Shipping Weight	128 lbs (58 kg)

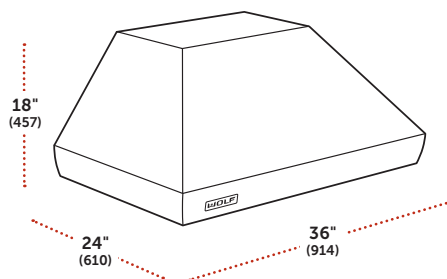
FEATURES

- Heavy-duty stainless steel
- Heat lamps (bulbs not included)
- Vertical discharge
- Internal, in-line and remote blower options

Accessories

DESCRIPTION	NUMBER	MSRP
Internal Blower		
300 CFM**	814419	\$455
400 CFM**	829154	\$540
600 CFM	814421	\$625
800 CFM	829155	\$795
1200 CFM	814423	\$960
In-line Blower		
600 CFM	808331	\$565
1100 CFM	808332	\$850
Remote Blower		
600 CFM	801640	\$675
900 CFM	801641	\$850
1200 CFM	801642	\$1,020
1500 CFM	804701	\$1,190
Horizontal Discharge Kit	822171	\$175
Backsplash		
66" x 38" Backsplash	810431	\$590
Backsplash with Racks	810438	\$1,290
Duct Cover		
6" (152) Duct Cover	810716	\$675
12" (305) Duct Cover	810723	\$745
18" (457) Duct Cover	810730	\$815
24" (610) Duct Cover	810737	\$880
30" (762) Duct Cover	813975	\$955
36" (914) Duct Cover	827877	\$1,030
Make-Up Air Damper	820071	\$375

**For make-up air restricted applications, capture and performance may be reduced.



36" Pro Wall Chimney Hood

MODEL	MSRP
PWC362418*	\$2,845

*Blower required.

SPECIFICATIONS

Overall Dimensions	36"W (914) x 18"H (457) x 24"D (610)
Discharge	Transition to 10" (254) round included
Shipping Weight	78 lbs (35 kg)

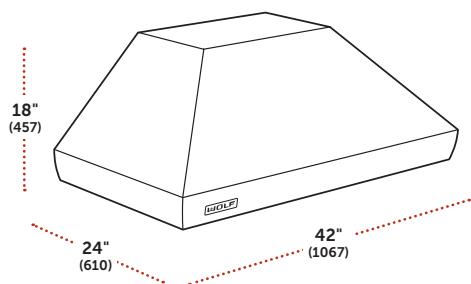
FEATURES

- Heavy-duty stainless steel
- Vertical discharge
- Internal, in-line and remote blower options

Accessories

DESCRIPTION	NUMBER	MSRP
Internal Blower		
300 CFM**	814419	\$455
400 CFM**	829154	\$540
600 CFM	814421	\$625
800 CFM	829155	\$795
1200 CFM	814423	\$960
In-line Blower		
600 CFM	808331	\$565
1100 CFM	808332	\$850
Remote Blower		
600 CFM	801640	\$675
900 CFM	801641	\$850
1200 CFM	801642	\$1,020
1500 CFM	804701	\$1,190
Backsplash		
36" x 38" Backsplash	810426	\$400
Backsplash with Racks	810433	\$835
Duct Cover		
6" (152) Duct Cover	811020	\$545
12" (305) Duct Cover	811024	\$605
18" (457) Duct Cover	811028	\$665
24" (610) Duct Cover	811032	\$745
30" (762) Duct Cover	826902	\$825
36" (914) Duct Cover	827878	\$895
Make-Up Air Damper	820071	\$375

**For make-up air restricted applications, capture and performance may be reduced.



42" Pro Wall Chimney Hood

MODEL	MSRP
PWC422418*	\$2,965

*Blower required.

SPECIFICATIONS

Overall Dimensions	42"W (1067) x 18"H (457) x 24"D (610)
Discharge	Transition to 10" (254) round included
Shipping Weight	86 lbs (37 kg)

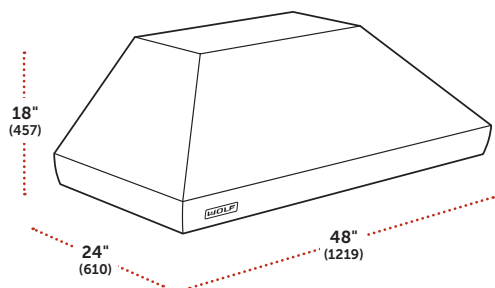
FEATURES

- Heavy-duty stainless steel
- Vertical discharge
- Internal, in-line and remote blower options

Accessories

DESCRIPTION	NUMBER	MSRP
Internal Blower		
300 CFM**	814419	\$455
400 CFM**	829154	\$540
600 CFM	814421	\$625
800 CFM	829155	\$795
1200 CFM	814423	\$960
In-line Blower		
600 CFM	808331	\$565
1100 CFM	808332	\$850
Remote Blower		
600 CFM	801640	\$675
900 CFM	801641	\$850
1200 CFM	801642	\$1,020
1500 CFM	804701	\$1,190
Backsplash		
42" x 38" Backsplash	810427	\$430
Backsplash with Racks	810434	\$950
Duct Cover		
6" (152) Duct Cover	811021	\$565
12" (305) Duct Cover	811025	\$630
18" (457) Duct Cover	811029	\$690
24" (610) Duct Cover	811033	\$765
30" (762) Duct Cover	826903	\$845
36" (914) Duct Cover	827879	\$920
Make-Up Air Damper	820071	\$375

**For make-up air restricted applications, capture and performance may be reduced.



48" Pro Wall Chimney Hood

MODEL	MSRP
PWC482418*	\$3,085

*Blower required.

SPECIFICATIONS

Overall Dimensions	48"W (1219) x 18"H (457) x 24"D (610)
Discharge	Transition to 10" (254) round included
Shipping Weight	94 lbs (43 kg)

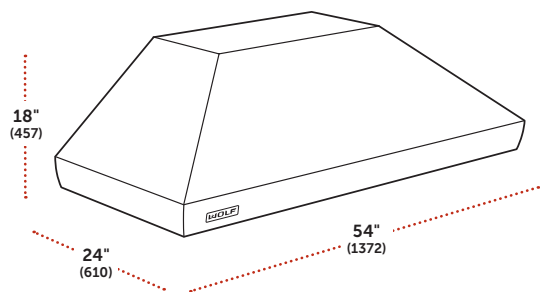
FEATURES

- Heavy-duty stainless steel
- Vertical discharge
- Internal, in-line and remote blower options

Accessories

DESCRIPTION	NUMBER	MSRP
Internal Blower		
300 CFM**	814419	\$455
400 CFM**	829154	\$540
600 CFM	814421	\$625
800 CFM	829155	\$795
1200 CFM	814423	\$960
In-line Blower		
600 CFM	808331	\$565
1100 CFM	808332	\$850
Remote Blower		
600 CFM	801640	\$675
900 CFM	801641	\$850
1200 CFM	801642	\$1,020
1500 CFM	804701	\$1,190
Backsplash		
48" x 38" Backsplash	810428	\$505
Backsplash with Racks	810435	\$1,045
Duct Cover		
6" (152) Duct Cover	811022	\$585
12" (305) Duct Cover	811026	\$650
18" (457) Duct Cover	811030	\$715
24" (610) Duct Cover	811034	\$790
30" (762) Duct Cover	826904	\$860
36" (914) Duct Cover	827880	\$935
Make-Up Air Damper	820071	\$375

**For make-up air restricted applications, capture and performance may be reduced.



54" Pro Wall Chimney Hood

MODEL	MSRP
PWC542418*	\$3,205

*Blower required.

SPECIFICATIONS

Overall Dimensions	54"W (1372) x 18"H (457) x 24"D (610)
Discharge	Transition to 10" (254) round included
Shipping Weight	106 lbs (48 kg)

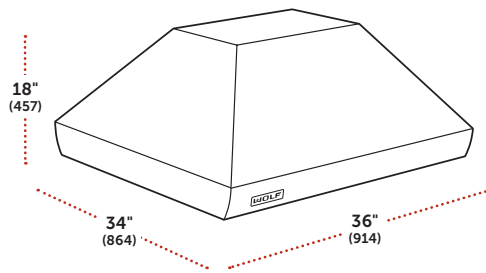
FEATURES

- Heavy-duty stainless steel
- Vertical discharge
- Internal, in-line and remote blower options

Accessories

DESCRIPTION	NUMBER	MSRP
Internal Blower		
300 CFM**	814419	\$455
400 CFM**	829154	\$540
600 CFM	814421	\$625
800 CFM	829155	\$795
1200 CFM	814423	\$960
In-line Blower		
600 CFM	808331	\$565
1100 CFM	808332	\$850
Remote Blower		
600 CFM	801640	\$675
900 CFM	801641	\$850
1200 CFM	801642	\$1,020
1500 CFM	804701	\$1,190
Backsplash		
54" x 38" Backsplash	810429	\$525
Backsplash with Racks	810436	\$1,115
Duct Cover		
6" (152) Duct Cover	811023	\$620
12" (305) Duct Cover	811027	\$675
18" (457) Duct Cover	811031	\$745
24" (610) Duct Cover	811035	\$825
30" (762) Duct Cover	826905	\$895
36" (914) Duct Cover	827881	\$965
Make-Up Air Damper	820071	\$375

**For make-up air restricted applications, capture and performance may be reduced.



36" Pro Island Hood

MODEL	MSRP
PI363418*	\$3,655

*Blower required.

SPECIFICATIONS

Overall Dimensions	36"W (914) x 18"H (457) x 34"D (864)
Discharge	Transition to 10" (254) round included
Shipping Weight	95 lbs (43 kg)

FEATURES

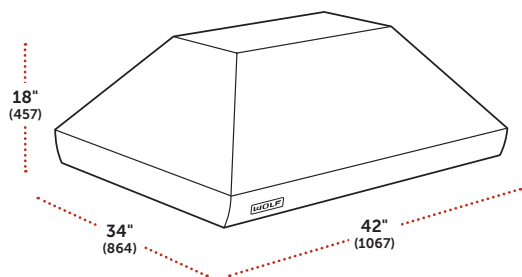
- Heavy-duty stainless steel
- Vertical discharge
- Internal, in-line and remote blower options

Accessories

DESCRIPTION	NUMBER	MSRP
Internal Blower		
300 CFM**	814419	\$455
400 CFM**	829154	\$540
600 CFM	814421	\$625
800 CFM	829155	\$795
1200 CFM	814423	\$960
In-line Blower		
600 CFM	808331	\$565
1100 CFM	808332	\$850
Remote Blower		
600 CFM	801640	\$675
900 CFM	801641	\$850
1200 CFM	801642	\$1,020
1500 CFM	804701	\$1,190
Duct Cover		
6" (152) Duct Cover	811609	\$545
12" (305) Duct Cover	811613	\$605
18" (457) Duct Cover	811617	\$665
24" (610) Duct Cover	811621	\$745
30" (762) Duct Cover	826898	\$825
36" (914) Duct Cover	827882	\$895
Make-Up Air Damper	820071	\$375

**For make-up air restricted applications, capture and performance may be reduced.

Pro Ventilation



42" Pro Island Hood

MODEL	MSRP
PI423418*	\$3,805

*Blower required.

SPECIFICATIONS

Overall Dimensions	42"W (1067) x 18"H (457) x 34"D (864)
Discharge	Transition to 10" (254) round included
Shipping Weight	103 lbs (47 kg)

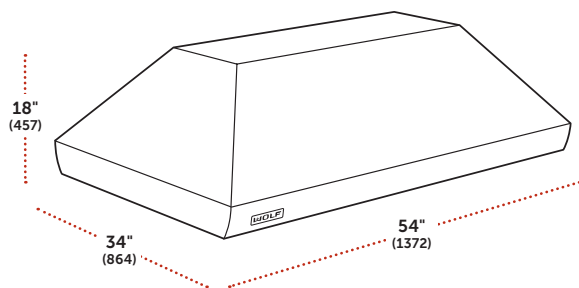
FEATURES

- Heavy-duty stainless steel
- Vertical discharge
- Internal, in-line and remote blower options

Accessories

DESCRIPTION	NUMBER	MSRP
Internal Blower		
300 CFM**	814419	\$455
400 CFM**	829154	\$540
600 CFM	814421	\$625
800 CFM	829155	\$795
1200 CFM	814423	\$960
In-line Blower		
600 CFM	808331	\$565
1100 CFM	808332	\$850
Remote Blower		
600 CFM	801640	\$675
900 CFM	801641	\$850
1200 CFM	801642	\$1,020
1500 CFM	804701	\$1,190
Duct Cover		
6" (152) Duct Cover	811610	\$565
12" (305) Duct Cover	811614	\$630
18" (457) Duct Cover	811618	\$690
24" (610) Duct Cover	811622	\$765
30" (762) Duct Cover	826899	\$845
36" (914) Duct Cover	827883	\$920
Make-Up Air Damper	820071	\$375

**For make-up air restricted applications, capture and performance may be reduced.



54" Pro Island Hood

MODEL	MSRP
PI543418*	\$4,105

*Blower required.

SPECIFICATIONS

Overall Dimensions	54"W (1372) x 18"H (457) x 34"D (864)
Discharge	Transition to 10" (254) round included
Shipping Weight	128 lbs (58 kg)

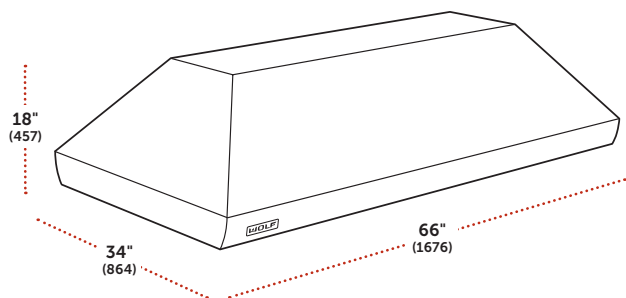
FEATURES

- Heavy-duty stainless steel
- Vertical discharge
- Internal, in-line and remote blower options

Accessories

DESCRIPTION	NUMBER	MSRP
Internal Blower		
300 CFM**	814419	\$455
400 CFM**	829154	\$540
600 CFM	814421	\$625
800 CFM	829155	\$795
1200 CFM	814423	\$960
In-line Blower		
600 CFM	808331	\$565
1100 CFM	808332	\$850
Remote Blower		
600 CFM	801640	\$675
900 CFM	801641	\$850
1200 CFM	801642	\$1,020
1500 CFM	804701	\$1,190
Duct Cover		
6" (152) Duct Cover	811611	\$620
12" (305) Duct Cover	811615	\$675
18" (457) Duct Cover	811619	\$745
24" (610) Duct Cover	811623	\$825
30" (762) Duct Cover	826900	\$895
36" (914) Duct Cover	827884	\$965
Make-Up Air Damper	820071	\$375

**For make-up air restricted applications, capture and performance may be reduced.



66" Pro Island Hood

MODEL	MSRP
PI663418*	\$4,405
*Blower required.	
SPECIFICATIONS	
Overall Dimensions	66"W (1676) x 18"H (457) x 34"D (864)
Discharge	Transition to 10" (254) round included
Shipping Weight	168 lbs (76 kg)

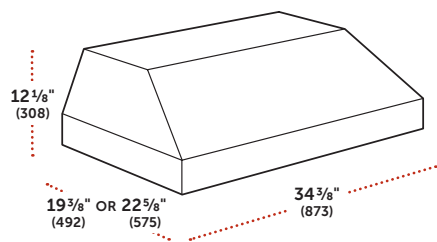
FEATURES

- Heavy-duty stainless steel
- Vertical discharge
- Internal, in-line and remote blower options

Accessories

DESCRIPTION	NUMBER	MSRP
Internal Blower		
300 CFM**	814419	\$455
400 CFM**	829154	\$540
600 CFM	814421	\$625
800 CFM	829155	\$795
1200 CFM	814423	\$960
In-line Blower		
600 CFM	808331	\$565
1100 CFM	808332	\$850
Remote Blower		
600 CFM	801640	\$675
900 CFM	801641	\$850
1200 CFM	801642	\$1,020
1500 CFM	804701	\$1,190
Duct Cover		
6" (152) Duct Cover	811612	\$675
12" (305) Duct Cover	811616	\$745
18" (457) Duct Cover	811620	\$815
24" (610) Duct Cover	811624	\$880
30" (762) Duct Cover	826901	\$955
36" (914) Duct Cover	827885	\$1,030
Make-Up Air Damper	820071	\$375

**For make-up air restricted applications, capture and performance may be reduced.



36" Pro Hood Liner

19" Deep Liner

MODEL	MSRP
PL341912*	\$1,320

*Blower required.

SPECIFICATIONS

Overall Dimensions	34 3/8" W (873) x 12 1/8" H (308) x 19 3/8" D (492)
Discharge	Transition to 10" (254) round included
Shipping Weight	45 lbs (20 kg)

FEATURES

- Stainless steel enclosed liner
- Accommodates 36" custom hood treatments
- Vertical discharge
- Internal, in-line and remote blower options

22" Deep Liner

MODEL	MSRP
PL342212*	\$1,320

*Blower required.

SPECIFICATIONS

Overall Dimensions	34 3/8" W (873) x 12 1/8" H (308) x 22 5/8" D (575)
Discharge	Transition to 10" (254) round included
Shipping Weight	45 lbs (20 kg)

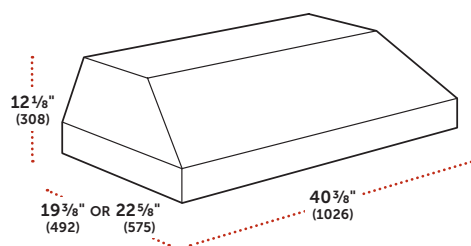
FEATURES

- Stainless steel enclosed liner
- Accommodates 36" custom hood treatments
- Vertical discharge
- Internal, in-line and remote blower options

Accessories

DESCRIPTION	NUMBER	MSRP
Internal Blower		
300 CFM**	814419	\$455
400 CFM**	829154	\$540
600 CFM	814421	\$625
800 CFM	829155	\$795
1200 CFM	814423	\$960
In-line Blower		
600 CFM	808331	\$565
1100 CFM	808332	\$850
Remote Blower		
600 CFM	801640	\$675
900 CFM	801641	\$850
1200 CFM	801642	\$1,020
1500 CFM	804701	\$1,190
Make-Up Air Damper	820071	\$375

**For make-up air restricted applications, capture and performance may be reduced.



42" Pro Hood Liner

19" Deep Liner

MODEL	MSRP
PL401912*	\$1,380

*Blower required.

SPECIFICATIONS

Overall Dimensions	40 3/8"W (1026) x 12 1/8"H (308) x 19 3/8"D (492)
Discharge	Transition to 10" (254) round included
Shipping Weight	50 lbs (23 kg)

FEATURES

- Stainless steel enclosed liner
- Accommodates 42" custom hood treatments
- Vertical discharge
- Internal, in-line and remote blower options

22" Deep Liner

MODEL	MSRP
PL402212*	\$1,380

*Blower required.

SPECIFICATIONS

Overall Dimensions	40 3/8"W (1026) x 12 1/8"H (308) x 22 5/8"D (575)
Discharge	Transition to 10" (254) round included
Shipping Weight	50 lbs (23 kg)

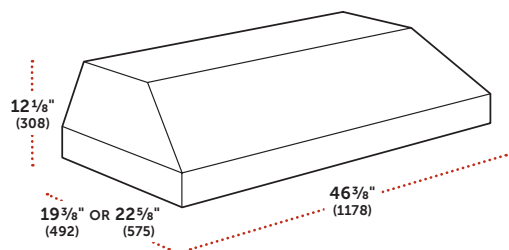
FEATURES

- Stainless steel enclosed liner
- Accommodates 42" custom hood treatments
- Vertical discharge
- Internal, in-line and remote blower options

Accessories

DESCRIPTION	NUMBER	MSRP
Internal Blower		
300 CFM**	814419	\$455
400 CFM**	829154	\$540
600 CFM	814421	\$625
800 CFM	829155	\$795
1200 CFM	814423	\$960
In-line Blower		
600 CFM	808331	\$565
1100 CFM	808332	\$850
Remote Blower		
600 CFM	801640	\$675
900 CFM	801641	\$850
1200 CFM	801642	\$1,020
1500 CFM	804701	\$1,190
Make-Up Air Damper	820071	\$375

**For make-up air restricted applications, capture and performance may be reduced.



48" Pro Hood Liner

19" Deep Liner

MODEL	MSRP
PL461912*	\$1,440

*Blower required.

SPECIFICATIONS

Overall Dimensions	46 3/8"W (1178) x 12 1/8"H (308) x 19 3/8"D (492)
Discharge	Transition to 10" (254) round included
Shipping Weight	60 lbs (27 kg)

FEATURES

- Stainless steel enclosed liner
- Accommodates 48" custom hood treatments
- Vertical discharge
- Internal, in-line and remote blower options

22" Deep Liner

MODEL	MSRP
PL462212*	\$1,440

*Blower required.

SPECIFICATIONS

Overall Dimensions	46 3/8"W (1026) x 12 1/8"H (308) x 22 5/8"D (575)
Discharge	Transition to 10" (254) round included
Shipping Weight	60 lbs (27 kg)

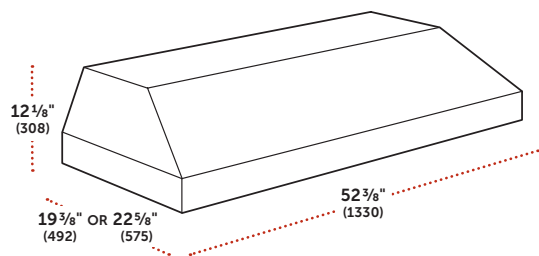
FEATURES

- Stainless steel enclosed liner
- Accommodates 48" custom hood treatments
- Vertical discharge
- Internal, in-line and remote blower options

Accessories

DESCRIPTION	NUMBER	MSRP
Internal Blower		
300 CFM**	814419	\$455
400 CFM**	829154	\$540
600 CFM	814421	\$625
800 CFM	829155	\$795
1200 CFM	814423	\$960
In-line Blower		
600 CFM	808331	\$565
1100 CFM	808332	\$850
Remote Blower		
600 CFM	801640	\$675
900 CFM	801641	\$850
1200 CFM	801642	\$1,020
1500 CFM	804701	\$1,190
Make-Up Air Damper	820071	\$375

**For make-up air restricted applications, capture and performance may be reduced.



54" Pro Hood Liner

19" Deep Liner

MODEL	MSRP
PL521912*	\$1,500

*Blower required.

SPECIFICATIONS

Overall Dimensions	52 3/8"W (1330) x 12 1/8"H (308) x 19 3/8"D (492)
Discharge	Transition to 10" (254) round included
Shipping Weight	75 lbs (34 kg)

FEATURES

- Stainless steel enclosed liner
- Accommodates 54" custom hood treatments
- Vertical discharge
- Internal, in-line and remote blower options

22" Deep Liner

MODEL	MSRP
PL522212*	\$1,500

*Blower required.

SPECIFICATIONS

Overall Dimensions	52 3/8"W (1026) x 12 1/8"H (308) x 22 5/8"D (575)
Discharge	Transition to 10" (254) round included
Shipping Weight	75 lbs (34 kg)

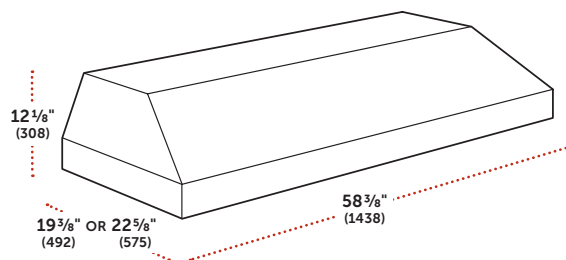
FEATURES

- Stainless steel enclosed liner
- Accommodates 54" custom hood treatments
- Vertical discharge
- Internal, in-line and remote blower options

Accessories

DESCRIPTION	NUMBER	MSRP
Internal Blower		
300 CFM**	814419	\$455
400 CFM**	829154	\$540
600 CFM	814421	\$625
800 CFM	829155	\$795
1200 CFM	814423	\$960
In-line Blower		
600 CFM	808331	\$565
1100 CFM	808332	\$850
Remote Blower		
600 CFM	801640	\$675
900 CFM	801641	\$850
1200 CFM	801642	\$1,020
1500 CFM	804701	\$1,190
Make-Up Air Damper	820071	\$375

**For make-up air restricted applications, capture and performance may be reduced.



60" Pro Hood Liner

19" Deep Liner

MODEL	MSRP
PL581912*	\$1,560

*Blower required.

SPECIFICATIONS

Overall Dimensions	58 3/8"W (1483) x 12 1/8"H (308) x 19 3/8"D (492)
Discharge	Transition to 10" (254) round included
Shipping Weight	80 lbs (36 kg)

FEATURES

- Stainless steel enclosed liner
- Accommodates 60" custom hood treatments
- Vertical discharge
- Internal, in-line and remote blower options

22" Deep Liner

MODEL	MSRP
PL582212*	\$1,560

*Blower required.

SPECIFICATIONS

Overall Dimensions	58 3/8"W (1483) x 12 1/8"H (308) x 22 5/8"D (575)
Discharge	Transition to 10" (254) round included
Shipping Weight	80 lbs (36 kg)

FEATURES

- Stainless steel enclosed liner
- Accommodates 60" custom hood treatments
- Vertical discharge
- Internal, in-line and remote blower options

Accessories

DESCRIPTION	NUMBER	MSRP
Internal Blower		
300 CFM**	814419	\$455
400 CFM**	829154	\$540
600 CFM	814421	\$625
800 CFM	829155	\$795
1200 CFM	814423	\$960
In-line Blower		
600 CFM	808331	\$565
1100 CFM	808332	\$850
Remote Blower		
600 CFM	801640	\$675
900 CFM	801641	\$850
1200 CFM	801642	\$1,020
1500 CFM	804701	\$1,190
Make-Up Air Damper	820071	\$375

**For make-up air restricted applications, capture and performance may be reduced.

This page intentionally left blank

Wolf Appliance Residential Limited Warranty

FOR RESIDENTIAL USE

FULL TWO YEAR WARRANTY*

For two years from the date of original installation, this Wolf Appliance product warranty covers all parts and labor to repair or replace, under normal residential use, any part of the product that proves to be defective in materials or workmanship. All service provided by Wolf Appliance under the above warranty must be performed by Wolf Factory Certified Service, unless otherwise specified by Wolf Appliance, Inc. Service will be provided during normal business hours.

LIMITED FIVE YEAR WARRANTY

For five years from the date of original installation, Wolf Appliance will repair or replace the following parts that prove to be defective in materials or workmanship: gas burners (excludes appearance), electric heating elements, blower motors (ventilation hoods), electronic control boards, magnetron tubes and induction generators. If the owner uses Wolf Factory Certified Service, the service provider will repair or replace these parts with the owner paying for all other costs, including labor. If the owner uses non-certified service, the owner must contact Wolf Appliance, Inc. (using the information below) to receive repaired or replacement parts. Wolf Appliance will not reimburse the owner for parts purchased from non-certified service or other sources.

TERMS APPLICABLE TO EACH WARRANTY

The warranty applies only to products installed for normal residential use. The warranty applies only to products installed in any one of the fifty states of the United States, the District of Columbia or the ten provinces of Canada. This warranty does not cover any parts or labor to correct any defect caused by negligence, accident or improper use, maintenance, installation, service or repair.

THE REMEDIES DESCRIBED ABOVE FOR EACH WARRANTY ARE THE ONLY ONES THAT WOLF APPLIANCE, INC. WILL PROVIDE, EITHER UNDER THIS WARRANTY OR UNDER ANY WARRANTY ARISING BY OPERATION OF LAW. WOLF APPLIANCE, INC. WILL NOT BE RESPONSIBLE FOR ANY CONSEQUENTIAL OR INCIDENTAL DAMAGES ARISING FROM THE BREACH OF THIS WARRANTY OR ANY OTHER WARRANTY, WHETHER EXPRESS, IMPLIED OR STATUTORY.

Some states do not allow the exclusion or limitation of incidental or consequential damages, so the above limitation or exclusion may not apply to you. This warranty gives you specific legal rights and you may also have other legal rights that vary from state to state.

To receive parts and/or service and the name of Wolf Factory Certified Service nearest you, contact Wolf Appliance, Inc., P.O. Box 44848, Madison, WI 53744; check the Product Support section of our website, wolfappliance.com, email us at customerservice@subzero.com or call 800-222-7820.

*Stainless steel (doors, panels, handles, product frames and interior surfaces) are covered by a limited 60-day parts and labor warranty for cosmetic defects.

*Replacement filters for ventilation hood recirculating kits are not covered by the product warranty.



Wolf Appliance Outdoor Limited Warranty*

FOR RESIDENTIAL USE

FULL ONE YEAR WARRANTY**

For one year from the date of original installation, this Wolf Appliance product warranty covers all parts and labor to repair or replace, under normal residential use, any part of the product that proves to be defective in materials or workmanship. All service provided by Wolf Appliance under the above warranty must be performed by Wolf Factory Certified Service, unless otherwise specified by Wolf Appliance, Inc. Service will be provided during normal business hours.

LIMITED FIVE YEAR WARRANTY

For five years from the date of original installation, Wolf Appliance will repair or replace the following parts that prove to be defective in materials or workmanship: stainless steel briquette trays, gas valves, drip pans, electronic control boards and electric heating elements. If the owner uses Wolf Factory Certified Service, the service provider will repair or replace these parts with the owner paying for all other costs, including labor. If the owner uses non-certified service, the owner must contact Wolf Appliance, Inc. (using the information below) to receive repaired or replacement parts. Wolf Appliance will not reimburse the owner for parts purchased from non-certified service or other sources.

LIMITED LIFETIME WARRANTY

For the life of the product, Wolf Appliance will repair or replace the following parts that prove to be defective in materials or workmanship: all stainless steel components (excludes surface corrosion, scratches, discoloration, weather and atmospheric related staining and minor surface rust and oxidation). If the owner uses Wolf Factory Certified Service, the service provider will repair or replace these parts with the owner paying for all other costs, including labor. If the owner uses non-certified service, the owner must contact Wolf Appliance, Inc. (using the information below) to receive repaired or replacement parts. Wolf Appliance will not reimburse the owner for parts purchased from non-certified service or other sources.

TERMS APPLICABLE TO EACH WARRANTY

The warranty applies only to products installed for normal residential use. The warranty applies only to products installed in any one of the fifty states of the United States, the District of Columbia or the ten provinces of Canada. This warranty does not cover any parts or labor to correct any defect caused by negligence, accident or improper use, maintenance, installation, service or repair.

THE REMEDIES DESCRIBED ABOVE FOR EACH WARRANTY ARE THE ONLY ONES THAT WOLF APPLIANCE, INC. WILL PROVIDE, EITHER UNDER THIS WARRANTY OR UNDER ANY WARRANTY ARISING BY OPERATION OF LAW. WOLF APPLIANCE, INC. WILL NOT BE RESPONSIBLE FOR ANY CONSEQUENTIAL OR INCIDENTAL DAMAGES ARISING FROM THE BREACH OF THIS WARRANTY OR ANY OTHER WARRANTY, WHETHER EXPRESS, IMPLIED OR STATUTORY.

Some states do not allow the exclusion or limitation of incidental or consequential damages, so the above limitation or exclusion may not apply to you. This warranty gives you specific legal rights and you may also have other legal rights that vary from state to state.

To receive parts and/or service and the name of Wolf Factory Certified Service nearest you, contact Wolf Appliance, Inc., P.O. Box 44848, Madison, WI 53744; check the Product Support section of our website, wolfappliance.com, email us at customerservice@subzero.com or call 800-222-7820.

*Product must be approved for outdoor use, designated by model and serial number.

**Stainless steel (doors, panels, handles, product frames and interior surfaces) are covered by a limited 60-day parts and labor warranty for cosmetic defects.



Wolf Appliance Display Products Limited Warranty*

FOR RESIDENTIAL USE

FULL ONE YEAR WARRANTY**

For one year from the date of original installation, this Wolf Appliance product warranty covers all parts and labor to repair or replace, under normal residential use, any part of the product that proves to be defective in materials or workmanship. All service provided by Wolf Appliance under the above warranty must be performed by Wolf Factory Certified Service, unless otherwise specified by Wolf Appliance, Inc. Service will be provided during normal business hours.

TERMS APPLICABLE TO EACH WARRANTY

The warranty applies only to products installed for normal residential use. The warranty applies only to products installed in any one of the fifty states of the United States, the District of Columbia or the ten provinces of Canada. This warranty does not cover any parts or labor to correct any defect caused by negligence, accident or improper use, maintenance, installation, service or repair.

THE REMEDIES DESCRIBED ABOVE FOR EACH WARRANTY ARE THE ONLY ONES THAT WOLF APPLIANCE, INC. WILL PROVIDE, EITHER UNDER THIS WARRANTY OR UNDER ANY WARRANTY ARISING BY OPERATION OF LAW. WOLF APPLIANCE, INC. WILL NOT BE RESPONSIBLE FOR ANY CONSEQUENTIAL OR INCIDENTAL DAMAGES ARISING FROM THE BREACH OF THIS WARRANTY OR ANY OTHER WARRANTY, WHETHER EXPRESS, IMPLIED OR STATUTORY.

Some states do not allow the exclusion or limitation of incidental or consequential damages, so the above limitation or exclusion may not apply to you. This warranty gives you specific legal rights and you may also have other legal rights that vary from state to state.

To receive parts and/or service and the name of Wolf Factory Certified Service nearest you, contact Wolf Appliance, Inc., P.O. Box 44848, Madison, WI 53744; check the Product Support section of our website, wolfappliance.com, email us at customerservice@subzero.com or call 800-222-7820.

*Display products sold more than three years from the invoice date.

**Stainless steel (doors, panels, handles, product frames and interior surfaces) are covered by a limited 60-day parts and labor warranty for cosmetic defects.

**Replacement filters for ventilation hood recirculating kits are not covered by the product warranty.



Wolf Appliance Non-Residential Limited Warranty

FOR NON-RESIDENTIAL USE

SPECIAL APPLICATION

This warranty is designed specifically to cover products installed in demonstration kitchens, test kitchens, culinary and school kitchens and other similar installations that will help promote the Wolf Appliance brand and its products. Restaurant installations and other similar commercial applications are excluded and do not have applicable warranty.

FULL TWO YEAR WARRANTY*

For two years from the date of original installation, this Wolf Appliance product warranty covers all parts and labor to repair or replace, under normal residential use, any part of the product that proves to be defective in materials or workmanship. All service provided by Wolf Appliance under the above warranty must be performed by Wolf Factory Certified Service, unless otherwise specified by Wolf Appliance, Inc. Service will be provided during normal business hours.

TERMS APPLICABLE TO EACH WARRANTY

The warranty applies only to products installed in any one of the fifty states of the United States, the District of Columbia or the ten provinces of Canada. This warranty does not cover any parts or labor to correct any defect caused by negligence, accident or improper use, maintenance, installation, service or repair.

THE REMEDIES DESCRIBED ABOVE FOR EACH WARRANTY ARE THE ONLY ONES THAT WOLF APPLIANCE, INC. WILL PROVIDE, EITHER UNDER THIS WARRANTY OR UNDER ANY WARRANTY ARISING BY OPERATION OF LAW. WOLF APPLIANCE, INC. WILL NOT BE RESPONSIBLE FOR ANY CONSEQUENTIAL OR INCIDENTAL DAMAGES ARISING FROM THE BREACH OF THIS WARRANTY OR ANY OTHER WARRANTY, WHETHER EXPRESS, IMPLIED OR STATUTORY.

Some states do not allow the exclusion or limitation of incidental or consequential damages, so the above limitation or exclusion may not apply to you. This warranty gives you specific legal rights and you may also have other legal rights that vary from state to state.

To receive parts and/or service and the name of Wolf Factory Certified Service nearest you, contact Wolf Appliance, Inc., P.O. Box 44848, Madison, WI 53744; check the Product Support section of our website, wolfappliance.com, email us at customerservice@subzero.com or call 800-222-7820.

*Stainless steel (doors, panels, handles, product frames and interior surfaces) are covered by a limited 60-day parts and labor warranty for cosmetic defects.

*Replacement filters for ventilation hood recirculating kits are not covered by the product warranty.



20

22

