

2022

UNITED STATES
DISTRIBUTOR PRICE LIST

PRICES EFFECTIVE
10/01/2021



Classic Series Refrigeration.....	2
PRO Series Refrigeration.....	42
Designer Series Refrigeration.....	47
Designer Series Undercounter Refrigeration.....	70
Wine Storage.....	76
Accessory Handles.....	85
Sub-Zero Warranties.....	88

Model numbers, specifications, and prices are subject to change at any time without notice. Visit subzero.com/specs, for the most up-to-date information.

IMPORTANT NOTE: Throughout this price list, dimensions in parentheses are in millimeters unless otherwise specified.

NOTE ALSO: Use of Manufacturer's Suggested Retail Price ("MSRP") is subject to the requirements of Section 1.6 of the Sub-Zero Distributor Agreement, as amended.



Indicates Wi-Fi enabled.



Indicates Star-K certified.

The information and images in this guide are the copyright property of Sub-Zero, Inc. Neither this guide nor any information or images contained herein may be copied or used in whole or in part without the express written permission of Sub-Zero, Inc. ©Sub-Zero, Inc. all rights reserved.

Sub-Zero, Sub-Zero & Design, Sub-Zero & Snowflake Design, Dual Refrigeration, The Living Kitchen, Great American Kitchens The Fine Art of Kitchen Design, Wolf, Wolf & Design, Wolf Gourmet, W & Design, red colored knobs, Cove, and Cove & Design, are registered trademarks and service marks of Sub-Zero Group, Inc. and its subsidiaries.

All other trademarks are property of their respective owners in the United States and other countries.

Classic Series Refrigeration

In the 1950s, Sub-Zero pioneered the concept of built-in refrigeration. Today, our Classic Series represents the iconic look that comes to mind when one hears "Sub-Zero" with a visible grille and powerful hinges that stand the test of time.

- Dual refrigeration preserves food's freshness in two sealed compartments.
- Advanced water filtration and air purification systems.
- Crisper and deli drawers form a lower-temperature zone for produce and meats.
- Available in a stainless steel or custom panel look that can be installed flush inset or proud of surrounding cabinetry.
- Handle options coordinate with Wolf cooking and Cove dishwashing products.
- Energy efficient; many models are ENERGY STAR® qualified.
- Flip-up grille provides easy access for routine maintenance.
- One 90° door stop included.
- All models are Star-K certified.

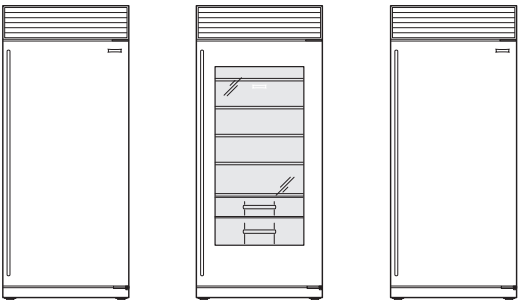
MODEL NUMBER KEY

Classic Series Refrigeration	BI
All Refrigerator	R
All Freezer	F
Over-and-Under	U
Side-by-Side	S
Glass Door	G
High Altitude Glass Door	A
French Door	FD
Ice and Water Dispenser	D
Internal Dispenser	ID
Overlay Model	/O
Stainless Steel Model	/S
Tubular Handle	/TH
Pro Handle	/PH
Right-Hinge	-RH
Left-Hinge	-LH



Classic Series Refrigeration

All Refrigerator / All Freezer Models



BI-36R

BI-36RG

BI-36F

Models shown in the stainless steel design with tubular handles.

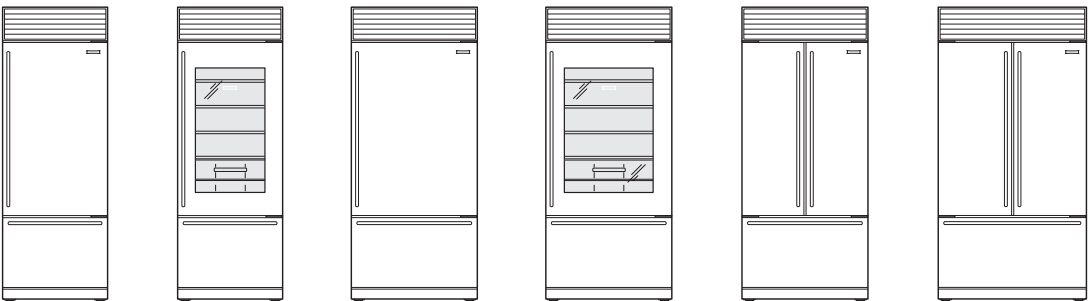
Specify right-hinge (-RH) or left-hinge (-LH) door when ordering.

Overall dimensions are based on stainless steel models.

Annual energy usage is based on 12 cents per kilowatt hour.

A high altitude glass door is available for installations above 5,000' (1524 m) in elevation. When ordering, replace (G) with (A) for the correct model number.

Over-and-Under Models



BI-30U

BI-30UG

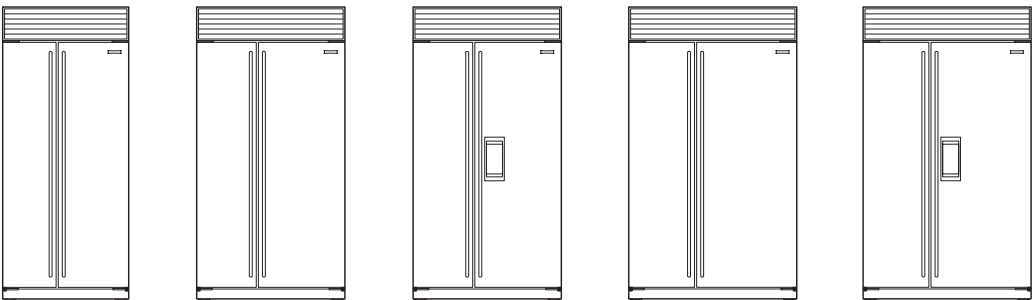
BI-36U(ID)

BI-36UG

BI-36UFD(ID)

BI-42UFD(ID)

Side-by-Side Models



BI-36S

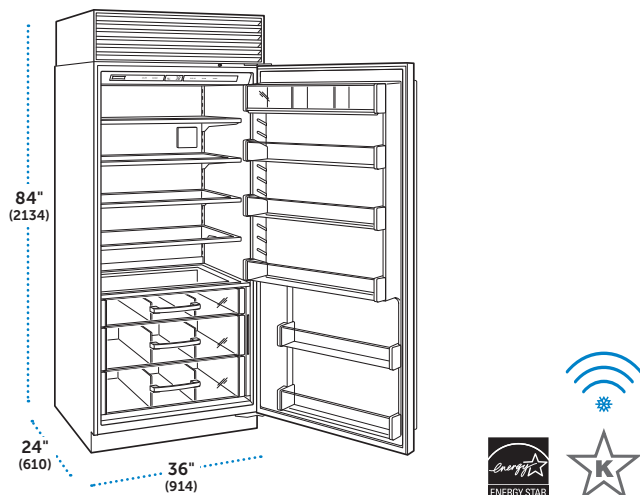
BI-42S(ID)

BI-42SD

BI-48S(ID)

BI-48SD

Classic Series Refrigeration



36" All Refrigerator

MODEL	MSRP
BI-36R/O*	\$7,510
BI-36R/S/TH	\$8,965
BI-36R/S/PH	\$8,965

*Flush inset and framed design options are achieved by specifying an overlay model. Overlay models include a grille frame that accepts a classic louvered, solid stainless, pro louvered or custom panel insert.

SPECIFICATIONS

Overall Dimensions	36"W (914) x 84"H (2134) x 24"D (610)
Refrigerator Capacity	23.5 cu ft (665 L)
Shipping Weight	420 lbs (191 kg)
Annual Energy Usage	\$45 (375 kWh)

FEATURES

- 4 adjustable glass shelves
- High-humidity drawer with dividers
- 2 storage drawers with dividers
- 3 adjustable and 2 stationary door shelves
- Adjustable dairy compartment
- Air purification system

Accessories

Grilles

FINISHED HEIGHT	NUMBER	MSRP
Framed		
83" (2108) Classic Louvered	7003519	\$400
88" (2235) Classic Louvered	7003523	\$505
Overlay or Flush Inset		
83" (2108) Grille Frame	7003531	\$300
84" (2134) Grille Frame	7007136	\$270
88" (2235) Grille Frame	7003535	\$270
Stainless Steel		
83" (2108) Pro Louvered	7003543	\$430
84" (2134) Pro Louvered	7007132	\$495
88" (2235) Pro Louvered	7003547	\$545

Framed Application

DESCRIPTION	NUMBER	MSRP
Classic Louvered Insert*	7014850	\$185
Handle (1)		
Full-Length Standard	7014887	\$130
Full-Length Extended	7003462	\$130
Door Panel		
Stainless Steel	7003455	\$565
White Enamel	7004439	\$510

*Slides into overlay grille, 84" (2134) finished height.

Accessories

Single Flush Inset – Stainless Steel

DESCRIPTION	NUMBER	MSRP
Grille*		
Solid SS Panel	7008869	\$270
Pro Louvered	7020158	\$375
Tubular Handle		
Door Panel	7030216	\$1,095
Pro Handle		
Door Panel	7008884	\$1,095

*84" (2134) finished height.

Dual Flush Inset – Stainless Steel

DESCRIPTION	NUMBER	MSRP
Dual Wide Grille*		
66" (1676) Solid SS Panel	7013367	\$505
72" (1829) Solid SS Panel	7008881	\$535
Tubular Handle		
Door Panel	7030215	\$1,095
Pro Handle		
Door Panel	7008853	\$1,095

*84" (2134) finished height. Solid SS panel requires dual installation kit 7012623 or 7004811.

Dual Installation Kit with Dual Wide Grille

DESCRIPTION	NUMBER	MSRP
Framed		
72" (1829) Classic Louvered	7004809	\$1,245
Overlay or Flush Inset		
66" (1676) Grille Frame	7012623	\$990
72" (1829) Grille Frame	7004811	\$1,035
Stainless Steel Flush Inset		
66" (1676) Pro Louvered	7020162	\$1,160
72" (1829) Pro Louvered	7020163	\$1,210
Stainless Steel		
66" (1676) Pro Louvered	7012624	\$1,305
72" (1829) Pro Louvered	7004813	\$1,340

For handle-to-handle installations only. Kit includes dual wide kickplate and dual wide grille for 84" (2134) finished height, center trim strip, heater and mounting hardware.

Dual Installation Kit

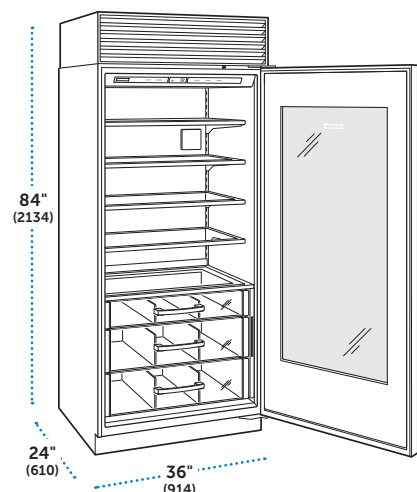
DESCRIPTION	NUMBER	MSRP
All Designs		
Dual Installation Kit	7003411	\$400

For handle-to-handle installations only. Kit includes center trim strip, heater and mounting hardware.

Miscellaneous

DESCRIPTION	NUMBER	MSRP
Replacement Cartridge		
Air Purification	7007067	\$55
Mounting Kits		
Custom Front Panel	7020607	\$245
Custom Side Panel	7003407	\$120
Side Panels		
Stainless Steel (1)	7003408	\$825
White Enamel (1)	7003409	\$565
Kickplates		
Stainless Steel RH	7010371	\$45
Stainless Steel LH	7010372	\$45
Egg Container	7007506	\$30
90° Door Stop	7005865	N/C

Classic Series Refrigeration



36" All Refrigerator with Glass Door

MODEL	MSRP
BI-36RG/O*	\$8,575
BI-36RG/S/TH	\$9,825
BI-36RG/S/PH	\$9,825

*Flush inset and framed design options are achieved by specifying an overlay model. Overlay models include a grille frame that accepts a classic louvered, solid stainless, pro louvered or custom panel insert.

SPECIFICATIONS

Overall Dimensions	36"W (914) x 84"H (2134) x 24"D (610)
Refrigerator Capacity	23.4 cu ft (663 L)
Shipping Weight	430 lbs (195 kg)
Annual Energy Usage	\$50 (415 kWh)

FEATURES

- 4 adjustable glass shelves
- High-humidity drawer with dividers
- 2 storage drawers with dividers
- Triple-pane, UV-resistant glass door
- High altitude glass available
- Air purification system

Accessories

Grilles

FINISHED HEIGHT	NUMBER	MSRP
Framed		
83" (2108) Classic Louvered	7003519	\$400
88" (2235) Classic Louvered	7003523	\$505
Overlay or Flush Inset		
83" (2108) Grille Frame	7003531	\$300
84" (2134) Grille Frame	7007136	\$270
88" (2235) Grille Frame	7003535	\$270
Stainless Steel		
83" (2108) Pro Louvered	7003543	\$430
84" (2134) Pro Louvered	7007132	\$495
88" (2235) Pro Louvered	7003547	\$545

Framed Application

DESCRIPTION	NUMBER	MSRP
Classic Louvered Insert*	7014850	\$185
Handle (1)		
Full-Length Standard	7014887	\$130
Full-Length Extended	7003462	\$130

*Slides into overlay grille, 84" (2134) finished height.

Accessories

Single Flush Inset – Stainless Steel

DESCRIPTION	NUMBER	MSRP
Grille*		
Solid SS Panel	7008869	\$270
Pro Louvered	7020158	\$375
Tubular Handle		
Door Panel RH	7030217	\$1,095
Door Panel LH	7030226	\$1,095
Pro Handle		
Door Panel RH	7008887	\$1,095
Door Panel LH	7008964	\$1,095

*84" (2134) finished height.

Dual Flush Inset – Stainless Steel

DESCRIPTION	NUMBER	MSRP
Dual Wide Grille*		
66" (1676) Solid SS Panel	7013367	\$505
72" (1829) Solid SS Panel	7008881	\$535
Tubular Handle		
Door Panel RH	7030227	\$1,095
Door Panel LH	7030228	\$1,095
Pro Handle		
Door Panel RH	7012229	\$1,095
Door Panel LH	7012230	\$1,095

*84" (2134) finished height. Solid SS panel requires dual installation kit 7012623 or 7004811.

Dual Installation Kit with Dual Wide Grille

DESCRIPTION	NUMBER	MSRP
Framed		
72" (1829) Classic Louvered	7004809	\$1,245
Overlay or Flush Inset		
66" (1676) Grille Frame	7012623	\$990
72" (1829) Grille Frame	7004811	\$1,035
Stainless Steel Flush Inset		
66" (1676) Pro Louvered	7020162	\$1,160
72" (1829) Pro Louvered	7020163	\$1,210
Stainless Steel		
66" (1676) Pro Louvered	7012624	\$1,305
72" (1829) Pro Louvered	7004813	\$1,340

For handle-to-handle installations only. Kit includes dual wide kickplate and dual wide grille for 84" (2134) finished height, center trim strip, heater and mounting hardware.

Dual Installation Kit

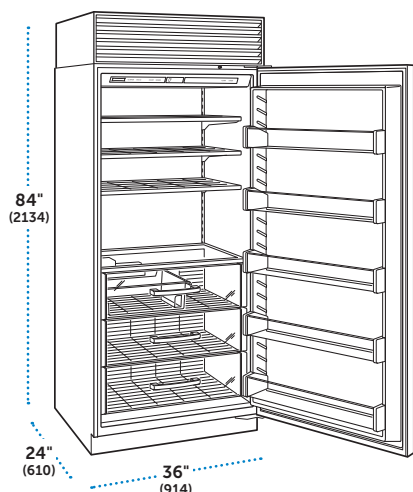
DESCRIPTION	NUMBER	MSRP
All Designs		
Dual Installation Kit	7003411	\$400

For handle-to-handle installations only. Kit includes center trim strip, heater and mounting hardware.

Miscellaneous

DESCRIPTION	NUMBER	MSRP
Replacement Cartridge		
Air Purification	7007067	\$55
Mounting Kits		
Custom Side Panel	7003407	\$120
Side Panels		
Stainless Steel (1)	7003408	\$825
White Enamel (1)	7003409	\$565
Kickplates		
Stainless Steel RH	7010371	\$45
Stainless Steel LH	7010372	\$45
Egg Container	7007506	\$30
90° Door Stop	7005865	N/C

Classic Series Refrigeration



36" All Freezer

MODEL	MSRP
BI-36F/O*	\$7,920
BI-36F/S/TH	\$9,375
BI-36F/S/PH	\$9,375

*Flush inset and framed design options are achieved by specifying an overlay model. Overlay models include a grille frame that accepts a classic louvered, solid stainless, pro louvered or custom panel insert.

SPECIFICATIONS

Overall Dimensions	36"W (914) x 84"H (2134) x 24"D (610)
Freezer Capacity	22.7 cu ft (643 L)
Shipping Weight	406 lbs (184 kg)
Annual Energy Usage	\$89 (738 kWh)

FEATURES

- 3 adjustable wire shelves
- 3 storage drawers
- 5 adjustable door shelves
- Automatic ice maker
- Water filtration system

Accessories

Grilles

FINISHED HEIGHT	NUMBER	MSRP
Framed		
83" (2108) Classic Louvered	7003519	\$400
88" (2235) Classic Louvered	7003523	\$505
Overlay or Flush Inset		
83" (2108) Grille Frame	7003531	\$300
84" (2134) Grille Frame	7007136	\$270
88" (2235) Grille Frame	7003535	\$270
Stainless Steel		
83" (2108) Pro Louvered	7003543	\$430
84" (2134) Pro Louvered	7007132	\$495
88" (2235) Pro Louvered	7003547	\$545

Framed Application

DESCRIPTION	NUMBER	MSRP
Classic Louvered Insert*	7014850	\$185
Handle (1)		
Full-Length Standard	7014887	\$130
Full-Length Extended	7003462	\$130
Door Panel		
Stainless Steel	7003455	\$565
White Enamel	7004439	\$510

*Slides into overlay grille, 84" (2134) finished height.

Classic Series Refrigeration

Accessories

Single Flush Inset – Stainless Steel

DESCRIPTION	NUMBER	MSRP
Grille*		
Solid SS Panel	7008869	\$270
Pro Louvered	7020158	\$375
Tubular Handle		
Door Panel	7030216	\$1,095
Pro Handle		
Door Panel	7008884	\$1,095

*84" (2134) finished height.

Dual Flush Inset – Stainless Steel

DESCRIPTION	NUMBER	MSRP
Dual Wide Grille*		
66" (1676) Solid SS Panel	7013367	\$505
72" (1829) Solid SS Panel	7008881	\$535
Tubular Handle		
Door Panel	7030215	\$1,095
Pro Handle		
Door Panel	7008853	\$1,095

*84" (2134) finished height. Solid SS panel requires dual installation kit 7012623 or 7004811.

Dual Installation Kit with Dual Wide Grille

DESCRIPTION	NUMBER	MSRP
Framed		
72" (1829) Classic Louvered	7004809	\$1,245
Overlay or Flush Inset		
66" (1676) Grille Frame	7012623	\$990
72" (1829) Grille Frame	7004811	\$1,035
Stainless Steel Flush Inset		
66" (1676) Pro Louvered	7020162	\$1,160
72" (1829) Pro Louvered	7020163	\$1,210
Stainless Steel		
66" (1676) Pro Louvered	7012624	\$1,305
72" (1829) Pro Louvered	7004813	\$1,340

For handle-to-handle installations only. Kit includes dual wide kickplate and dual wide grille for 84" (2134) finished height, center trim strip, heater and mounting hardware.

Dual Installation Kit

DESCRIPTION	NUMBER	MSRP
All Designs		
Dual Installation Kit	7003411	\$400

For handle-to-handle installations only. Kit includes center trim strip, heater and mounting hardware.

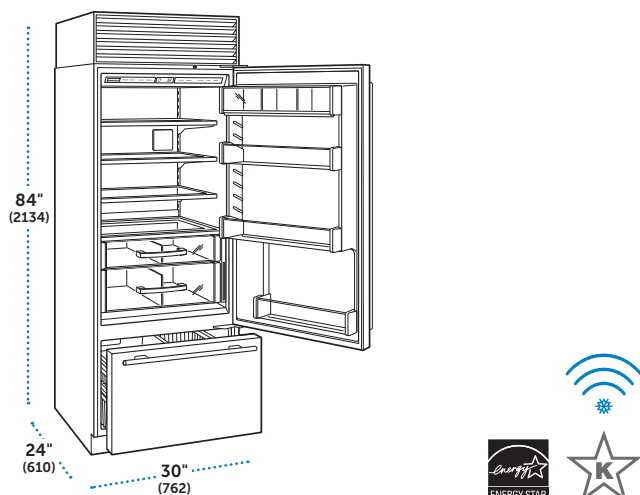
Water Filters

DESCRIPTION	NUMBER	MSRP
Replacement Filter		
Water Filter	4204490	\$55

Miscellaneous

DESCRIPTION	NUMBER	MSRP
Mounting Kits		
Custom Front Panel	7020607	\$245
Custom Side Panel	7003407	\$120
Side Panels		
Stainless Steel (1)	7003408	\$825
White Enamel (1)	7003409	\$565
Kickplates		
Stainless Steel RH	7010371	\$45
Stainless Steel LH	7010372	\$45
90° Door Stop	7005865	N/C

Classic Series Refrigeration



30" Over-and-Under

MODEL	MSRP
BI-30U/O*†	\$9,650
BI-30U/S/TH	\$11,315
BI-30U/S/PH	\$11,315

*Flush inset and framed design options are achieved by specifying an overlay model. Overlay models include a grille frame that accepts a classic louvered, solid stainless, pro louvered or custom panel insert.

†This model is not ENERGY STAR® certified.

SPECIFICATIONS

Overall Dimensions	30"W (762) x 84"H (2134) x 24"D (610)
Refrigerator Capacity	13.2 cu ft (374 L)
Freezer Capacity	4.2 cu ft (119 L)
Shipping Weight	462 lbs (210 kg)
Annual Energy Usage	BI-30U/O \$74 (613 kWh) BI-30U/S \$68 (560 kWh)

FEATURES

Refrigerator

- 3 adjustable glass shelves
- High-humidity drawer with divider
- Storage drawer with divider
- 2 adjustable and 1 stationary door shelves
- Adjustable dairy compartment
- Air purification system

Freezer

- Automatic ice maker
- Full-extension drawer with 2-tier wire baskets
- Water filtration system

Accessories

Grilles

FINISHED HEIGHT	NUMBER	MSRP
Framed		
83" (2108) Classic Louvered	7003518	\$375
88" (2235) Classic Louvered	7003522	\$485
Overlay or Flush Inset		
83" (2108) Grille Frame	7003530	\$290
84" (2134) Grille Frame	7007135	\$255
88" (2235) Grille Frame	7003534	\$255
Stainless Steel		
83" (2108) Pro Louvered	7003542	\$415
84" (2134) Pro Louvered	7007131	\$460
88" (2235) Pro Louvered	7003546	\$525

Framed Application

DESCRIPTION	NUMBER	MSRP
Classic Louvered Insert*	7014849	\$165
Handles (2)		
Full-Length Standard	7014888	\$185
Full-Length Extended	7003463	\$215
2-Panel Set		
Stainless Steel	7003456	\$590
White Enamel	7004440	\$460

*Slides into overlay grille, 84" (2134) finished height.

Retrofit Panel Kit

DESCRIPTION	NUMBER	MSRP
Framed	7005230	\$350
Overlay or Flush Inset	7003403	\$350

Retrofit existing 600 Series panels onto a new Classic Series model. Grille panel must be reduced in height by 1" (25).

Single Flush Inset Panels – Stainless Steel

DESCRIPTION	NUMBER	MSRP
Grille*		
Solid SS Panel	7008870	\$225
Pro Louvered	7020157	\$350
Tubular Handle		
Door Panel	7030231	\$805
Drawer Panel	7030245	\$420
Pro Handle		
Door Panel	7008890	\$805
Drawer Panel	7008893	\$420

*84" (2134) finished height.

Accessories

Dual Flush Inset Panels – Stainless Steel

DESCRIPTION	NUMBER	MSRP
Dual Wide Grille*		
60" (1524) Solid SS Panel	7008882	\$475
66" (1676) Solid SS Panel	7013367	\$505
Tubular Handle		
Door Panel	7030229	\$805
Drawer Panel RH	7030243	\$420
Drawer Panel LH	7030244	\$420
Pro Handle		
Door Panel	7008834	\$805
Drawer Panel RH	7008837	\$420
Drawer Panel LH	7008840	\$420

*84" (2134) finished height. Solid SS panel requires dual installation kit 7004810 or 7012623.

Dual Installation Kit with Dual Wide Grille

DESCRIPTION	NUMBER	MSRP
Framed		
60" (1524) Classic Louvered	7004808	\$1,195
Overlay or Flush Inset		
60" (1524) Grille Frame	7004810	\$965
66" (1676) Grille Frame	7012623	\$990
Stainless Steel Flush Inset		
60" (1524) Pro Louvered	7020161	\$1,135
66" (1676) Pro Louvered	7020162	\$1,160
Stainless Steel		
60" (1524) Pro Louvered	7004812	\$1,280
66" (1676) Pro Louvered	7012624	\$1,305

For handle-to-handle installations only. Kit includes dual wide kickplate and dual wide grille for 84" (2134) finished height, center trim strip, heater and mounting hardware.

Dual Installation Kit

DESCRIPTION	NUMBER	MSRP
All Designs		
Dual Installation Kit	7003411	\$400

For handle-to-handle installations only. Kit includes center trim strip, heater and mounting hardware.

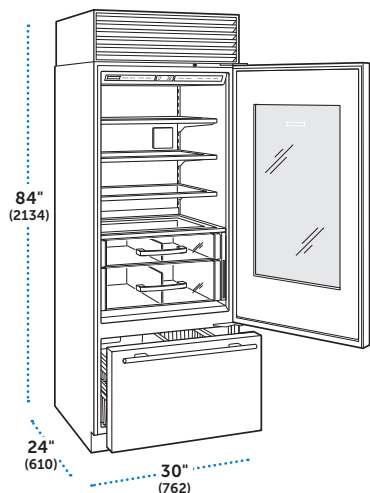
Filters and Cartridges

DESCRIPTION	NUMBER	MSRP
Replacement Filter		
Water Filter	4204490	\$55
Replacement Cartridge		
Air Purification	7007067	\$55

Miscellaneous

DESCRIPTION	NUMBER	MSRP
Mounting Kits		
Custom Front Panels	7020607	\$245
Custom Side Panel	7003407	\$120
Side Panels		
Stainless Steel (1)	7003408	\$825
White Enamel (1)	7003409	\$565
Stainless Steel Kickplate	7010396	\$45
Egg Container	7007506	\$30
90° Door Stop	7005865	N/C

Classic Series Refrigeration



30" Over-and-Under with Glass Door

MODEL	MSRP
BI-30UG/O*	\$10,795
BI-30UG/S/TH	\$12,175
BI-30UG/S/PH	\$12,175

*Flush inset and framed design options are achieved by specifying an overlay model. Overlay models include a grille frame that accepts a classic louvered, solid stainless, pro louvered or custom panel insert.

SPECIFICATIONS

Overall Dimensions	30"W (762) x 84"H (2134) x 24"D (610)
Refrigerator Capacity	13.1 cu ft (371 L)
Freezer Capacity	4.2 cu ft (119 L)
Shipping Weight	476 lbs (216 kg)
Annual Energy Usage	\$74 (612 kWh)

FEATURES

Refrigerator

- 3 adjustable glass shelves
- High-humidity drawer with divider
- Storage drawer with divider
- Triple-pane, UV-resistant glass door
- High altitude glass available
- Air purification system

Freezer

- Automatic ice maker
- Full-extension drawer with 2-tier wire baskets
- Water filtration system

Accessories

Grilles

FINISHED HEIGHT	NUMBER	MSRP
Framed		
83" (2108) Classic Louvered	7003518	\$375
88" (2235) Classic Louvered	7003522	\$485
Overlay or Flush Inset		
83" (2108) Grille Frame	7003530	\$290
84" (2134) Grille Frame	7007135	\$255
88" (2235) Grille Frame	7003534	\$255
Stainless Steel		
83" (2108) Pro Louvered	7003542	\$415
84" (2134) Pro Louvered	7007131	\$460
88" (2235) Pro Louvered	7003546	\$525

Framed Application

DESCRIPTION	NUMBER	MSRP
Classic Louvered Insert*	7014849	\$165
Handle (2)		
Full-Length Standard	7014888	\$185
Full-Length Extended	7003463	\$215

*Slides into overlay grille, 84" (2134) finished height.

Single Flush Inset Panels – Stainless Steel

DESCRIPTION	NUMBER	MSRP
Grille*		
Solid SS Panel	7008870	\$225
Pro Louvered	7020157	\$350
Tubular Handle		
Door Panel	7030232	\$805
Drawer Panel	7030245	\$420
Pro Handle		
Door Panel	7008896	\$805
Drawer Panel	7008893	\$420

*84" (2134) finished height.

Accessories

Dual Flush Inset Panels – Stainless Steel

DESCRIPTION	NUMBER	MSRP
Dual Wide Grille*		
60" (1524) Solid SS Panel	7008882	\$475
66" (1676) Solid SS Panel	7013367	\$505
Tubular Handle		
Door Panel	7030235	\$805
Drawer Panel RH	7030243	\$420
Drawer Panel LH	7030244	\$420
Pro Handle		
Door Panel	7012231	\$805
Drawer Panel RH	7008837	\$420
Drawer Panel LH	7008840	\$420

*84" (2134) finished height. Solid SS panel requires dual installation kit 7004810 or 7012623.

Dual Installation Kit with Dual Wide Grille

DESCRIPTION	NUMBER	MSRP
Framed		
60" (1524) Classic Louvered	7004808	\$1,195
Overlay or Flush Inset		
60" (1524) Grille Frame	7004810	\$965
66" (1676) Grille Frame	7012623	\$990
Stainless Steel Flush Inset		
60" (1524) Pro Louvered	7020161	\$1,135
66" (1676) Pro Louvered	7020162	\$1,160
Stainless Steel		
60" (1524) Pro Louvered	7004812	\$1,280
66" (1676) Pro Louvered	7012624	\$1,305

For handle-to-handle installations only. Kit includes dual wide kickplate and dual wide grille for 84" (2134) finished height, center trim strip, heater and mounting hardware.

Dual Installation Kit

DESCRIPTION	NUMBER	MSRP
All Designs		
Dual Installation Kit	7003411	\$400

For handle-to-handle installations only. Kit includes center trim strip, heater and mounting hardware.

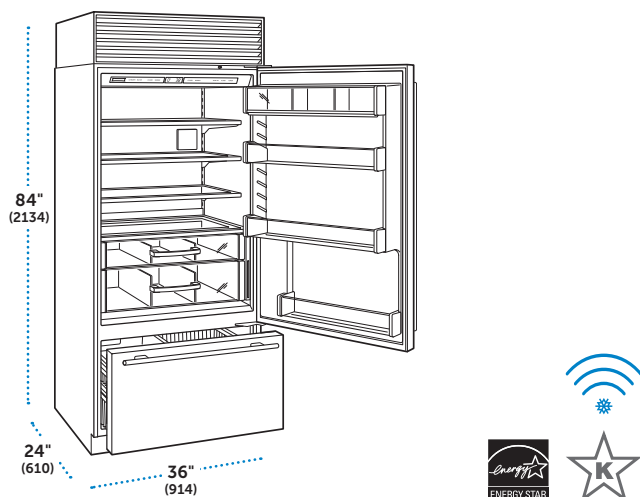
Filters and Cartridges

DESCRIPTION	NUMBER	MSRP
Replacement Filter		
Water Filter	4204490	\$55
Replacement Cartridge		
Air Purification	7007067	\$55

Miscellaneous

DESCRIPTION	NUMBER	MSRP
Mounting Kits		
Custom Side Panel	7003407	\$120
Side Panels		
Stainless Steel (1)	7003408	\$825
White Enamel (1)	7003409	\$565
Stainless Steel Kickplate	7010396	\$45
Egg Container	7007506	\$30
90° Door Stop	7005865	N/C

Classic Series Refrigeration



36" Over-and-Under

MODEL	MSRP
BI-36U/O*†	\$10,055
BI-36U/S/TH	\$11,835
BI-36U/S/PH	\$11,835

*Flush inset and framed design options are achieved by specifying an overlay model. Overlay models include a grille frame that accepts a classic louvered, solid stainless, pro louvered or custom panel insert.

†This model is not ENERGY STAR® certified.

SPECIFICATIONS

Overall Dimensions	36"W (914) x 84"H (2134) x 24"D (610)
Refrigerator Capacity	16.4 cu ft (464 L)
Freezer Capacity	5.3 cu ft (150 L)
Shipping Weight	515 lbs (234 kg)
Annual Energy Usage	\$73 (602 kWh)

FEATURES

Refrigerator

- 3 adjustable glass shelves
- High-humidity drawer with dividers
- Storage drawer with dividers
- 2 adjustable and 1 stationary door shelves
- Adjustable dairy compartment
- Air purification system

Freezer

- Automatic ice maker
- Full-extension drawer with 2-tier wire baskets
- Water filtration system

Accessories

Grilles

FINISHED HEIGHT	NUMBER	MSRP
Framed		
83" (2108) Classic Louvered	7003519	\$400
88" (2235) Classic Louvered	7003523	\$505
Overlay or Flush Inset		
83" (2108) Grille Frame	7003531	\$300
84" (2134) Grille Frame	7007136	\$270
88" (2235) Grille Frame	7003535	\$270
Stainless Steel		
83" (2108) Pro Louvered	7003543	\$430
84" (2134) Pro Louvered	7007132	\$495
88" (2235) Pro Louvered	7003547	\$545

Framed Application

DESCRIPTION	NUMBER	MSRP
Classic Louvered Insert*	7014850	\$185
Handle (2)		
Full-Length Standard	7014889	\$185
Full-Length Extended	7003464	\$215
2-Panel Set		
Stainless Steel	7003457	\$600
White Enamel	7004441	\$525

*Slides into overlay grille, 84" (2134) finished height.

Retrofit Panel Kit

DESCRIPTION	NUMBER	MSRP
Framed	7005229	\$360
Overlay or Flush Inset	7003402	\$360

Retrofit existing 600 Series panels onto a new Classic Series model. Grille panel must be reduced in height by 1" (25).

Single Flush Inset Panels – Stainless Steel

DESCRIPTION	NUMBER	MSRP
Grille*		
Solid SS Panel	7008869	\$270
Pro Louvered	7020158	\$375
Tubular Handle		
Door Panel	7030233	\$835
Drawer Panel	7029743	\$450
Pro Handle		
Door Panel	7008899	\$835
Drawer Panel	7008902	\$450

*84" (2134) finished height.

Accessories

Dual Flush Inset Panels – Stainless Steel

DESCRIPTION	NUMBER	MSRP
Dual Wide Grille*		
66" (1676) Solid SS Panel	7013367	\$505
72" (1829) Solid SS Panel	7008881	\$535
Tubular Handle		
Door Panel	7030230	\$835
Drawer Panel RH	7030240	\$450
Drawer Panel LH	7030241	\$450
Pro Handle		
Door Panel	7008843	\$835
Drawer Panel RH	7008846	\$450
Drawer Panel LH	7008849	\$450

*84" (2134) finished height. Solid SS panel requires dual installation kit 7012623 or 7004811.

Dual Installation Kit with Dual Wide Grille

DESCRIPTION	NUMBER	MSRP
Framed		
72" (1829) Classic Louvered	7004809	\$1,245
Overlay or Flush Inset		
66" (1676) Grille Frame	7012623	\$990
72" (1829) Grille Frame	7004811	\$1,035
Stainless Steel Flush Inset		
66" (1676) Pro Louvered	7020162	\$1,160
72" (1829) Pro Louvered	7020163	\$1,210
Stainless Steel		
66" (1676) Pro Louvered	7012624	\$1,305
72" (1829) Pro Louvered	7004813	\$1,340

For handle-to-handle installations only. Kit includes dual wide kickplate and dual wide grille for 84" (2134) finished height, center trim strip, heater and mounting hardware.

Dual Installation Kit

DESCRIPTION	NUMBER	MSRP
All Designs		
Dual Installation Kit	7003411	\$400

For handle-to-handle installations only. Kit includes center trim strip, heater and mounting hardware.

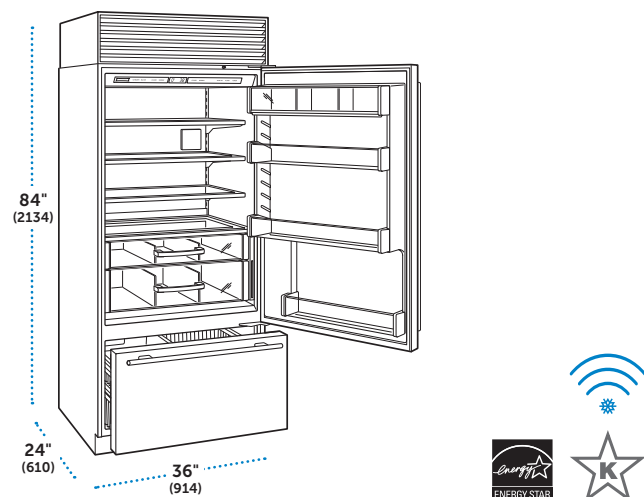
Filters and Cartridges

DESCRIPTION	NUMBER	MSRP
Replacement Filter		
Water Filter	4204490	\$55
Replacement Cartridge		
Air Purification	7007067	\$55

Miscellaneous

DESCRIPTION	NUMBER	MSRP
Mounting Kits		
Custom Front Panels	7020607	\$245
Custom Side Panel	7003407	\$120
Side Panels		
Stainless Steel (1)	7003408	\$825
White Enamel (1)	7003409	\$565
Stainless Steel Kickplate	7010397	\$45
Egg Container	7007506	\$30
90° Door Stop	7005865	N/C

Classic Series Refrigeration



36" Over-and-Under with Internal Dispenser

MODEL	MSRP
BI-36UID/O**	\$10,455
BI-36UID/S/TH	\$12,235
BI-36UID/S/PH	\$12,235

*Flush inset and framed design options are achieved by specifying an overlay model. Overlay models include a grille frame that accepts a classic louvered, solid stainless, pro louvered or custom panel insert.

†This model is not ENERGY STAR® certified.

SPECIFICATIONS

Overall Dimensions	36"W (914) x 84"H (2134) x 24"D (610)
Refrigerator Capacity	16.4 cu ft (464 L)
Freezer Capacity	5.3 cu ft (150 L)
Shipping Weight	515 lbs (234 kg)
Annual Energy Usage	\$73 (602 kWh)

FEATURES

Refrigerator

- Internal water dispenser
- 3 adjustable glass shelves
- High-humidity drawer with dividers
- Storage drawer with dividers
- 2 adjustable and 1 stationary door shelves
- Adjustable dairy compartment
- Air purification system

Freezer

- Automatic ice maker
- Full-extension drawer with 2-tier wire baskets
- Water filtration system

Accessories

Grilles

FINISHED HEIGHT	NUMBER	MSRP
Framed		
83" (2108) Classic Louvered	7003519	\$400
88" (2235) Classic Louvered	7003523	\$505
Overlay or Flush Inset		
83" (2108) Grille Frame	7003531	\$300
84" (2134) Grille Frame	7007136	\$270
88" (2235) Grille Frame	7003535	\$270
Stainless Steel		
83" (2108) Pro Louvered	7003543	\$430
84" (2134) Pro Louvered	7007132	\$495
88" (2235) Pro Louvered	7003547	\$545

Framed Application

DESCRIPTION	NUMBER	MSRP
Classic Louvered Insert*	7014850	\$185
Handle (2)		
Full-Length Standard	7014889	\$185
Full-Length Extended	7003464	\$215
2-Panel Set		
Stainless Steel	7003457	\$600
White Enamel	7004441	\$525

*Slides into overlay grille, 84" (2134) finished height.

Retrofit Panel Kit

DESCRIPTION	NUMBER	MSRP
Framed	7005229	\$360
Overlay or Flush Inset	7003402	\$360

Retrofit existing 600 Series panels onto a new Classic Series model. Grille panel must be reduced in height by 1" (25).

Single Flush Inset Panels – Stainless Steel

DESCRIPTION	NUMBER	MSRP
Grille*		
Solid SS Panel	7008869	\$270
Pro Louvered	7020158	\$375
Tubular Handle		
Door Panel	7030233	\$835
Drawer Panel	7029743	\$450
Pro Handle		
Door Panel	7008899	\$835
Drawer Panel	7008902	\$450

*84" (2134) finished height.

Accessories

Dual Flush Inset Panels – Stainless Steel

DESCRIPTION	NUMBER	MSRP
Dual Wide Grille*		
66" (1676) Solid SS Panel	7013367	\$505
72" (1829) Solid SS Panel	7008881	\$535
Tubular Handle		
Door Panel	7030230	\$835
Drawer Panel RH	7030240	\$450
Drawer Panel LH	7030241	\$450
Pro Handle		
Door Panel	7008843	\$835
Drawer Panel RH	7008846	\$450
Drawer Panel LH	7008849	\$450

*84" (2134) finished height. Solid SS panel requires dual installation kit 7012623 or 7004811.

Dual Installation Kit with Dual Wide Grille

DESCRIPTION	NUMBER	MSRP
Framed		
72" (1829) Classic Louvered	7004809	\$1,245
Overlay or Flush Inset		
66" (1676) Grille Frame	7012623	\$990
72" (1829) Grille Frame	7004811	\$1,035
Stainless Steel Flush Inset		
66" (1676) Pro Louvered	7020162	\$1,160
72" (1829) Pro Louvered	7020163	\$1,210
Stainless Steel		
66" (1676) Pro Louvered	7012624	\$1,305
72" (1829) Pro Louvered	7004813	\$1,340

For handle-to-handle installations only. Kit includes dual wide kickplate and dual wide grille for 84" (2134) finished height, center trim strip, heater and mounting hardware.

Dual Installation Kit

DESCRIPTION	NUMBER	MSRP
All Designs		
Dual Installation Kit	7003411	\$400

For handle-to-handle installations only. Kit includes center trim strip, heater and mounting hardware.

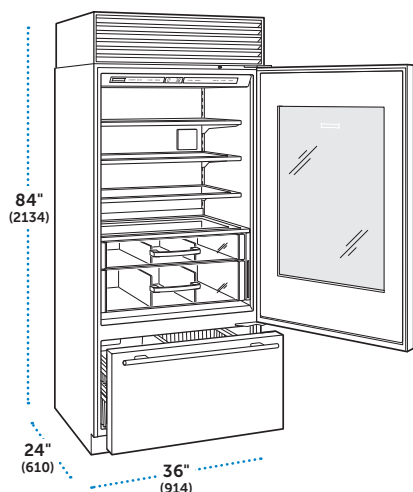
Filters and Cartridges

DESCRIPTION	NUMBER	MSRP
Replacement Filter		
Water Filter	4204490	\$55
Replacement Cartridge		
Air Purification	7007067	\$55

Miscellaneous

DESCRIPTION	NUMBER	MSRP
Mounting Kits		
Custom Front Panels	7020607	\$245
Custom Side Panel	7003407	\$120
Side Panels		
Stainless Steel (1)	7003408	\$825
White Enamel (1)	7003409	\$565
Stainless Steel Kickplate	7010397	\$45
Egg Container	7007506	\$30
90° Door Stop	7005865	N/C

Classic Series Refrigeration



36" Over-and-Under with Glass Door

MODEL	MSRP
BI-36UG/O*	\$11,200
BI-36UG/S/TH	\$12,695
BI-36UG/S/PH	\$12,695

*Flush inset and framed design options are achieved by specifying an overlay model. Overlay models include a grille frame that accepts a classic louvered, solid stainless, pro louvered or custom panel insert.

SPECIFICATIONS

Overall Dimensions	36"W (914) x 84"H (2134) x 24"D (610)
Refrigerator Capacity	16.3 cu ft (462 L)
Freezer Capacity	5.3 cu ft (150 L)
Shipping Weight	529 lbs (240 kg)
Annual Energy Usage	\$80 (659 kWh)

FEATURES

Refrigerator

- 3 adjustable glass shelves
- High-humidity drawer with dividers
- Storage drawer with dividers
- Triple-pane, UV-resistant glass door
- High altitude glass available
- Air purification system

Freezer

- Automatic ice maker
- Full-extension drawer with 2-tier wire baskets
- Water filtration system

Accessories

Grilles

FINISHED HEIGHT	NUMBER	MSRP
Framed		
83" (2108) Classic Louvered	7003519	\$400
88" (2235) Classic Louvered	7003523	\$505
Overlay or Flush Inset		
83" (2108) Grille Frame	7003531	\$300
84" (2134) Grille Frame	7007136	\$270
88" (2235) Grille Frame	7003535	\$270
Stainless Steel		
83" (2108) Pro Louvered	7003543	\$430
84" (2134) Pro Louvered	7007132	\$495
88" (2235) Pro Louvered	7003547	\$545

Framed Application

DESCRIPTION	NUMBER	MSRP
Classic Louvered Insert*	7014850	\$185
Handle (2)		
Full-Length Standard	7014889	\$185
Full-Length Extended	7003464	\$215

*Slides into overlay grille, 84" (2134) finished height.

Single Flush Inset Panels – Stainless Steel

DESCRIPTION	NUMBER	MSRP
Grille*		
Solid SS Panel	7008869	\$270
Pro Louvered	7020158	\$375
Tubular Handle		
Door Panel	7030234	\$835
Drawer Panel	7029743	\$450
Pro Handle		
Door Panel	7008905	\$835
Drawer Panel	7008902	\$450

*84" (2134) finished height.

Accessories

Dual Flush Inset Panels – Stainless Steel

DESCRIPTION	NUMBER	MSRP
Dual Wide Grille*		
66" (1676) Solid SS Panel	7013367	\$505
72" (1829) Solid SS Panel	7008881	\$535
Tubular Handle		
Door Panel	7030236	\$835
Drawer Panel RH	7030240	\$450
Drawer Panel LH	7030241	\$450
Pro Handle		
Door Panel	7012232	\$835
Drawer Panel RH	7008846	\$450
Drawer Panel LH	7008849	\$450

*84" (2134) finished height. Solid SS panel requires dual installation kit 7012623 or 7004811.

Dual Installation Kit with Dual Wide Grille

DESCRIPTION	NUMBER	MSRP
Framed		
72" (1829) Classic Louvered	7004809	\$1,245
Overlay or Flush Inset		
66" (1676) Grille Frame	7012623	\$990
72" (1829) Grille Frame	7004811	\$1,035
Stainless Steel Flush Inset		
66" (1676) Pro Louvered	7020162	\$1,160
72" (1829) Pro Louvered	7020163	\$1,210
Stainless Steel		
66" (1676) Pro Louvered	7012624	\$1,305
72" (1829) Pro Louvered	7004813	\$1,340

For handle-to-handle installations only. Kit includes dual wide kickplate and dual wide grille for 84" (2134) finished height, center trim strip, heater and mounting hardware.

Dual Installation Kit

DESCRIPTION	NUMBER	MSRP
All Designs		
Dual Installation Kit	7003411	\$400

For handle-to-handle installations only. Kit includes center trim strip, heater and mounting hardware.

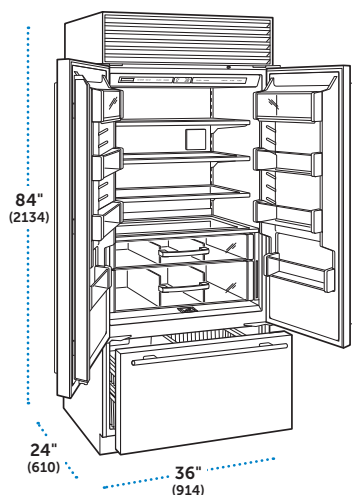
Filters and Cartridges

DESCRIPTION	NUMBER	MSRP
Replacement Filter		
Water Filter	4204490	\$55
Replacement Cartridge		
Air Purification	7007067	\$55

Miscellaneous

DESCRIPTION	NUMBER	MSRP
Mounting Kits		
Custom Side Panel	7003407	\$120
Side Panels		
Stainless Steel (1)	7003408	\$825
White Enamel (1)	7003409	\$565
Stainless Steel Kickplate	7010397	\$45
Egg Container	7007506	\$30
90° Door Stop	7005865	N/C

Classic Series Refrigeration



36" Over-and-Under with French Door

MODEL	MSRP
BI-36UFD/O*	\$10,555
BI-36UFD/S/TH	\$12,335
BI-36UFD/S/PH	\$12,335

*Flush inset and framed design options are achieved by specifying an overlay model. Overlay models include a grille frame that accepts a classic louvered, solid stainless, pro louvered or custom panel insert.

SPECIFICATIONS

Overall Dimensions	36"W (914) x 84"H (2134) x 24"D (610)
Refrigerator Capacity	15.7 cu ft (446 L)
Freezer Capacity	5.3 cu ft (150 L)
Shipping Weight	529 lbs (240 kg)
Annual Energy Usage	\$79 (654 kWh)

FEATURES

Refrigerator

- 3 adjustable glass shelves
- High-humidity drawer with dividers
- Storage drawer with dividers
- 4 adjustable and 2 stationary door shelves
- 2 adjustable dairy compartments
- Air purification system

Freezer

- Automatic ice maker
- Full-extension drawer with 2-tier wire baskets
- Water filtration system

Accessories

Grilles

FINISHED HEIGHT	NUMBER	MSRP
Framed		
83" (2108) Classic Louvered	7003519	\$400
88" (2235) Classic Louvered	7003523	\$505
Overlay or Flush Inset		
83" (2108) Grille Frame	7003531	\$300
84" (2134) Grille Frame	7007136	\$270
88" (2235) Grille Frame	7003535	\$270
Stainless Steel		
83" (2108) Pro Louvered	7003543	\$430
84" (2134) Pro Louvered	7007132	\$495
88" (2235) Pro Louvered	7003547	\$545

Framed Application

DESCRIPTION	NUMBER	MSRP
Classic Louvered Insert*	7014850	\$185
Handles (3)		
Full-Length Standard	7023375	\$245
Full-Length Extended	7023376	\$270
3-Panel Set		
Stainless Steel	7023377	\$600
White Enamel	7023378	\$525

*Slides into overlay grille, 84" (2134) finished height.

Accessories

Flush Inset Panels – Stainless Steel

DESCRIPTION	NUMBER	MSRP
Grille*		
Solid SS Panel	7008869	\$270
Pro Louvered	7020158	\$375
Tubular Handle		
Refrigerator Door Panel**	7029742	\$835
Freezer Drawer Panel	7029743	\$450
Pro Handle		
Refrigerator Door Panel**	7023380	\$835
Freezer Drawer Panel	7008902	\$450

*84" (2134) finished height.

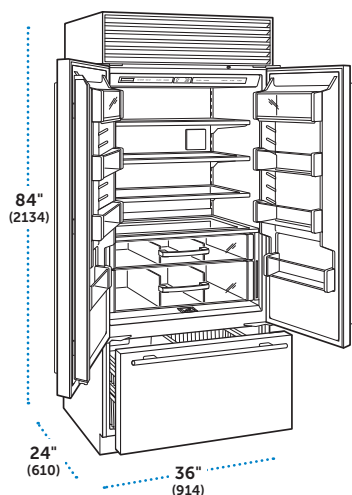
**Must order quantity two.

Filters and Cartridges

DESCRIPTION	NUMBER	MSRP
Replacement Filter		
Water Filter	4204490	\$55
Replacement Cartridge		
Air Purification	7007067	\$55

Miscellaneous

DESCRIPTION	NUMBER	MSRP
Mounting Kits		
Custom Front Panels	7020607	\$245
Custom Side Panel	7003407	\$120
Side Panels		
Stainless Steel (1)	7003408	\$825
White Enamel (1)	7003409	\$565
Stainless Steel Kickplate	7010397	\$45
Egg Container	7007506	\$30
90° Door Stop	7005865	N/C



36" Over-and-Under with French Door and Internal Dispenser

MODEL	MSRP
BI-36UFDID/O*	\$10,955
BI-36UFDID/S/TH	\$12,735
BI-36UFDID/S/PH	\$12,735

*Flush inset and framed design options are achieved by specifying an overlay model. Overlay models include a grille frame that accepts a classic louvered, solid stainless, pro louvered or custom panel insert.

SPECIFICATIONS

Overall Dimensions	36"W (914) x 84"H (2134) x 24"D (610)
Refrigerator Capacity	15.7 cu ft (446 L)
Freezer Capacity	5.3 cu ft (150 L)
Shipping Weight	529 lbs (240 kg)
Annual Energy Usage	\$79 (654 kWh)

FEATURES

Refrigerator

- Internal water dispenser
- 3 adjustable glass shelves
- High-humidity drawer with dividers
- Storage drawer with dividers
- 4 adjustable and 2 stationary door shelves
- 2 adjustable dairy compartments
- Air purification system

Freezer

- Automatic ice maker
- Full-extension drawer with 2-tier wire baskets
- Water filtration system

Accessories

Grilles

FINISHED HEIGHT	NUMBER	MSRP
Framed		
83" (2108) Classic Louvered	7003519	\$400
88" (2235) Classic Louvered	7003523	\$505
Overlay or Flush Inset		
83" (2108) Grille Frame	7003531	\$300
84" (2134) Grille Frame	7007136	\$270
88" (2235) Grille Frame	7003535	\$270
Stainless Steel		
83" (2108) Pro Louvered	7003543	\$430
84" (2134) Pro Louvered	7007132	\$495
88" (2235) Pro Louvered	7003547	\$545

Framed Application

DESCRIPTION	NUMBER	MSRP
Classic Louvered Insert*	7014850	\$185
Handles (3)		
Full-Length Standard	7023375	\$245
Full-Length Extended	7023376	\$270
3-Panel Set		
Stainless Steel	7023377	\$600
White Enamel	7023378	\$525

*Slides into overlay grille, 84" (2134) finished height.

Accessories

Flush Inset Panels – Stainless Steel

DESCRIPTION	NUMBER	MSRP
Grille*		
Solid SS Panel	7008869	\$270
Pro Louvered	7020158	\$375
Tubular Handle		
Refrigerator Door Panel**	7029742	\$835
Freezer Drawer Panel	7029743	\$450
Pro Handle		
Refrigerator Door Panel**	7023380	\$835
Freezer Drawer Panel	7008902	\$450

*84" (2134) finished height.

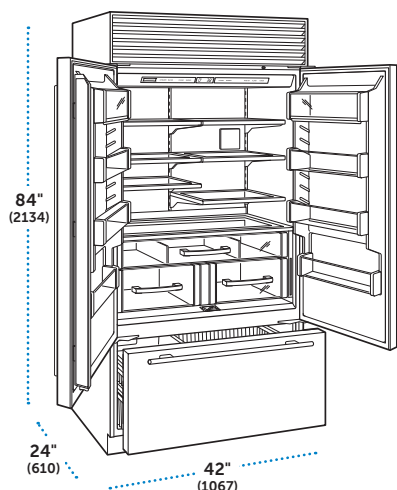
**Must order quantity two.

Filters and Cartridges

DESCRIPTION	NUMBER	MSRP
Replacement Filter		
Water Filter	4204490	\$55
Replacement Cartridge		
Air Purification	7007067	\$55

Miscellaneous

DESCRIPTION	NUMBER	MSRP
Mounting Kits		
Custom Front Panels	7020607	\$245
Custom Side Panel	7003407	\$120
Side Panels		
Stainless Steel (1)	7003408	\$825
White Enamel (1)	7003409	\$565
Stainless Steel Kickplate	7010397	\$45
Egg Container	7007506	\$30
90° Door Stop	7005865	N/C



42" Over-and-Under with French Door

MODEL	MSRP
BI-42UFD/O*	\$11,190
BI-42UFD/S/TH	\$13,080
BI-42UFD/S/PH	\$13,080

*Flush inset and framed design options are achieved by specifying an overlay model. Overlay models include a grille frame that accepts a classic louvered, solid stainless, pro louvered or custom panel insert.

SPECIFICATIONS

Overall Dimensions	42"W (1067) x 84"H (2134) x 24"D (610)
Refrigerator Capacity	17.9 cu ft (507 L)
Freezer Capacity	6.3 cu ft (178 L)
Shipping Weight	582 lbs (264 kg)
Annual Energy Usage	\$84 (693 kWh)

FEATURES

Refrigerator

- 6 adjustable glass shelves
- High-humidity drawer with dividers
- 2 storage drawers
- 4 adjustable and 2 stationary door shelves
- 2 adjustable dairy compartments
- Air purification system

Freezer

- Automatic ice maker
- Full-extension drawer with 2-tier wire baskets
- Water filtration system

Accessories

Grilles

FINISHED HEIGHT	NUMBER	MSRP
Framed		
83" (2108) Classic Louvered	7003520	\$415
88" (2235) Classic Louvered	7003524	\$525
Overlay or Flush Inset		
83" (2108) Grille Frame	7003532	\$310
84" (2134) Grille Frame	7007137	\$290
88" (2235) Grille Frame	7003536	\$290
Stainless Steel		
83" (2108) Pro Louvered	7003544	\$450
84" (2134) Pro Louvered	7007133	\$510
88" (2235) Pro Louvered	7003548	\$580

Framed Application

DESCRIPTION	NUMBER	MSRP
Classic Louvered Insert*	7014851	\$215
Handles (3)		
Full-Length Standard	7027154	\$270
Full-Length Extended	7027155	\$325
3-Panel Set		
Stainless Steel	7027158	\$715
White Enamel	7027159	\$630

*Slides into overlay grille, 84" (2134) finished height.

Accessories

Flush Inset Panels – Stainless Steel

DESCRIPTION	NUMBER	MSRP
Grille*		
Solid SS Panel	7008871	\$310
Pro Louvered	7020159	\$400
Tubular Handle		
Refrigerator Door Panel**	7030238	\$870
Freezer Drawer Panel	7030242	\$490
Pro Handle		
Refrigerator Door Panel**	7027169	\$870
Freezer Drawer Panel	7027170	\$490

*84" (2134) finished height.

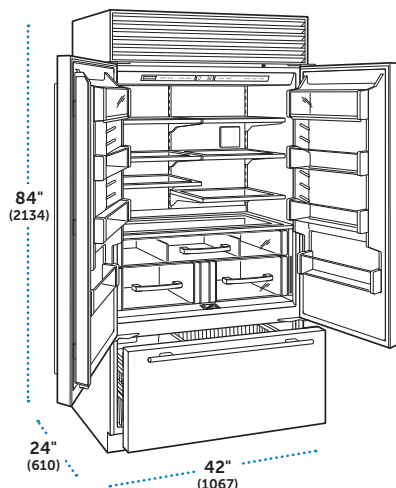
**Must order quantity two.

Filters and Cartridges

DESCRIPTION	NUMBER	MSRP
Replacement Filter		
Water Filter	4204490	\$55
Replacement Cartridge		
Air Purification	7007067	\$55

Miscellaneous

DESCRIPTION	NUMBER	MSRP
Mounting Kits		
Custom Front Panels	7020607	\$245
Custom Side Panel	7003407	\$120
Side Panels		
Stainless Steel (1)	7003408	\$825
White Enamel (1)	7003409	\$565
Stainless Steel Kickplate	7011039	\$45
Egg Container	7007506	\$30
90° Door Stop	7005865	N/C



42" Over-and-Under with French Door and Internal Dispenser

MODEL	MSRP
BI-42UFDID/O*	\$11,590
BI-42UFDID/S/TH	\$13,480
BI-42UFDID/S/PH	\$13,480

*Flush inset and framed design options are achieved by specifying an overlay model. Overlay models include a grille frame that accepts a classic louvered, solid stainless, pro louvered or custom panel insert.

SPECIFICATIONS

Overall Dimensions	42"W (1067) x 84"H (2134) x 24"D (610)
Refrigerator Capacity	17.9 cu ft (507 L)
Freezer Capacity	6.3 cu ft (178 L)
Shipping Weight	582 lbs (264 kg)
Annual Energy Usage	\$84 (693 kWh)

FEATURES

Refrigerator

- Internal water dispenser
- 6 adjustable glass shelves
- High-humidity drawer with dividers
- 2 storage drawers
- 4 adjustable and 2 stationary door shelves
- 2 adjustable dairy compartments
- Air purification system

Freezer

- Automatic ice maker
- Full-extension drawer with 2-tier wire baskets
- Water filtration system

Accessories

Grilles

FINISHED HEIGHT	NUMBER	MSRP
Framed		
83" (2108) Classic Louvered	7003520	\$415
88" (2235) Classic Louvered	7003524	\$525
Overlay or Flush Inset		
83" (2108) Grille Frame	7003532	\$310
84" (2134) Grille Frame	7007137	\$290
88" (2235) Grille Frame	7003536	\$290
Stainless Steel		
83" (2108) Pro Louvered	7003544	\$450
84" (2134) Pro Louvered	7007133	\$510
88" (2235) Pro Louvered	7003548	\$580

Framed Application

DESCRIPTION	NUMBER	MSRP
Classic Louvered Insert*	7014851	\$215
Handles (3)		
Full-Length Standard	7027154	\$270
Full-Length Extended	7027155	\$325
3-Panel Set		
Stainless Steel	7027158	\$715
White Enamel	7027159	\$630

*Slides into overlay grille, 84" (2134) finished height.

Accessories

Flush Inset Panels – Stainless Steel

DESCRIPTION	NUMBER	MSRP
Grille*		
Solid SS Panel	7008871	\$310
Pro Louvered	7020159	\$400
Tubular Handle		
Refrigerator Door Panel**	7030238	\$870
Freezer Drawer Panel	7030242	\$490
Pro Handle		
Refrigerator Door Panel**	7027169	\$870
Freezer Drawer Panel	7027170	\$490

*84" (2134) finished height.

**Must order quantity two.

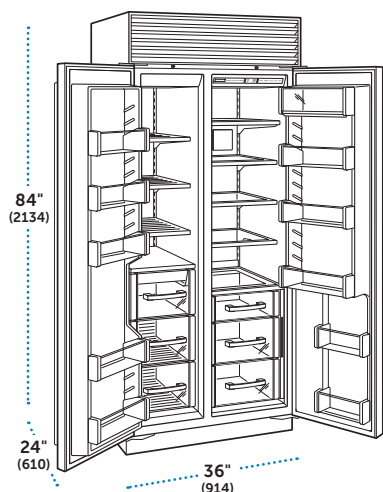
Filters and Cartridges

DESCRIPTION	NUMBER	MSRP
Replacement Filter		
Water Filter	4204490	\$55
Replacement Cartridge		
Air Purification	7007067	\$55

Miscellaneous

DESCRIPTION	NUMBER	MSRP
Mounting Kits		
Custom Front Panels	7020607	\$245
Custom Side Panel	7003407	\$120
Side Panels		
Stainless Steel (1)	7003408	\$825
White Enamel (1)	7003409	\$565
Stainless Steel Kickplate	7011039	\$45
Egg Container	7007506	\$30
90° Door Stop	7005865	N/C

Classic Series Refrigeration



36" Side-by-Side

MODEL	MSRP
BI-36S/O*	\$9,745
BI-36S/S/TH	\$11,525
BI-36S/S/PH	\$11,525

*Flush inset and framed design options are achieved by specifying an overlay model. Overlay models include a grille frame that accepts a classic louvered, solid stainless, pro louvered or custom panel insert.

SPECIFICATIONS

Overall Dimensions	36"W (914) x 84"H (2134) x 24"D (610)
Refrigerator Capacity	12.4 cu ft (351 L)
Freezer Capacity	8.2 cu ft (232 L)
Shipping Weight	538 lbs (244 kg)
Annual Energy Usage	\$86 (715 kWh)

FEATURES

Refrigerator

- 4 adjustable glass shelves
- High-humidity drawer
- 2 storage drawers
- 3 adjustable and 2 stationary door shelves
- Adjustable dairy compartment
- Air purification system

Freezer

- Automatic ice maker
- 3 adjustable wire shelves
- 3 storage drawers
- 5 adjustable door shelves
- Water filtration system

Accessories

Grilles

FINISHED HEIGHT	NUMBER	MSRP
Framed		
83" (2108) Classic Louvered	7003519	\$400
88" (2235) Classic Louvered	7003523	\$505
Overlay or Flush Inset		
83" (2108) Grille Frame	7003531	\$300
84" (2134) Grille Frame	7007136	\$270
88" (2235) Grille Frame	7003535	\$270
Stainless Steel		
83" (2108) Pro Louvered	7003543	\$430
84" (2134) Pro Louvered	7007132	\$495
88" (2235) Pro Louvered	7003547	\$545

Framed Application

DESCRIPTION	NUMBER	MSRP
Classic Louvered Insert*	7014850	\$185
Handles (2)		
Full-Length Standard	7014890	\$185
Full-Length Extended	7003465	\$215
2-Panel Set		
Stainless Steel	7003458	\$600
White Enamel	7004442	\$510

*Slides into overlay grille, 84" (2134) finished height.

Classic Series Refrigeration

Accessories

Flush Inset Panels – Stainless Steel

DESCRIPTION	NUMBER	MSRP
Grille*		
Solid SS Panel	7008869	\$270
Pro Louvered	7020158	\$375
Tubular Handle		
Refrigerator Door Panel	7030218	\$835
Freezer Door Panel	7030219	\$745
Pro Handle		
Refrigerator Door Panel	7008908	\$835
Freezer Door Panel	7008911	\$745

*84" (2134) finished height.

Retrofit Panel Kit

DESCRIPTION	NUMBER	MSRP
Framed	7005228	\$410
Overlay or Flush Inset	7011531	\$410

Retrofit existing 600 Series panels onto a new Classic Series model.
Grille panel must be reduced in height by 1" (25).

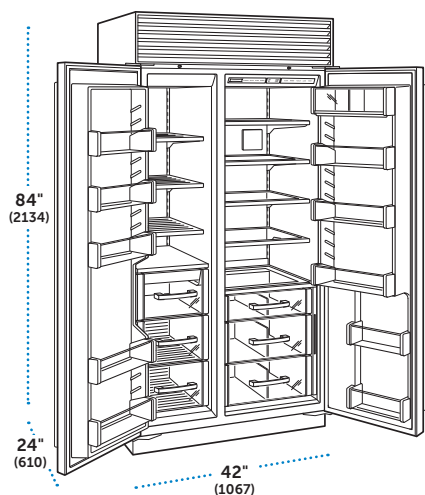
Filters and Cartridges

DESCRIPTION	NUMBER	MSRP
Replacement Filter		
Water Filter	4204490	\$55
Replacement Cartridge		
Air Purification	7007067	\$55

Miscellaneous

DESCRIPTION	NUMBER	MSRP
Mounting Kits		
Custom Front Panels	7020607	\$245
Custom Side Panel	7003407	\$120
Side Panels		
Stainless Steel (1)	7003408	\$825
White Enamel (1)	7003409	\$565
Stainless Steel Kickplate	7007266	\$45
Egg Container	7007506	\$30
90° Door Stop	7005865	N/C

Classic Series Refrigeration



42" Side-by-Side

MODEL	MSRP
BI-42S/O*†	\$10,380
BI-42S/S/TH	\$12,270
BI-42S/S/PH	\$12,270

*Flush inset and framed design options are achieved by specifying an overlay model. Overlay models include a grille frame that accepts a classic louvered, solid stainless, pro louvered or custom panel insert.

†This model is not ENERGY STAR® certified.

SPECIFICATIONS

Overall Dimensions	42"W (1067) x 84"H (2134) x 24"D (610)
Refrigerator Capacity	16.3 cu ft (462 L)
Freezer Capacity	8.0 cu ft (227 L)
Shipping Weight	582 lbs (264 kg)
Annual Energy Usage	
BI-42S/O	\$91 (752 kWh)
BI-42S/S/TH(PH)	\$83 (685 kWh)

FEATURES

Refrigerator

- 4 adjustable glass shelves
- High-humidity drawer with divider
- 2 storage drawers with divider
- 3 adjustable and 2 stationary door shelves
- Adjustable dairy compartment
- Air purification system

Freezer

- Automatic ice maker
- 3 adjustable wire shelves
- 3 storage drawers
- 5 adjustable door shelves
- Water filtration system

Accessories

Grilles

FINISHED HEIGHT	NUMBER	MSRP
Framed		
83" (2108) Classic Louvered	7003520	\$415
88" (2235) Classic Louvered	7003524	\$525
Overlay or Flush Inset		
83" (2108) Grille Frame	7003532	\$310
84" (2134) Grille Frame	7007137	\$290
88" (2235) Grille Frame	7003536	\$290
Stainless Steel		
83" (2108) Pro Louvered	7003544	\$450
84" (2134) Pro Louvered	7007133	\$510
88" (2235) Pro Louvered	7003548	\$580

Framed Application

DESCRIPTION	NUMBER	MSRP
Classic Louvered Insert*	7014851	\$215
Handles (2)		
Full-Length Standard	7014890	\$185
Full-Length Extended	7003465	\$215
2-Panel Set		
Stainless Steel	7003459	\$650
White Enamel	7004443	\$600

*Slides into overlay grille, 84" (2134) finished height.

Accessories

Flush Inset Panels – Stainless Steel

DESCRIPTION	NUMBER	MSRP
Grille*		
Solid SS Panel	7008871	\$310
Pro Louvered	7020159	\$400
Tubular Handle		
Refrigerator Door Panel	7030220	\$870
Freezer Door Panel	7030221	\$790
Pro Handle		
Refrigerator Door Panel	7008914	\$870
Freezer Door Panel	7008917	\$790

*84" (2134) finished height.

Retrofit Panel Kit

DESCRIPTION	NUMBER	MSRP
Framed	7005227	\$410
Overlay or Flush Inset	7003400	\$410

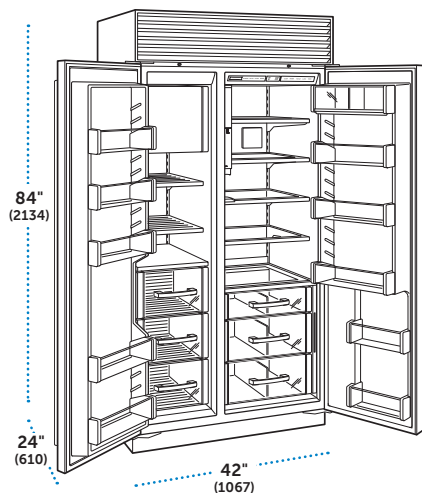
Retrofit existing 600 Series panels onto a new Classic Series model.
Grille panel must be reduced in height by 1" (25).

Filters and Cartridges

DESCRIPTION	NUMBER	MSRP
Replacement Filter		
Water Filter	4204490	\$55
Replacement Cartridge		
Air Purification	7007067	\$55

Miscellaneous

DESCRIPTION	NUMBER	MSRP
Mounting Kits		
Custom Front Panels	7020607	\$245
Custom Side Panel	7003407	\$120
Side Panels		
Stainless Steel (1)	7003408	\$825
White Enamel (1)	7003409	\$565
Stainless Steel Kickplate	7011039	\$45
Egg Container	7007506	\$30
90° Door Stop	7005865	N/C



42" Side-by-Side with Internal Dispenser

MODEL	MSRP
BI-42SID/O*	\$11,065
BI-42SID/S/TH	\$12,955
BI-42SID/S/PH	\$12,955

*Flush inset and framed design options are achieved by specifying an overlay model. Overlay models include a grille frame that accepts a classic louvered, solid stainless, pro louvered or custom panel insert.

SPECIFICATIONS

Overall Dimensions	42"W (1067) x 84"H (2134) x 24"D (610)
Refrigerator Capacity	15.8 cu ft (447 L)
Freezer Capacity	7.9 cu ft (224 L)
Shipping Weight	608 lbs (276 kg)
Annual Energy Usage	\$90 (745 kWh)

FEATURES

Refrigerator

- Internal ice and water dispenser
- 4 adjustable glass shelves
- High-humidity drawer with divider
- 2 storage drawers with divider
- 3 adjustable and 2 stationary door shelves
- Adjustable dairy compartment
- Air purification system

Freezer

- Automatic ice maker
- 2 adjustable wire shelves
- 3 storage drawers
- 5 adjustable door shelves
- Water filtration system

Accessories

Grilles

FINISHED HEIGHT	NUMBER	MSRP
Framed		
83" (2108) Classic Louvered	7003520	\$415
88" (2235) Classic Louvered	7003524	\$525
Overlay or Flush Inset		
83" (2108) Grille Frame	7003532	\$310
84" (2134) Grille Frame	7007137	\$290
88" (2235) Grille Frame	7003536	\$290
Stainless Steel		
83" (2108) Pro Louvered	7003544	\$450
84" (2134) Pro Louvered	7007133	\$510
88" (2235) Pro Louvered	7003548	\$580

Framed Application

DESCRIPTION	NUMBER	MSRP
Classic Louvered Insert*	7014851	\$215
Handles (2)		
Full-Length Standard	7014890	\$185
Full-Length Extended	7003465	\$215
2-Panel Set		
Stainless Steel	7003459	\$650
White Enamel	7004443	\$600

*Slides into overlay grille, 84" (2134) finished height.

Accessories

Flush Inset Panels – Stainless Steel

DESCRIPTION	NUMBER	MSRP
Grille*		
Solid SS Panel	7008871	\$310
Pro Louvered	7020159	\$400
Tubular Handle		
Refrigerator Door Panel	7030220	\$870
Freezer Door Panel	7030221	\$790
Pro Handle		
Refrigerator Door Panel	7008914	\$870
Freezer Door Panel	7008917	\$790

*84" (2134) finished height.

Retrofit Panel Kit

DESCRIPTION	NUMBER	MSRP
Framed	7005227	\$410
Overlay or Flush Inset	7003400	\$410

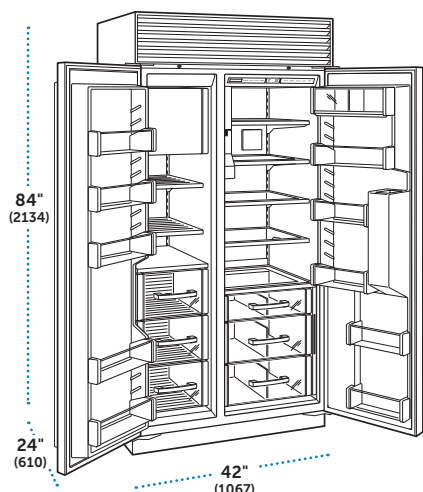
Retrofit existing 600 Series panels onto a new Classic Series model.
Grille panel must be reduced in height by 1" (25).

Filters and Cartridges

DESCRIPTION	NUMBER	MSRP
Replacement Filter		
Water Filter	4204490	\$55
Replacement Cartridge		
Air Purification	7007067	\$55

Miscellaneous

DESCRIPTION	NUMBER	MSRP
Mounting Kits		
Custom Front Panels	7020607	\$245
Custom Side Panel	7003407	\$120
Side Panels		
Stainless Steel (1)	7003408	\$825
White Enamel (1)	7003409	\$565
Stainless Steel Kickplate	7011039	\$45
Egg Container	7007506	\$30
90° Door Stop	7005865	N/C



42" Side-by-Side with Dispenser

MODEL	MSRP
BI-42SD/O*	\$11,065
BI-42SD/S/TH	\$12,955
BI-42SD/S/PH	\$12,955

*Flush inset and framed design options are achieved by specifying an overlay model. Overlay models include a grille frame that accepts a classic louvered, solid stainless, pro louvered or custom panel insert.

SPECIFICATIONS

Overall Dimensions	42"W (1067) x 84"H (2134) x 24"D (610)
Refrigerator Capacity	16.0 cu ft (453 L)
Freezer Capacity	7.9 cu ft (224 L)
Shipping Weight	608 lbs (276 kg)
Annual Energy Usage	\$98 (809 kWh)

FEATURES

Refrigerator

- 4 adjustable glass shelves
- High-humidity drawer with divider
- 2 storage drawers with divider
- 3 adjustable and 2 stationary door shelves
- Adjustable dairy compartment
- Air purification system

Freezer

- Automatic ice maker with dispenser
- 2 adjustable wire shelves
- 3 storage drawers
- 5 adjustable door shelves
- Water filtration system

Accessories

Grilles

FINISHED HEIGHT	NUMBER	MSRP
Framed		
83" (2108) Classic Louvered	7003520	\$415
88" (2235) Classic Louvered	7003524	\$525
Overlay or Flush Inset		
83" (2108) Grille Frame	7003532	\$310
84" (2134) Grille Frame	7007137	\$290
88" (2235) Grille Frame	7003536	\$290
Stainless Steel		
83" (2108) Pro Louvered	7003544	\$450
84" (2134) Pro Louvered	7007133	\$510
88" (2235) Pro Louvered	7003548	\$580

Framed Application

DESCRIPTION	NUMBER	MSRP
Classic Louvered Insert*	7014851	\$215
Handles (2)		
Full-Length Standard	7014890	\$185
Full-Length Extended	7003465	\$215
2-Panel Set		
Stainless Steel	7005088	\$670
White Enamel	7005090	\$630
Partial Framed Kit	7004855	\$230

*Slides into overlay grille, 84" (2134) finished height.

Accessories

Flush Inset Panels – Stainless Steel

DESCRIPTION	NUMBER	MSRP
Grille*		
Solid SS Panel	7008871	\$310
Pro Louvered	7020159	\$400
Tubular Handle		
Refrigerator Door Panel	7030222	\$870
Freezer Door Panel	7030221	\$790
Pro Handle		
Refrigerator Door Panel	7008920	\$910
Freezer Door Panel	7008917	\$790

*84" (2134) finished height.

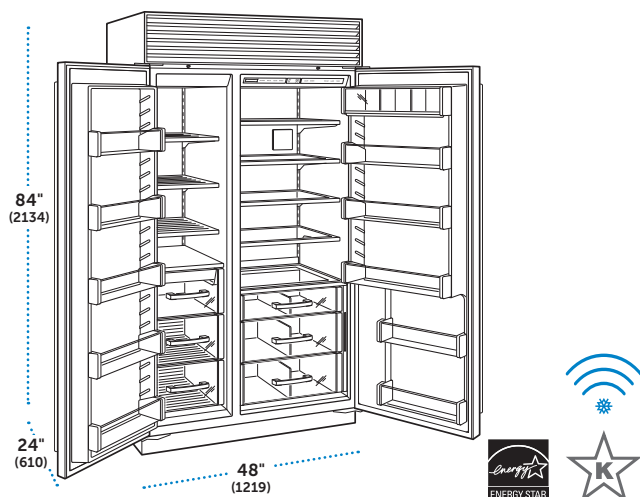
Filters and Cartridges

DESCRIPTION	NUMBER	MSRP
Replacement Filter		
Water Filter	4204490	\$55
Replacement Cartridge		
Air Purification	7007067	\$55

Miscellaneous

DESCRIPTION	NUMBER	MSRP
Mounting Kits		
Custom Front Panels	7020607	\$245
Custom Side Panel	7003407	\$120
Side Panels		
Stainless Steel (1)	7003408	\$825
White Enamel (1)	7003409	\$565
Stainless Steel Kickplate	7011039	\$45
Egg Container	7007506	\$30
90° Door Stop	7005865	N/C

Classic Series Refrigeration



48" Side-by-Side

MODEL	MSRP
BI-48S/O*†	\$11,240
BI-48S/S/TH	\$13,240
BI-48S/S/PH	\$13,240

*Flush inset and framed design options are achieved by specifying an overlay model. Overlay models include a grille frame that accepts a classic louvered, solid stainless, pro louvered or custom panel insert.

†This model is not ENERGY STAR® certified.

SPECIFICATIONS

Overall Dimensions	48"W (1219) x 84"H (2134) x 24"D (610)
Refrigerator Capacity	19.1 cu ft (541 L)
Freezer Capacity	9.8 cu ft (278 L)
Shipping Weight	630 lbs (286 kg)
Annual Energy Usage	
BI-48S/O	\$98 (811 kWh)
BI-48S/S/TH(PH)	\$89 (738 kWh)

FEATURES

Refrigerator

- 4 adjustable glass shelves
- High-humidity drawer with divider
- 2 storage drawers with divider
- 3 adjustable and 2 stationary door shelves
- Adjustable dairy compartment
- Air purification system

Freezer

- Automatic ice maker
- 3 adjustable wire shelves
- 3 storage drawers
- 5 adjustable door shelves
- Water filtration system

Accessories

Grilles

FINISHED HEIGHT	NUMBER	MSRP
Framed		
83" (2108) Classic Louvered	7003521	\$450
88" (2235) Classic Louvered	7003525	\$545
Overlay or Flush Inset		
83" (2108) Grille Frame	7003533	\$320
84" (2134) Grille Frame	7007138	\$300
88" (2235) Grille Frame	7003537	\$300
Stainless Steel		
83" (2108) Pro Louvered	7003545	\$475
84" (2134) Pro Louvered	7007134	\$525
88" (2235) Pro Louvered	7003549	\$590

Framed Application

DESCRIPTION	NUMBER	MSRP
Classic Louvered Insert*	7014852	\$230
Handles (2)		
Full-Length Standard	7014890	\$185
Full-Length Extended	7003465	\$215
2-Panel Set		
Stainless Steel	7003460	\$700
White Enamel	7004444	\$660

*Slides into overlay grille, 84" (2134) finished height.

Accessories

Flush Inset Panels – Stainless Steel

DESCRIPTION	NUMBER	MSRP
Grille*		
Solid SS Panel	7008872	\$350
Pro Louvered	7020160	\$415
Tubular Handle		
Refrigerator Door Panel	7030223	\$905
Freezer Door Panel	7030224	\$820
Pro Handle		
Refrigerator Door Panel	7008923	\$905
Freezer Door Panel	7008926	\$820

*84" (2134) finished height.

Retrofit Panel Kit

DESCRIPTION	NUMBER	MSRP
Framed	7005226	\$410
Overlay or Flush Inset	7003399	\$410

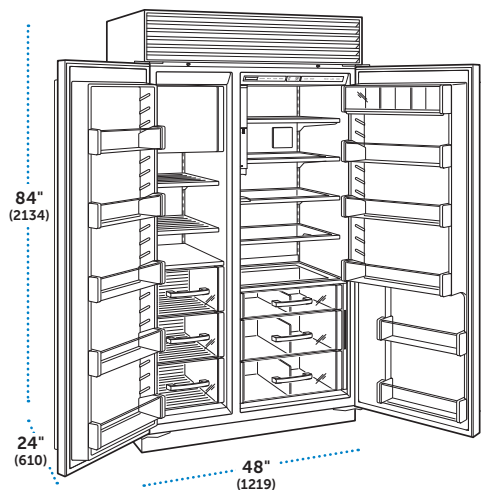
Retrofit existing 600 Series panels onto a new Classic Series model.
Grille panel must be reduced in height by 1" (25).

Filters and Cartridges

DESCRIPTION	NUMBER	MSRP
Replacement Filter		
Water Filter	4204490	\$55
Replacement Cartridge		
Air Purification	7007067	\$55

Miscellaneous

DESCRIPTION	NUMBER	MSRP
Mounting Kits		
Custom Front Panels	7020607	\$245
Custom Side Panel	7003407	\$120
Side Panels		
Stainless Steel (1)	7003408	\$825
White Enamel (1)	7003409	\$565
Stainless Steel Kickplate	7011049	\$45
Egg Container	7007506	\$30
90° Door Stop	7005865	N/C



48" Side-by-Side with Internal Dispenser

MODEL	MSRP
BI-48SID/O*	\$11,925
BI-48SID/S/TH	\$13,925
BI-48SID/S/PH	\$13,925

*Flush inset and framed design options are achieved by specifying an overlay model. Overlay models include a grille frame that accepts a classic louvered, solid stainless, pro louvered or custom panel insert.

SPECIFICATIONS

Overall Dimensions	48"W (1219) x 84"H (2134) x 24"D (610)
Refrigerator Capacity	18.6 cu ft (527 L)
Freezer Capacity	9.6 cu ft (272 L)
Shipping Weight	656 lbs (298 kg)
Annual Energy Usage	\$97 (803 kWh)

FEATURES

Refrigerator

- Internal ice and water dispenser
- 4 adjustable glass shelves
- High-humidity drawer with divider
- 2 storage drawers with divider
- 3 adjustable and 2 stationary door shelves
- Adjustable dairy compartment
- Air purification system

Freezer

- Automatic ice maker
- 2 adjustable wire shelves
- 3 storage drawers
- 5 adjustable door shelves
- Water filtration system

Accessories

Grilles

FINISHED HEIGHT	NUMBER	MSRP
Framed		
83" (2108) Classic Louvered	7003521	\$450
88" (2235) Classic Louvered	7003525	\$545
Overlay or Flush Inset		
83" (2108) Grille Frame	7003533	\$320
84" (2134) Grille Frame	7007138	\$300
88" (2235) Grille Frame	7003537	\$300
Stainless Steel		
83" (2108) Pro Louvered	7003545	\$475
84" (2134) Pro Louvered	7007134	\$525
88" (2235) Pro Louvered	7003549	\$590

Framed Application

DESCRIPTION	NUMBER	MSRP
Classic Louvered Insert*	7014852	\$230
Handles (2)		
Full-Length Standard	7014890	\$185
Full-Length Extended	7003465	\$215
2-Panel Set		
Stainless Steel	7003460	\$700
White Enamel	7004444	\$660

*Slides into overlay grille, 84" (2134) finished height.

Classic Series Refrigeration

Accessories

Flush Inset Panels – Stainless Steel

DESCRIPTION	NUMBER	MSRP
Grille*		
Solid SS Panel	7008872	\$350
Pro Louvered	7020160	\$415
Tubular Handle		
Refrigerator Door Panel	7030223	\$905
Freezer Door Panel	7030224	\$820
Pro Handle		
Refrigerator Door Panel	7008923	\$905
Freezer Door Panel	7008926	\$820

*84" (2134) finished height.

Retrofit Panel Kit

DESCRIPTION	NUMBER	MSRP
Framed	7005226	\$410
Overlay or Flush Inset	7003399	\$410

Retrofit existing 600 Series panels onto a new Classic Series model.
Grille panel must be reduced in height by 1" (25).

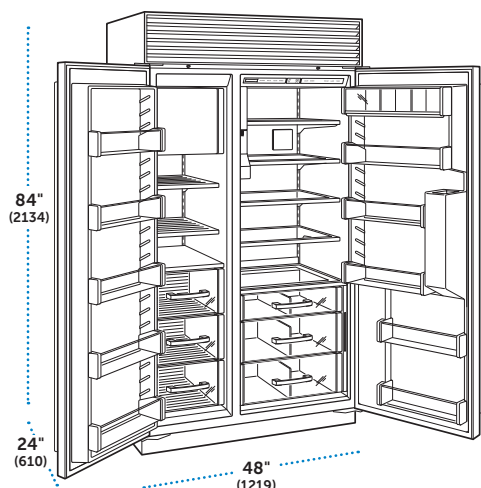
Filters and Cartridges

DESCRIPTION	NUMBER	MSRP
Replacement Filter		
Water Filter	4204490	\$55
Replacement Cartridge		
Air Purification	7007067	\$55

Miscellaneous

DESCRIPTION	NUMBER	MSRP
Mounting Kits		
Custom Front Panels	7020607	\$245
Custom Side Panel	7003407	\$120
Side Panels		
Stainless Steel (1)	7003408	\$825
White Enamel (1)	7003409	\$565
Stainless Steel Kickplate	7011049	\$45
Egg Container	7007506	\$30
90° Door Stop	7005865	N/C

Classic Series Refrigeration



48" Side-by-Side with Dispenser

MODEL	MSRP
BI-48SD/O*	\$11,925
BI-48SD/S/TH	\$13,925
BI-48SD/S/PH	\$13,925

*Flush inset and framed design options are achieved by specifying an overlay model. Overlay models include a grille frame that accepts a classic louvered, solid stainless, pro louvered or custom panel insert.

SPECIFICATIONS

Overall Dimensions	48"W (1219) x 84"H (2134) x 24"D (610)
Refrigerator Capacity	18.8 cu ft (532 L)
Freezer Capacity	9.6 cu ft (272 L)
Shipping Weight	656 lbs (298 kg)
Annual Energy Usage	\$105 (867 kWh)

FEATURES

Refrigerator

- 4 adjustable glass shelves
- High-humidity drawer with divider
- 2 storage drawers with divider
- 3 adjustable and 2 stationary door shelves
- Adjustable dairy compartment
- Air purification system

Freezer

- Automatic ice maker with dispenser
- 2 adjustable wire shelves
- 3 storage drawers
- 5 adjustable door shelves
- Water filtration system

Accessories

Grilles

FINISHED HEIGHT	NUMBER	MSRP
Framed		
83" (2108) Classic Louvered	7003521	\$450
88" (2235) Classic Louvered	7003525	\$545
Overlay or Flush Inset		
83" (2108) Grille Frame	7003533	\$320
84" (2134) Grille Frame	7007138	\$300
88" (2235) Grille Frame	7003537	\$300
Stainless Steel		
83" (2108) Pro Louvered	7003545	\$475
84" (2134) Pro Louvered	7007134	\$525
88" (2235) Pro Louvered	7003549	\$590

Framed Application

DESCRIPTION	NUMBER	MSRP
Classic Louvered Insert*	7014852	\$230
Handles (2)		
Full-Length Standard	7014890	\$185
Full-Length Extended	7003465	\$215
2-Panel Set		
Stainless Steel	7005089	\$745
White Enamel	7005091	\$685
Partial Framed Kit	7004855	\$230

*Slides into overlay grille, 84" (2134) finished height.

Accessories

Flush Inset Panels – Stainless Steel

DESCRIPTION	NUMBER	MSRP
Grille*		
Solid SS Panel	7008872	\$350
Pro Louvered	7020160	\$415
Tubular Handle		
Refrigerator Door Panel	7030225	\$905
Freezer Door Panel	7030224	\$820
Pro Handle		
Refrigerator Door Panel	7008929	\$905
Freezer Door Panel	7008926	\$820

*84" (2134) finished height.

Filters and Cartridges

DESCRIPTION	NUMBER	MSRP
Replacement Filter		
Water Filter	4204490	\$55
Replacement Cartridge		
Air Purification	7007067	\$55

Miscellaneous

DESCRIPTION	NUMBER	MSRP
Mounting Kits		
Custom Front Panels	7020607	\$245
Custom Side Panel	7003407	\$120
Side Panels		
Stainless Steel (1)	7003408	\$825
White Enamel (1)	7003409	\$565
Stainless Steel Kickplate	7011049	\$45
Egg Container	7007506	\$30
90° Door Stop	7005865	N/C

PRO Series Refrigeration

The only thing more impressive than its bold exterior is the groundbreaking technology and design found inside the reimagined PRO Series. Fitted with the most advanced preservation system, the PRO 48 and PRO 36 continue to fulfill our promise of keeping food fresher longer. Crafted with stainless steel inside and out, it checks all the boxes for those desiring the most luxurious, professional aesthetic. And now in a smaller width, it opens up new design opportunities for small and large kitchens alike. The PRO 36 and PRO 48 are available with or without a glass door and may be either built-in or freestanding.

- Can be used freestanding or installed as a standard or flush built-in application.
- Handles coordinate with Wolf ranges and Cove dishwashers.
- Stainless steel interior and exterior.
- Dual refrigeration system enhanced with dual evaporators allow independent control of storage conditions in refrigerator cabinet and drawer compartments.
- Advanced water filtration and air purification systems.
- Exterior touch control panels.
- Flip-up grille provides easy access for routine maintenance.
- All models are Star-K certified.

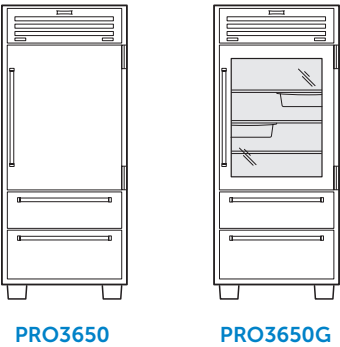
MODEL NUMBER KEY

PRO Series Refrigeration	PRO
Glass Door	G
High Altitude Glass Door	A
Left-Hinge	-LH
Right-Hinge	-RH

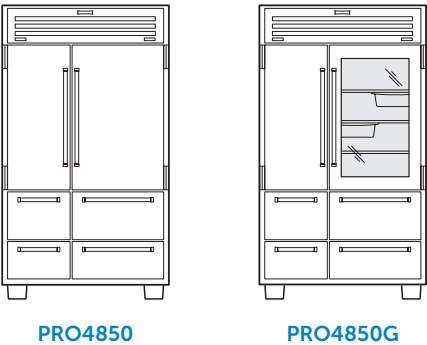
Annual energy usage based on 12 cents per kilowatt hour.

Models PRO4850A and PRO3650A with high altitude glass door are available for installations above 5,000' (1524 m) in elevation.

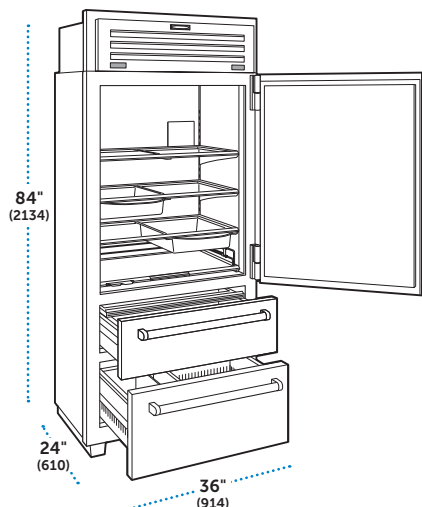
PRO 36 Models



PRO 48 Models



PRO Series Refrigeration



36" PRO Refrigerator/Freezer

MODEL	MSRP
PRO3650	\$15,100

SPECIFICATIONS

Overall Dimensions	36"W (914) x 84"H (2134) x 24"D (610)
Refrigerator Capacity	18.4 cu ft (521 L)
Freezer Capacity	4.3 cu ft (122 L)
Shipping Weight	630 lbs (286 kg)
Annual Energy Usage	\$80 (664 kWh)

FEATURES

Refrigerator

- 3 adjustable glass shelves
- 2 stainless steel slide-out bins
- Sliding glass shelf with folding gates
- 1 crisper drawer with cover
- Set of interchangeable drawer dividers
- Air purification system

Freezer

- Automatic ice maker
- Full-extension drawer
- Stainless steel ice bucket
- Water filtration system

Accessories

Stainless Steel Panels

DESCRIPTION	NUMBER	MSRP
Side Panel	9013058	\$660
Top Panel*	9013005	\$225
Kickplate	9013060	\$100

*Requires at least one side panel for proper installation.

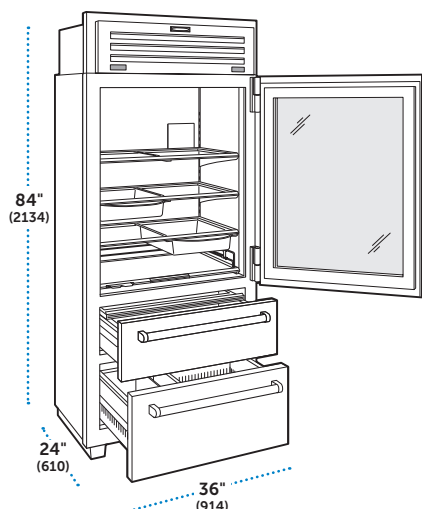
Filters and Cartridges

DESCRIPTION	NUMBER	MSRP
Replacement Filter		
Water Filter	4204490	\$55
Replacement Cartridge		
Air Purification	7007067	\$55

Miscellaneous

DESCRIPTION	NUMBER	MSRP
Dual Installation Kit*	9013050	\$255
Slide-Out Bin	9013059	\$165
Drawer Divider Set	9018894	\$135
Slide-Out Shelf Gates (2)	9019829	\$80
Egg Container	7007506	\$30
90° Door Stop	0000046	N/C

*Handle-to-handle installation only.



36" PRO Refrigerator/Freezer with Glass Door

MODEL	MSRP
PRO3650G	\$15,100

SPECIFICATIONS

Overall Dimensions	36"W (914) x 84"H (2134) x 24"D (610)
Refrigerator Capacity	18.4 cu ft (521 L)
Freezer Capacity	4.3 cu ft (122 L)
Shipping Weight	650 lbs (295 kg)
Annual Energy Usage	\$80 (664 kWh)

FEATURES

Refrigerator

- 3 adjustable glass shelves
- 2 stainless steel slide-out bins
- Sliding glass shelf with folding gates
- 1 crisper drawer
- Crisper cover
- Set of interchangeable drawer dividers
- Triple-pane, UV-resistant glass door
- High altitude glass available
- Air purification system

Freezer

- Automatic ice maker
- Full-extension drawer
- Stainless steel ice bucket
- Water filtration system

Accessories

Stainless Steel Panels

DESCRIPTION	NUMBER	MSRP
Side Panel	9013058	\$660
Top Panel*	9013005	\$225
Kickplate	9013060	\$100

*Requires at least one side panel for proper installation.

Filters and Cartridges

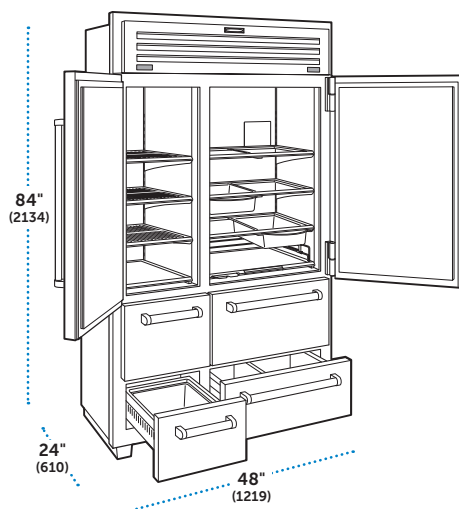
DESCRIPTION	NUMBER	MSRP
Replacement Filter		
Water Filter	4204490	\$55
Replacement Cartridge		
Air Purification	7007067	\$55

Miscellaneous

DESCRIPTION	NUMBER	MSRP
Dual Installation Kit*	9013050	\$255
Slide-Out Bin	9013059	\$165
Drawer Divider Set	9018894	\$135
Slide-Out Shelf Gates (2)	9019829	\$80
Egg Container	7007506	\$30
90° Door Stop	0000046	N/C

*Handle-to-handle installation only.

PRO Series Refrigeration



48" PRO Refrigerator/Freezer

MODEL	MSRP
PRO4850	\$19,420

SPECIFICATIONS

Overall Dimensions	48"W (1219) x 84"H (2134) x 24"D (610)
Refrigerator Capacity	18.7 cu ft (530 L)
Freezer Capacity	11.7 cu ft (332 L)
Shipping Weight	860 lbs (390 kg)
Annual Energy Usage	\$101 (841 kWh)

FEATURES

Refrigerator

- 3 adjustable glass shelves
- 2 stainless steel slide-out bins
- Sliding glass shelf with folding gates
- 2 storage drawers
- Crisper cover
- Set of interchangeable drawer dividers
- Air purification system

Freezer

- Automatic ice maker
- 3 adjustable stainless steel shelves
- 2 storage drawers
- Stainless steel ice bucket
- Water filtration system

Accessories

Stainless Steel Panels

DESCRIPTION	NUMBER	MSRP
Side Panel	9013058	\$660
Top Panel*	9013057	\$270
Kickplate	9013060	\$100

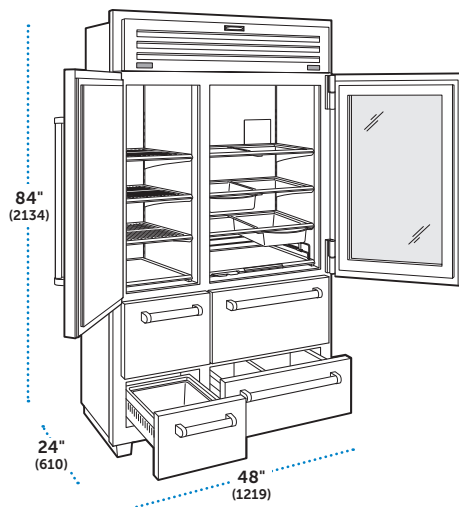
*Requires at least one side panel for proper installation.

Filters and Cartridges

DESCRIPTION	NUMBER	MSRP
Replacement Filter		
Water Filter	4204490	\$55
Replacement Cartridge		
Air Purification	7007067	\$55

Miscellaneous

DESCRIPTION	NUMBER	MSRP
Slide-Out Bin	0000045	\$165
Drawer Divider Set	9018893	\$135
Slide-Out Shelf Gates (2)	9019829	\$80
Egg Container	7007506	\$30
90° Door Stop	0000046	N/C



48" PRO Refrigerator/Freezer with Glass Door

MODEL	MSRP
PRO4850G	\$19,420

SPECIFICATIONS

Overall Dimensions	48"W (1219) x 84"H (2134) x 24"D (610)
Refrigerator Capacity	18.7 cu ft (530 L)
Freezer Capacity	11.7 cu ft (332 L)
Shipping Weight	880 lbs (399 kg)
Annual Energy Usage	\$101 (841 kWh)

FEATURES

Refrigerator

- 3 adjustable glass shelves
- 2 stainless steel slide-out bins
- Sliding glass shelf with folding gates
- 2 storage drawers
- Crisper cover
- Set of interchangeable drawer dividers
- Triple-pane, UV-resistant glass door
- High altitude glass available
- Air purification system

Freezer

- Automatic ice maker
- 3 adjustable stainless steel shelves
- 2 storage drawers
- Stainless steel ice bucket
- Water filtration system

Accessories

Stainless Steel Panels

DESCRIPTION	NUMBER	MSRP
Side Panel	9013058	\$660
Top Panel*	9013057	\$270
Kickplate	9013060	\$100

*Requires at least one side panel for proper installation.

Filters and Cartridges

DESCRIPTION	NUMBER	MSRP
Replacement Filter		
Water Filter	4204490	\$55
Replacement Cartridge		
Air Purification	7007067	\$55

Miscellaneous

DESCRIPTION	NUMBER	MSRP
Slide-Out Bin	0000045	\$165
Drawer Divider Set	9018893	\$135
Slide-Out Shelf Gates (2)	9019829	\$80
Egg Container	7007506	\$30
90° Door Stop	0000046	N/C

Designer Series Refrigeration

Sub-Zero Designer Series models are installed flush to merge seamlessly into their surroundings, making them as practical and beautiful in the master suite, bar, or theatre as in the kitchen. For a more traditional look, Designer Series units can be fitted with stainless steel accessory panels.

MODEL NUMBER KEY

Designer Series Column	IC
Designer Series Tall	IT
Designer Series Drawers	ID
All Refrigerator	R
All Freezer	F
Combination Refrigerator/Freezer	C
Internal Dispenser	ID
Ice Maker	I
Outdoor Model	O
Right-Hinge	-RH
Left-Hinge	-LH

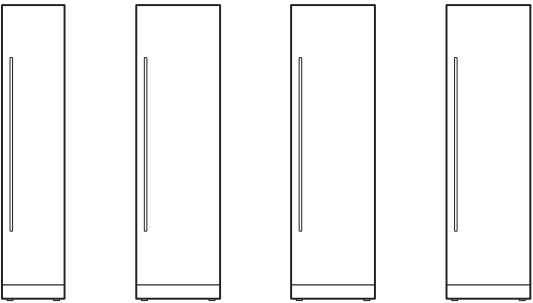
Models are shown with stainless steel panels and tubular handles.

Specify right-hinge (-RH) or left-hinge (-LH) door when ordering, excludes drawer models.

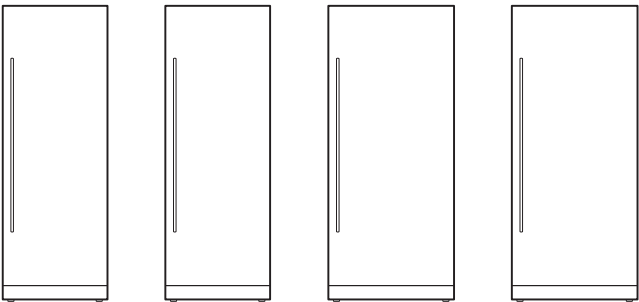
Overall dimensions do not include panels or handles.
Dimensions will vary with panel thickness.

Annual energy usage is based on 12 cents per kilowatt hour.

Column Models

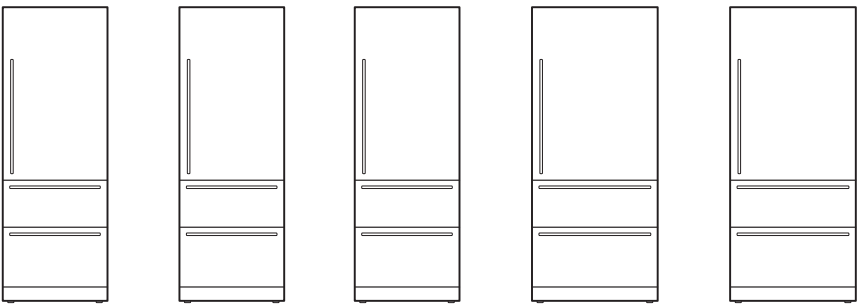


IC-18FI IC-24R IC-24FI IC-24C(I)



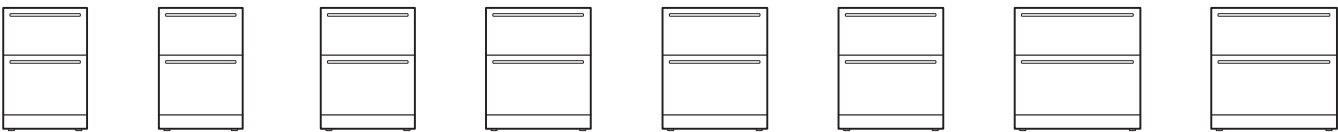
IC-30R(ID) IC-30FI IC-36R(ID) IC-36FI

Tall Models

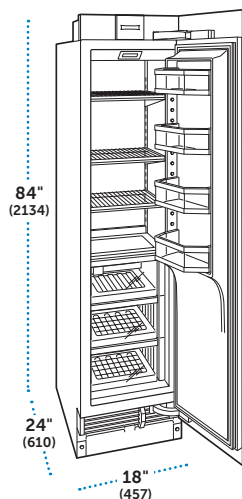


IT-30R(ID) IT-30FI IT-30CI(ID) IT-36R(ID) IT-36CI(ID)

Drawer Models



ID-24R(O) ID-24F(I) ID-27R ID-30R ID-30F(I) ID-30C(I) ID-36R ID-36C(I)



18" All Freezer – Column

MODEL	MSRP
IC-18FI	\$7,455

SPECIFICATIONS

Overall Dimensions	18"W (457) x 84"H (2134) x 24"D (610)
Freezer Capacity	8.4 cu ft (238 L)
Shipping Weight	260 lbs (118 kg)
Annual Energy Usage	\$59 (490 kWh)

FEATURES

- 3 adjustable wire shelves
- 3 storage drawers
- 4 adjustable door shelves
- Automatic ice maker
- Water filtration system

Accessories

Stainless Steel Door Panels

DESCRIPTION	NUMBER	MSRP
84" (2134) Fin Height – 4" (102) Toe Kick		
Tubular Handle / RH	7025372	\$595
Tubular Handle / LH	7025373	\$595
Pro Handle / RH	7025324	\$595
Pro Handle / LH	7025325	\$595
84" (2134) Fin Height – 6" (152) Toe Kick		
Tubular Handle / RH	7025374	\$595
Tubular Handle / LH	7025375	\$595
Pro Handle / RH	7025326	\$595
Pro Handle / LH	7025327	\$595

Dual Installation

DESCRIPTION	NUMBER	MSRP
Dual Installation Kits		
Handle-to-Handle	7023628	\$255
Handle-to-Hinge	7029829	\$255
Hinge-to-Hinge	7029830	\$255
Kickplates*		
36" (914) Stainless Steel	7026837	\$60
42" (1067) Stainless Steel	7027399	\$60
48" (1219) Stainless Steel	7026838	\$60
54" (1372) Stainless Steel	7026839	\$60

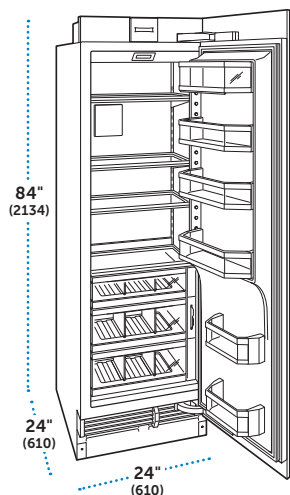
*Will accommodate 4" (102) and 6" (152) toe kick heights.

Miscellaneous

DESCRIPTION	NUMBER	MSRP
Enclosure Panels		
Stainless Steel Side (1)*	7031340	\$1,060
Stainless Steel Top	7031341	\$410
Reduced Toe Kick Divider**	7029956	\$45
Water Filter	4204490	\$55

*Two side enclosures are required to install top enclosure.

**Required for toekicks from 3 7/8" (98) to 2" (51).



24" All Refrigerator – Column

MODEL	MSRP
IC-24R	\$7,995

SPECIFICATIONS

Overall Dimensions	24"W (610) x 84"H (2134) x 24"D (610)
Refrigerator Capacity	12.9 cu ft (365 L)
Shipping Weight	340 lbs (154 kg)
Annual Energy Usage	\$36 (298 kWh)

FEATURES

- 3 adjustable glass shelves
- 2 high humidity crisper drawers with dividers
- Deli drawer with dividers
- 3 adjustable and 2 stationary door shelves
- Adjustable dairy compartment
- Air purification system

Accessories

Stainless Steel Door Panels

DESCRIPTION	NUMBER	MSRP
84" (2134) Fin Height – 4" (102) Toe Kick		
Tubular Handle / RH	7023710	\$710
Tubular Handle / LH	7023711	\$710
Pro Handle / RH	7025320	\$710
Pro Handle / LH	7025321	\$710
84" (2134) Fin Height – 6" (152) Toe Kick		
Tubular Handle / RH	7025370	\$710
Tubular Handle / LH	7025371	\$710
Pro Handle / RH	7025322	\$710
Pro Handle / LH	7025323	\$710

Dual Installation

DESCRIPTION	NUMBER	MSRP
Dual Installation Kits		
Handle-to-Handle	7023628	\$255
Handle-to-Hinge	7029829	\$255
Hinge-to-Hinge	7029830	\$255
Kickplates*		
42" (1067) Stainless Steel	7027399	\$60
48" (1219) Stainless Steel	7026838	\$60
54" (1372) Stainless Steel	7026839	\$60
60" (1524) Stainless Steel	7026840	\$70

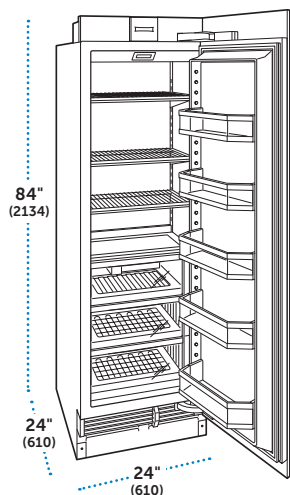
*Will accommodate 4" (102) and 6" (152) toe kick heights.

Miscellaneous

DESCRIPTION	NUMBER	MSRP
Enclosure Panels		
Stainless Steel Side (1)*	7031340	\$1,060
Stainless Steel Top	7031342	\$450
Reduced Toe Kick Divider**	7029956	\$45
Egg Container	7007506	\$30
Air Purification Cartridge	7007067	\$55

*Two side enclosures are required to install top enclosure.

**Required for toekicks from 3 $\frac{7}{8}$ " (98) to 2" (51).



24" All Freezer – Column

MODEL	MSRP
IC-24FI	\$7,995

SPECIFICATIONS

Overall Dimensions	24"W (610) x 84"H (2134) x 24"D (610)
Freezer Capacity	12.3 cu ft (348 L)
Shipping Weight	340 lbs (154 kg)
Annual Energy Usage	\$67 (558 kWh)

FEATURES

- 3 adjustable wire shelves
- 3 storage drawers
- 5 adjustable door shelves
- Automatic ice maker
- Water filtration system

Accessories

Stainless Steel Door Panels

DESCRIPTION	NUMBER	MSRP
84" (2134) Fin Height – 4" (102) Toe Kick		
Tubular Handle / RH	7023710	\$710
Tubular Handle / LH	7023711	\$710
Pro Handle / RH	7025320	\$710
Pro Handle / LH	7025321	\$710
84" (2134) Fin Height – 6" (152) Toe Kick		
Tubular Handle / RH	7025370	\$710
Tubular Handle / LH	7025371	\$710
Pro Handle / RH	7025322	\$710
Pro Handle / LH	7025323	\$710

Dual Installation

DESCRIPTION	NUMBER	MSRP
Dual Installation Kits		
Handle-to-Handle	7023628	\$255
Handle-to-Hinge	7029829	\$255
Hinge-to-Hinge	7029830	\$255
Kickplates*		
42" (1067) Stainless Steel	7027399	\$60
48" (1219) Stainless Steel	7026838	\$60
54" (1372) Stainless Steel	7026839	\$60
60" (1524) Stainless Steel	7026840	\$70

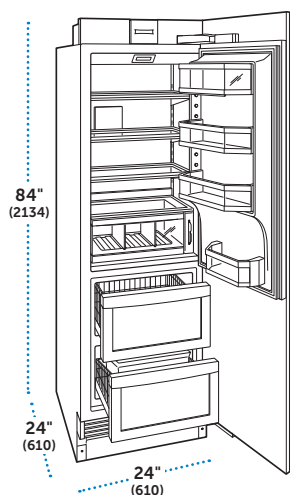
*Will accommodate 4" (102) and 6" (152) toe kick heights.

Miscellaneous

DESCRIPTION	NUMBER	MSRP
Enclosure Panels		
Stainless Steel Side (1)*	7031340	\$1,060
Stainless Steel Top	7031342	\$450
Reduced Toe Kick Divider**	7029956	\$45
Water Filter	4204490	\$55

*Two side enclosures are required to install top enclosure.

**Required for toekicks from 3⁷/₈" (98) to 2" (51).



24" Combination – Column

MODEL	MSRP
IC-24C	\$7,835
IC-24CI	\$8,005

SPECIFICATIONS

Overall Dimensions	24"W (610) x 84"H (2134) x 24"D (610)
Refrigerator Capacity	8.0 cu ft (227 L)
Freezer Capacity	3.1 cu ft (88 L)
Shipping Weight	260 lbs (118 kg)
Annual Energy Usage	IC-24C \$48 (400 kWh) IC-24CI \$60 (500 kWh)

FEATURES

- 3 adjustable glass shelves
- 1 high humidity crisper drawer with dividers
- 2 adjustable and 1 stationary door shelves
- Adjustable dairy compartment
- Air purification system
- Automatic ice maker (IC-24CI)
- Water filtration system (IC-24CI)

Accessories

Stainless Steel Door Panels

DESCRIPTION	NUMBER	MSRP
84" (2134) Fin Height – 4" (102) Toe Kick		
Tubular Handle / RH	7023710	\$710
Tubular Handle / LH	7023711	\$710
Pro Handle / RH	7025320	\$710
Pro Handle / LH	7025321	\$710
84" (2134) Fin Height – 6" (152) Toe Kick		
Tubular Handle / RH	7025370	\$710
Tubular Handle / LH	7025371	\$710
Pro Handle / RH	7025322	\$710
Pro Handle / LH	7025323	\$710

Dual Installation

DESCRIPTION	NUMBER	MSRP
Dual Installation Kits		
Handle-to-Handle	7023628	\$255
Handle-to-Hinge	7029829	\$255
Hinge-to-Hinge	7029830	\$255
Kickplates*		
42" (1067) Stainless Steel	7027399	\$60
48" (1219) Stainless Steel	7026838	\$60
54" (1372) Stainless Steel	7026839	\$60
60" (1524) Stainless Steel	7026840	\$70

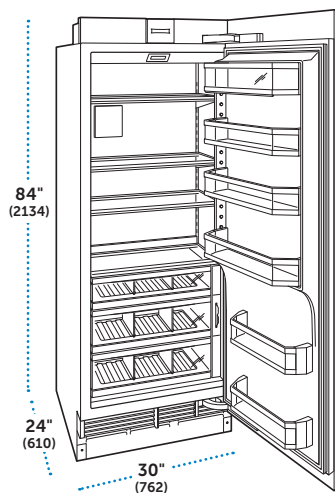
*Will accommodate 4" (102) and 6" (152) toe kick heights.

Miscellaneous

DESCRIPTION	NUMBER	MSRP
Enclosure Panels		
Stainless Steel Side (1)*	7031340	\$1,060
Stainless Steel Top	7031342	\$450
Reduced Toe Kick Divider**	7029956	\$45
Egg Container	7007506	\$30
Air Purification Cartridge	7007067	\$55
Water Filter	4204490	\$55

*Two side enclosures are required to install top enclosure.

**Required for toekicks from 3 7/8" (98) to 2" (51).



30" All Refrigerator – Column

MODEL	MSRP
IC-30R	\$8,460
IC-30RID	\$8,860

SPECIFICATIONS

Overall Dimensions	30"W (762) x 84"H (2134) x 24"D (610)
Refrigerator Capacity	17.3 cu ft (490 L)
Shipping Weight	400 lbs (181 kg)
Annual Energy Usage	\$40 (330 kWh)

FEATURES

- 3 adjustable glass shelves
- 2 high humidity crisper drawers with dividers
- Deli drawer with dividers
- 3 adjustable and 2 stationary door shelves
- Adjustable dairy compartment
- Air purification system
- Internal water dispenser (IC-30RID)
- Water filtration system (IC-30RID)

Accessories

Stainless Steel Door Panels

DESCRIPTION	NUMBER	MSRP
84" (2134) Fin Height – 4" (102) Toe Kick		
Tubular Handle / RH	7023626	\$825
Tubular Handle / LH	7023627	\$825
Pro Handle / RH	7025304	\$825
Pro Handle / LH	7025305	\$825
84" (2134) Fin Height – 6" (152) Toe Kick		
Tubular Handle / RH	7025364	\$825
Tubular Handle / LH	7025365	\$825
Pro Handle / RH	7025306	\$825
Pro Handle / LH	7025307	\$825

Dual Installation

DESCRIPTION	NUMBER	MSRP
Dual Installation Kits		
Handle-to-Handle	7023628	\$255
Handle-to-Hinge	7029829	\$255
Hinge-to-Hinge	7029830	\$255
Kickplates*		
48" (1219) Stainless Steel	7026838	\$60
54" (1372) Stainless Steel	7026839	\$60
60" (1524) Stainless Steel	7026840	\$70
66" (1676) Stainless Steel	7026841	\$80

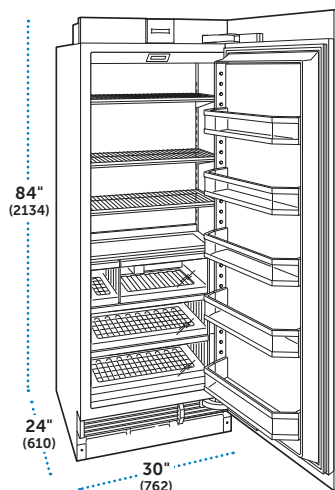
*Will accommodate 4" (102) and 6" (152) toe kick heights.

Miscellaneous

DESCRIPTION	NUMBER	MSRP
Enclosure Panels		
Stainless Steel Side (1)*	7031340	\$1,060
Stainless Steel Top	7031343	\$485
Reduced Toe Kick Divider**	7029956	\$45
Egg Container	7007506	\$30
Water Filter	4204490	\$55
Air Purification Cartridge	7007067	\$55

*Two side enclosures are required to install top enclosure.

**Required for toekicks from 3 7/8" (98) to 2" (51).



30" All Freezer – Column

MODEL	MSRP
IC-30FI	\$8,460

SPECIFICATIONS

Overall Dimensions	30"W (762) x 84"H (2134) x 24"D (610)
Freezer Capacity	15.3 cu ft (433 L)
Shipping Weight	400 lbs (181 kg)
Annual Energy Usage	\$67 (557 kWh)

FEATURES

- 3 adjustable wire shelves
- 3 storage drawers
- 5 adjustable door shelves
- Automatic ice maker
- Water filtration system

Accessories

Stainless Steel Door Panels

DESCRIPTION	NUMBER	MSRP
84" (2134) Fin Height – 4" (102) Toe Kick		
Tubular Handle / RH	7023626	\$825
Tubular Handle / LH	7023627	\$825
Pro Handle / RH	7025304	\$825
Pro Handle / LH	7025305	\$825
84" (2134) Fin Height – 6" (152) Toe Kick		
Tubular Handle / RH	7025364	\$825
Tubular Handle / LH	7025365	\$825
Pro Handle / RH	7025306	\$825
Pro Handle / LH	7025307	\$825

Dual Installation

DESCRIPTION	NUMBER	MSRP
Dual Installation Kits		
Handle-to-Handle	7023628	\$255
Handle-to-Hinge	7029829	\$255
Hinge-to-Hinge	7029830	\$255
Kickplates*		
48" (1219) Stainless Steel	7026838	\$60
54" (1372) Stainless Steel	7026839	\$60
60" (1524) Stainless Steel	7026840	\$70
66" (1676) Stainless Steel	7026841	\$80

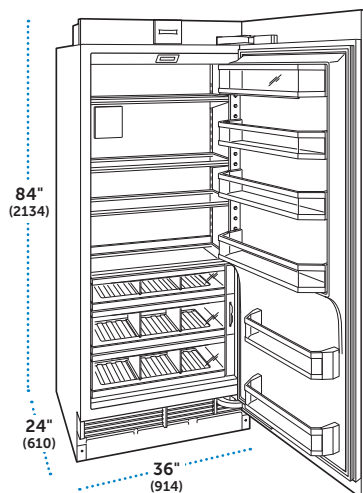
*Will accommodate 4" (102) and 6" (152) toe kick heights.

Miscellaneous

DESCRIPTION	NUMBER	MSRP
Enclosure Panels		
Stainless Steel Side (1)*	7031340	\$1,060
Stainless Steel Top	7031343	\$485
Reduced Toe Kick Divider**	7029956	\$45
Water Filter	4204490	\$55

*Two side enclosures are required to install top enclosure.

**Required for toekicks from 3⁷/₈" (98) to 2" (51).



36" All Refrigerator – Column

MODEL	MSRP
IC-36R	\$8,920
IC-36RID	\$9,320

SPECIFICATIONS

Overall Dimensions	36"W (914) x 84"H (2134) x 24"D (610)
Refrigerator Capacity	21.4 cu ft (606 L)
Shipping Weight	460 lbs (209 kg)
Annual Energy Usage	\$44 (360 kWh)

FEATURES

- 3 adjustable glass shelves
- 2 high humidity crisper drawers with dividers
- Deli drawer with dividers
- 3 adjustable and 2 stationary door shelves
- Adjustable dairy compartment
- Air purification system
- Internal water dispenser (IC-36RID)
- Water filtration system (IC-36RID)

Accessories

Stainless Steel Door Panels

DESCRIPTION	NUMBER	MSRP
84" (2134) Fin Height – 4" (102) Toe Kick		
Tubular Handle / RH	7025366	\$935
Tubular Handle / LH	7025367	\$935
Pro Handle / RH	7025316	\$935
Pro Handle / LH	7025317	\$935
84" (2134) Fin Height – 6" (152) Toe Kick		
Tubular Handle / RH	7025368	\$935
Tubular Handle / LH	7025369	\$935
Pro Handle / RH	7025318	\$935
Pro Handle / LH	7025319	\$935

Dual Installation

DESCRIPTION	NUMBER	MSRP
Dual Installation Kits		
Handle-to-Handle	7023628	\$255
Handle-to-Hinge	7029829	\$255
Hinge-to-Hinge	7029830	\$255
Kickplates*		
54" (1372) Stainless Steel	7026839	\$60
60" (1524) Stainless Steel	7026840	\$70
66" (1676) Stainless Steel	7026841	\$80
72" (1829) Stainless Steel	7026842	\$80

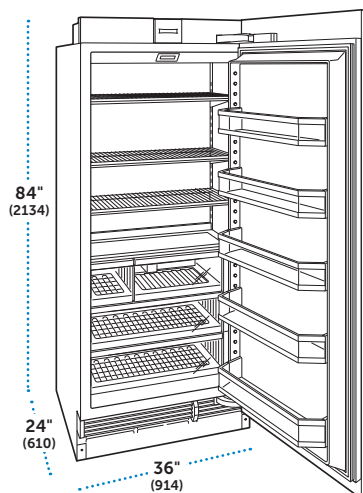
*Will accommodate 4" (102) and 6" (152) toe kick heights.

Miscellaneous

DESCRIPTION	NUMBER	MSRP
Enclosure Panels		
Stainless Steel Side (1)*	7031340	\$1,060
Stainless Steel Top	7031344	\$535
Reduced Toe Kick Divider**	7029956	\$45
Egg Container	7007506	\$30
Water Filter	4204490	\$55
Air Purification Cartridge	7007067	\$55

*Two side enclosures are required to install top enclosure.

**Required for toekicks from 3 7/8" (98) to 2" (51).



36" All Freezer – Column

MODEL	MSRP
IC-36FI	\$8,920

SPECIFICATIONS

Overall Dimensions	36"W (914) x 84"H (2134) x 24"D (610)
Freezer Capacity	20.0 cu ft (566 L)
Shipping Weight	460 lbs (209 kg)
Annual Energy Usage	\$76 (631 kWh)

FEATURES

- 3 adjustable wire shelves
- 3 storage drawers
- 5 adjustable door shelves
- Automatic ice maker
- Water filtration system

Accessories

Stainless Steel Door Panels

DESCRIPTION	NUMBER	MSRP
84" (2134) Fin Height – 4" (102) Toe Kick		
Tubular Handle / RH	7025366	\$935
Tubular Handle / LH	7025367	\$935
Pro Handle / RH	7025316	\$935
Pro Handle / LH	7025317	\$935
84" (2134) Fin Height – 6" (152) Toe Kick		
Tubular Handle / RH	7025368	\$935
Tubular Handle / LH	7025369	\$935
Pro Handle / RH	7025318	\$935
Pro Handle / LH	7025319	\$935

Dual Installation

DESCRIPTION	NUMBER	MSRP
Dual Installation Kits		
Handle-to-Handle	7023628	\$255
Handle-to-Hinge	7029829	\$255
Hinge-to-Hinge	7029830	\$255
Kickplates*		
54" (1372) Stainless Steel	7026839	\$60
60" (1524) Stainless Steel	7026840	\$70
66" (1676) Stainless Steel	7026841	\$80
72" (1829) Stainless Steel	7026842	\$80

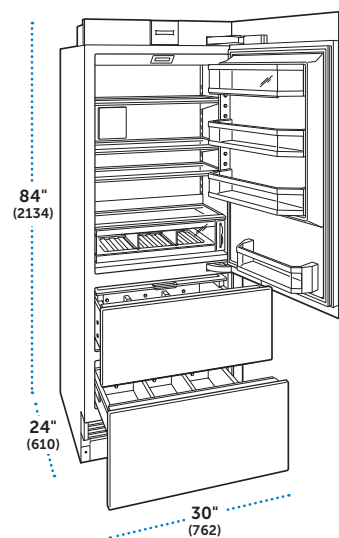
*Will accommodate 4" (102) and 6" (152) toe kick heights.

Miscellaneous

DESCRIPTION	NUMBER	MSRP
Enclosure Panels		
Stainless Steel Side (1)*	7031340	\$1,060
Stainless Steel Top	7031344	\$535
Reduced Toe Kick Divider**	7029956	\$45
Water Filter	4204490	\$55

*Two side enclosures are required to install top enclosure.

**Required for toekicks from 3⁷/₈" (98) to 2" (51).



30" All Refrigerator – Tall

MODEL	MSRP
IT-30R	\$8,995
IT-30RID	\$9,395

SPECIFICATIONS

Overall Dimensions	30"W (762) x 84"H (2134) x 24"D (610)
Refrigerator Capacity	16.5 cu ft (467 L)
Shipping Weight	400 lbs (181 kg)
Annual Energy Usage	\$39 (324 kWh)

FEATURES

- 3 adjustable glass shelves
- Deli drawer with dividers
- High humidity crisper drawer with sliding cover and dividers
- Refrigerator storage drawer with dividers
- 1 stationary and 2 adjustable door shelves
- Adjustable dairy compartment
- Air purification system
- Internal water dispenser (IT-30RID)
- Water filtration system (IT-30RID)

Accessories

Stainless Steel Door Panels

DESCRIPTION	NUMBER	MSRP
84" (2134) Finished Height		
Tubular Handle / RH	7023706	\$710
Tubular Handle / LH	7023707	\$710
Pro Handle / RH	7025312	\$710
Pro Handle / LH	7025313	\$710

Stainless Steel Drawer Panels (2-panel set)

DESCRIPTION	NUMBER	MSRP
4" (102) Toe Kick		
Tubular Handle	7023702	\$595
Pro Handle	7025308	\$595
6" (152) Toe Kick		
Tubular Handle	7023703	\$595
Pro Handle	7025309	\$595

Dual Installation

DESCRIPTION	NUMBER	MSRP
Dual Installation Kits		
Handle-to-Handle	7023628	\$255
Handle-to-Hinge	7029829	\$255
Hinge-to-Hinge	7029830	\$255
Kickplates*		
48" (1219) Stainless Steel	7026838	\$60
54" (1372) Stainless Steel	7026839	\$60
60" (1524) Stainless Steel	7026840	\$70
66" (1676) Stainless Steel	7026841	\$80

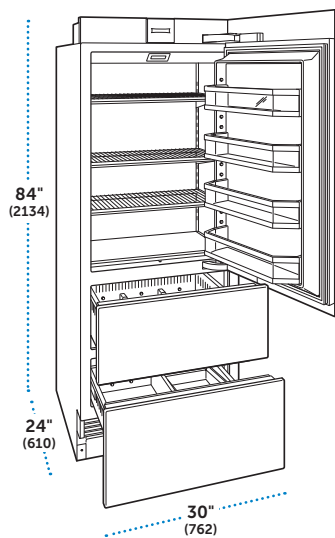
*Will accommodate 4" (102) and 6" (152) toe kick heights.

Miscellaneous

DESCRIPTION	NUMBER	MSRP
Enclosure Panels		
Stainless Steel Side (1)*	7031340	\$1,060
Stainless Steel Top	7031343	\$485
Mounting Kit		
Drawer Panel Support	7028082	\$15
Reduced Toe Kick Divider**	7029956	\$45
Egg Container	7007506	\$30
Water Filter	4204490	\$55
Air Purification Cartridge	7007067	\$55

*Two side enclosures are required to install top enclosure.

**Required for toe kicks from 3 7/8" (98) to 2" (51).



30" All Freezer – Tall

MODEL	MSRP
IT-30FI	\$9,100

SPECIFICATIONS

Overall Dimensions	30"W (762) x 84"H (2134) x 24"D (610)
Freezer Capacity	15.1 cu ft (428 L)
Shipping Weight	400 lbs (181 kg)
Annual Energy Usage	\$73 (606 kWh)

FEATURES

- 3 adjustable wire shelves
- 2 freezer storage drawers with dividers
- 4 adjustable door shelves
- Automatic ice maker
- Water filtration system

Accessories

Stainless Steel Door Panels

DESCRIPTION	NUMBER	MSRP
84" (2134) Finished Height		
Tubular Handle / RH	7023706	\$710
Tubular Handle / LH	7023707	\$710
Pro Handle / RH	7025312	\$710
Pro Handle / LH	7025313	\$710

Stainless Steel Drawer Panels (2-panel set)

DESCRIPTION	NUMBER	MSRP
4" (102) Toe Kick		
Tubular Handle	7023702	\$595
Pro Handle	7025308	\$595
6" (152) Toe Kick		
Tubular Handle	7023703	\$595
Pro Handle	7025309	\$595

Dual Installation

DESCRIPTION	NUMBER	MSRP
Dual Installation Kits		
Handle-to-Handle	7023628	\$255
Handle-to-Hinge	7029829	\$255
Hinge-to-Hinge	7029830	\$255
Kickplates*		
48" (1219) Stainless Steel	7026838	\$60
54" (1372) Stainless Steel	7026839	\$60
60" (1524) Stainless Steel	7026840	\$70
66" (1676) Stainless Steel	7026841	\$80

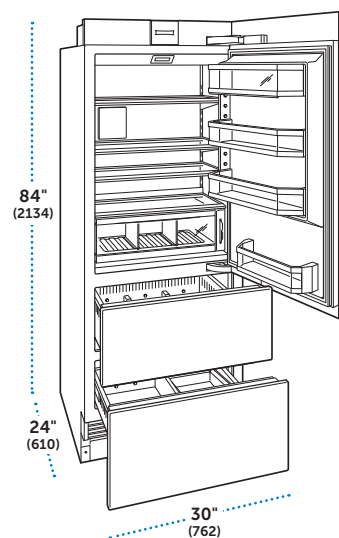
*Will accommodate 4" (102) and 6" (152) toe kick heights.

Miscellaneous

DESCRIPTION	NUMBER	MSRP
Enclosure Panels		
Stainless Steel Side (1)*	7031340	\$1,060
Stainless Steel Top	7031343	\$485
Mounting Kit		
Drawer Panel Support	7028082	\$15
Reduced Toe Kick Divider**	7029956	\$45
Water Filter	4204490	\$55

*Two side enclosures are required to install top enclosure.

**Required for toekicks from 37/8" (98) to 2" (51).



30" Combination – Tall

MODEL	MSRP
IT-30CI	\$9,205
IT-30CIID	\$9,605

SPECIFICATIONS

Overall Dimensions	30"W (762) x 84"H (2134) x 24"D (610)
Refrigerator Capacity	10.6 cu ft (300 L)
Freezer Capacity	5.0 cu ft (142 L)
Shipping Weight	400 lbs (181 kg)
Annual Energy Usage	\$67 (551 kWh)

FEATURES

Refrigerator

- 2 temperature zones
- 3 adjustable glass shelves
- High humidity crisper drawer with dividers
- 1 stationary and 2 adjustable door shelves
- Adjustable dairy compartment
- Air purification system
- Internal water dispenser (IT-30CIID)
- Water filtration system

Freezer

- 2 freezer storage drawers with dividers
- Automatic ice maker

Accessories

Stainless Steel Door Panels

DESCRIPTION	NUMBER	MSRP
84" (2134) Finished Height		
Tubular Handle / RH	7023706	\$710
Tubular Handle / LH	7023707	\$710
Pro Handle / RH	7025312	\$710
Pro Handle / LH	7025313	\$710

Stainless Steel Drawer Panels (2-panel set)

DESCRIPTION	NUMBER	MSRP
4" (102) Toe Kick		
Tubular Handle	7023702	\$595
Pro Handle	7025308	\$595
6" (152) Toe Kick		
Tubular Handle	7023703	\$595
Pro Handle	7025309	\$595

Dual Installation

DESCRIPTION	NUMBER	MSRP
Dual Installation Kits		
Handle-to-Handle	7023628	\$255
Handle-to-Hinge	7029829	\$255
Hinge-to-Hinge	7029830	\$255
Kickplates*		
48" (1219) Stainless Steel	7026838	\$60
54" (1372) Stainless Steel	7026839	\$60
60" (1524) Stainless Steel	7026840	\$70
66" (1676) Stainless Steel	7026841	\$80

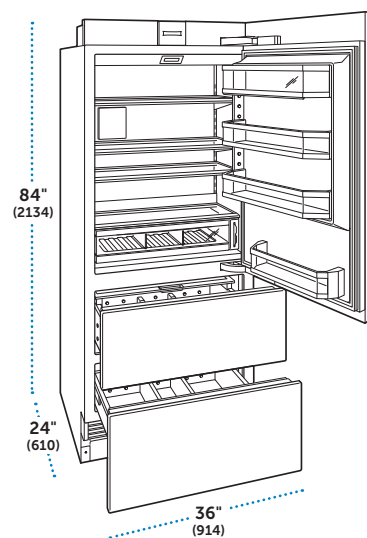
*Will accommodate 4" (102) and 6" (152) toe kick heights.

Miscellaneous

DESCRIPTION	NUMBER	MSRP
Enclosure Panels		
Stainless Steel Side (1)*	7031340	\$1,060
Stainless Steel Top	7031343	\$485
Mounting Kit		
Drawer Panel Support	7028082	\$15
Reduced Toe Kick Divider**	7029956	\$45
Egg Container	7007506	\$30
Water Filter	4204490	\$55
Air Purification Cartridge	7007067	\$55

*Two side enclosures are required to install top enclosure.

**Required for toe kicks from 3 7/8" (98) to 2" (51).



36" All Refrigerator – Tall

MODEL	MSRP
IT-36R	\$9,455
IT-36RID	\$9,855

SPECIFICATIONS

Overall Dimensions	36"W (914) x 84"H (2134) x 24"D (610)
Refrigerator Capacity	20.5 cu ft (581 L)
Shipping Weight	460 lbs (209 kg)
Annual Energy Usage	\$43 (353 kWh)

FEATURES

- 3 adjustable glass shelves
- Deli drawer with dividers
- High humidity crisper drawer with sliding cover and dividers
- Refrigerator storage drawer with dividers
- 1 stationary and 2 adjustable door shelves
- Adjustable dairy compartment
- Air purification system
- Internal water dispenser (IT-36RID)
- Water filtration system (IT-36RID)

Accessories

Stainless Steel Door Panels

DESCRIPTION	NUMBER	MSRP
84" (2134) Finished Height		
Tubular Handle / RH	7023708	\$795
Tubular Handle / LH	7023709	\$795
Pro Handle / RH	7025314	\$795
Pro Handle / LH	7025315	\$795

Stainless Steel Drawer Panels (2-panel set)

DESCRIPTION	NUMBER	MSRP
4" (102) Toe Kick		
Tubular Handle	7023704	\$625
Pro Handle	7025310	\$625
6" (152) Toe Kick		
Tubular Handle	7023705	\$625
Pro Handle	7025311	\$625

Dual Installation

DESCRIPTION	NUMBER	MSRP
Dual Installation Kits		
Handle-to-Handle	7023628	\$255
Handle-to-Hinge	7029829	\$255
Hinge-to-Hinge	7029830	\$255
Kickplates*		
54" (1372) Stainless Steel	7026839	\$60
60" (1524) Stainless Steel	7026840	\$70
66" (1676) Stainless Steel	7026841	\$80
72" (1829) Stainless Steel	7026842	\$80

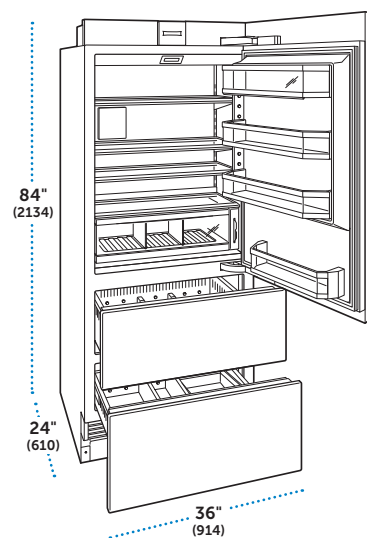
*Will accommodate 4" (102) and 6" (152) toe kick heights.

Miscellaneous

DESCRIPTION	NUMBER	MSRP
Enclosure Panels		
Stainless Steel Side (1)*	7031340	\$1,060
Stainless Steel Top	7031344	\$535
Mounting Kit		
Drawer Panel Support	7028082	\$15
Reduced Toe Kick Divider**	7029956	\$45
Egg Container	7007506	\$30
Water Filter	4204490	\$55
Air Purification Cartridge	7007067	\$55

*Two side enclosures are required to install top enclosure.

**Required for toe kicks from 3 7/8" (98) to 2" (51).



36" Combination – Tall

MODEL	MSRP
IT-36CI	\$9,665
IT-36CIID	\$10,065

SPECIFICATIONS

Overall Dimensions	36"W (914) x 84"H (2134) x 24"D (610)
Refrigerator Capacity	13.3 cu ft (377 L)
Freezer Capacity	6.4 cu ft (181 L)
Shipping Weight	460 lbs (209 kg)
Annual Energy Usage	\$72 (594 kWh)

FEATURES

Refrigerator

- 2 temperature zones
- 3 adjustable glass shelves
- High humidity crisper drawer with dividers
- 1 stationary and 2 adjustable door shelves
- Adjustable dairy compartment
- Air purification system
- Internal water dispenser (IT-36CIID)
- Water filtration system

Freezer

- 2 freezer storage drawers with dividers
- Automatic ice maker

Accessories

Stainless Steel Door Panels

DESCRIPTION	NUMBER	MSRP
84" (2134) Finished Height		
Tubular Handle / RH	7023708	\$795
Tubular Handle / LH	7023709	\$795
Pro Handle / RH	7025314	\$795
Pro Handle / LH	7025315	\$795

Stainless Steel Drawer Panels (2-panel set)

DESCRIPTION	NUMBER	MSRP
4" (102) Toe Kick		
Tubular Handle	7023704	\$625
Pro Handle	7025310	\$625
6" (152) Toe Kick		
Tubular Handle	7023705	\$625
Pro Handle	7025311	\$625

Dual Installation

DESCRIPTION	NUMBER	MSRP
Dual Installation Kits		
Handle-to-Handle	7023628	\$255
Handle-to-Hinge	7029829	\$255
Hinge-to-Hinge	7029830	\$255
Kickplates*		
54" (1372) Stainless Steel	7026839	\$60
60" (1524) Stainless Steel	7026840	\$70
66" (1676) Stainless Steel	7026841	\$80
72" (1829) Stainless Steel	7026842	\$80

*Will accommodate 4" (102) and 6" (152) toe kick heights.

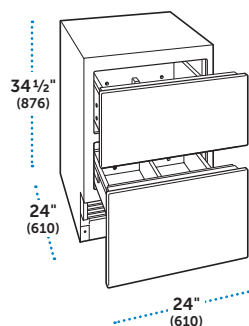
Miscellaneous

DESCRIPTION	NUMBER	MSRP
Enclosure Panels		
Stainless Steel Side (1)*	7031340	\$1,060
Stainless Steel Top	7031344	\$535
Mounting Kit		
Drawer Panel Support	7028082	\$15
Reduced Toe Kick Divider**	7029956	\$45
Egg Container	7007506	\$30
Water Filter	4204490	\$55
Air Purification Cartridge	7007067	\$55

*Two side enclosures are required to install top enclosure.

**Required for toe kicks from 3 7/8" (98) to 2" (51).

Designer Series Refrigeration



24" All Refrigerator – Drawers

MODEL	MSRP
ID-24R	\$4,750

SPECIFICATIONS

Overall Dimensions	24"W (610) x 34 1/2"H (876) x 24"D (610)
Refrigerator Capacity	4.0 cu ft (113 L)
Shipping Weight	170 lbs (77 kg)
Annual Energy Usage	\$26 (213 kWh)

FEATURES

- 2 refrigerator storage drawers with dividers

Accessories

Stainless Steel Drawer Panels (2-panel set)

DESCRIPTION	NUMBER	MSRP
4" (102) Toe Kick		
Tubular Handle	7025408	\$540
Pro Handle	7025360	\$540
6" (152) Toe Kick		
Tubular Handle	7025409	\$540
Pro Handle	7025361	\$540

Dual Installation

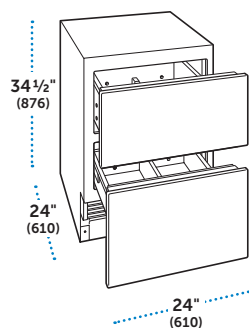
DESCRIPTION	NUMBER	MSRP
Dual Installation Kit	7024476	\$175
Kickplates*		
42" (1067) Stainless Steel	7027399	\$60
48" (1219) Stainless Steel	7026838	\$60
54" (1372) Stainless Steel	7026839	\$60
60" (1524) Stainless Steel	7026840	\$70

*Will accommodate 4" (102) and 6" (152) toe kick heights.

Miscellaneous

DESCRIPTION	NUMBER	MSRP
Reduced Toe Kick Divider*	7029956	\$45
Egg Container	7007506	\$30

*Required for toekicks from 3 7/8" (98) to 2" (51).



24" Outdoor All Refrigerator – Drawers

MODEL	MSRP
ID-24RO	\$5,095

SPECIFICATIONS

Overall Dimensions	24"W (610) x 34 1/2"H (876) x 24"D (610)
Refrigerator Capacity	4.0 cu ft (113 L)
Shipping Weight	170 lbs (77 kg)
Annual Energy Usage	\$26 (213 kWh)

FEATURES

- 2 refrigerator storage drawers with dividers
- Suitable for outdoor use

Accessories

Outdoor Rated Stainless Steel Drawer Panels (2-panel set)

DESCRIPTION	NUMBER	MSRP
4" (102) Toe Kick		
Pro Handle (with lock)*	9011615	\$910
Pro Handle (without lock)*	9011700	\$840

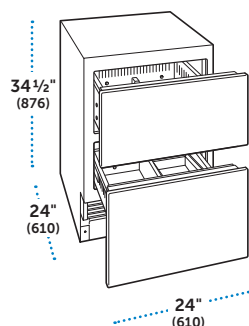
*Required for outdoor installation.

Dual Installation

DESCRIPTION	NUMBER	MSRP
Dual Installation Kit	7024476	\$175

Miscellaneous

DESCRIPTION	NUMBER	MSRP
Egg Container	7007506	\$30



24" All Freezer – Drawers

MODEL	MSRP
ID-24F	\$4,750
ID-24FI	\$4,920

SPECIFICATIONS

Overall Dimensions	24"W (610) x 34 1/2"H (876) x 24"D (610)
Freezer Capacity	3.8 cu ft (109 L)
Shipping Weight	170 lbs (77 kg)
Annual Energy Usage	\$45 (377 kWh)

FEATURES

- 2 freezer storage drawers with dividers
- Automatic ice maker (ID-24FI)

Accessories

Stainless Steel Drawer Panels (2-panel set)

DESCRIPTION	NUMBER	MSRP
4" (102) Toe Kick		
Tubular Handle	7025408	\$540
Pro Handle	7025360	\$540
6" (152) Toe Kick		
Tubular Handle	7025409	\$540
Pro Handle	7025361	\$540

Dual Installation

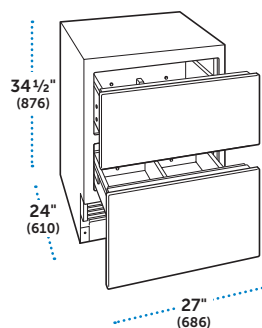
DESCRIPTION	NUMBER	MSRP
Dual Installation Kit	7024476	\$175
Kickplates*		
42" (1067) Stainless Steel	7027399	\$60
48" (1219) Stainless Steel	7026838	\$60
54" (1372) Stainless Steel	7026839	\$60
60" (1524) Stainless Steel	7026840	\$70

*Will accommodate 4" (102) and 6" (152) toe kick heights.

Miscellaneous

DESCRIPTION	NUMBER	MSRP
Reduced Toe Kick Divider*	7029956	\$45

*Required for toekicks from 3 7/8" (98) to 2" (51).



27" All Refrigerator – Drawers

MODEL	MSRP
ID-27R	\$4,835

SPECIFICATIONS

Overall Dimensions	27"W (686) x 34 1/2"H (876) x 24"D (610)
Refrigerator Capacity	4.6 cu ft (131 L)
Shipping Weight	190 lbs (86 kg)
Annual Energy Usage	\$26 (217 kWh)

FEATURES

- 2 refrigerator storage drawers with dividers

Accessories

Stainless Steel Drawer Panels (2-panel set)

DESCRIPTION	NUMBER	MSRP
4" (102) Toe Kick		
Tubular Handle	7025410	\$565
Pro Handle	7025362	\$565
6" (152) Toe Kick		
Tubular Handle	7025411	\$565
Pro Handle	7025363	\$565

Dual Installation

DESCRIPTION	NUMBER	MSRP
Dual Installation Kit	7024476	\$175
Kickplate*		
54" (1372) Stainless Steel	7026839	\$60

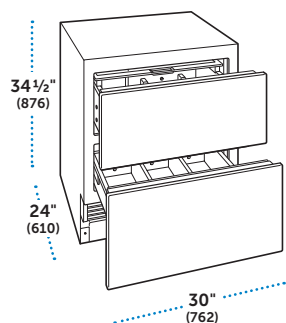
*Will accommodate 4" (102) and 6" (152) toe kick heights.

Miscellaneous

DESCRIPTION	NUMBER	MSRP
Reduced Toe Kick Divider*	7029956	\$45
Egg Container	7007506	\$30

*Required for toekicks from 3 7/8" (98) to 2" (51).

Designer Series Refrigeration



30" All Refrigerator – Drawers

MODEL	MSRP
ID-30R	\$4,920

SPECIFICATIONS

Overall Dimensions	30"W (762) x 34 1/2"H (876) x 24"D (610)
Refrigerator Capacity	5.3 cu ft (151 L)
Shipping Weight	210 lbs (95 kg)
Annual Energy Usage	\$27 (221 kWh)

FEATURES

- 2 refrigerator storage drawers with dividers

Accessories

Stainless Steel Drawer Panels (2-panel set)

DESCRIPTION	NUMBER	MSRP
4" (102) Toe Kick		
Tubular Handle	7023702	\$595
Pro Handle	7025308	\$595
6" (152) Toe Kick		
Tubular Handle	7023703	\$595
Pro Handle	7025309	\$595

Dual Installation

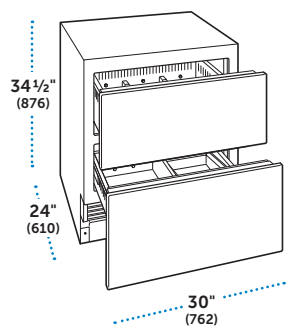
DESCRIPTION	NUMBER	MSRP
Dual Installation Kit	7024476	\$175
Kickplates*		
48" (1219) Stainless Steel	7026838	\$60
54" (1372) Stainless Steel	7026839	\$60
60" (1524) Stainless Steel	7026840	\$70
66" (1676) Stainless Steel	7026841	\$80

*Will accommodate 4" (102) and 6" (152) toe kick heights.

Miscellaneous

DESCRIPTION	NUMBER	MSRP
Mounting Kit		
Drawer Panel Support	7028082	\$15
Reduced Toe Kick Divider*	7029956	\$45
Egg Container	7007506	\$30

*Required for toekicks from 3 7/8" (98) to 2" (51).



30" All Freezer – Drawers

MODEL	MSRP
ID-30F	\$4,920
ID-30FI	\$5,090

SPECIFICATIONS

Overall Dimensions	30"W (762) x 34 1/2"H (876) x 24"D (610)
Freezer Capacity	5.1 cu ft (145 L)
Shipping Weight	210 lbs (95 kg)
Annual Energy Usage	
ID-30F	\$43 (356 kWh)
ID-30FI	\$48 (399 kWh)

FEATURES

- 2 freezer storage drawers with dividers
- Automatic ice maker (ID-30FI)

Accessories

Stainless Steel Drawer Panels (2-panel set)

DESCRIPTION	NUMBER	MSRP
4" (102) Toe Kick		
Tubular Handle	7023702	\$595
Pro Handle	7025308	\$595
6" (152) Toe Kick		
Tubular Handle	7023703	\$595
Pro Handle	7025309	\$595

Dual Installation

DESCRIPTION	NUMBER	MSRP
Dual Installation Kit	7024476	\$175
Kickplates*		
48" (1219) Stainless Steel	7026838	\$60
54" (1372) Stainless Steel	7026839	\$60
60" (1524) Stainless Steel	7026840	\$70
66" (1676) Stainless Steel	7026841	\$80

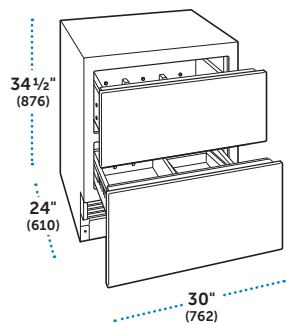
*Will accommodate 4" (102) and 6" (152) toe kick heights.

Miscellaneous

DESCRIPTION	NUMBER	MSRP
Mounting Kit		
Drawer Panel Support	7028082	\$15
Reduced Toe Kick Divider*	7029956	\$45

*Required for toekicks from 3 7/8" (98) to 2" (51).

Designer Series Refrigeration



30" Combination – Drawers

MODEL	MSRP
ID-30C	\$5,215
ID-30CI	\$5,385

SPECIFICATIONS

Overall Dimensions	30"W (762) x 34 1/2"H (876) x 24"D (610)
Refrigerator Capacity	3.0 cu ft (86 L)
Freezer Capacity	2.0 cu ft (56 L)
Shipping Weight	210 lbs (95 kg)
Annual Energy Usage	
ID-30C	\$45 (374 kWh)
ID-30CI	\$55 (458 kWh)

FEATURES

Refrigerator

- 2 temperature zones
- Refrigerator storage drawer with dividers

Freezer

- Freezer storage drawer with dividers
- Automatic ice maker (ID-30CI)

Accessories

Stainless Steel Drawer Panels (2-panel set)

DESCRIPTION	NUMBER	MSRP
4" (102) Toe Kick		
Tubular Handle	7023702	\$595
Pro Handle	7025308	\$595
6" (152) Toe Kick		
Tubular Handle	7023703	\$595
Pro Handle	7025309	\$595

Dual Installation

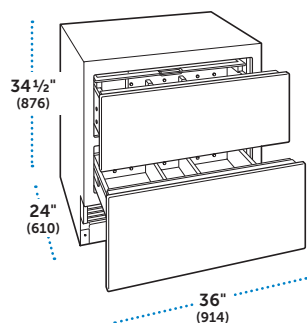
DESCRIPTION	NUMBER	MSRP
Dual Installation Kit	7024476	\$175
Kickplates*		
48" (1219) Stainless Steel	7026838	\$60
54" (1372) Stainless Steel	7026839	\$60
60" (1524) Stainless Steel	7026840	\$70
66" (1676) Stainless Steel	7026841	\$80

*Will accommodate 4" (102) and 6" (152) toe kick heights.

Miscellaneous

DESCRIPTION	NUMBER	MSRP
Mounting Kit		
Drawer Panel Support	7028082	\$15
Reduced Toe Kick Divider*	7029956	\$45
Egg Container	7007506	\$30

*Required for toekicks from 3 7/8" (98) to 2" (51).



36" All Refrigerator – Drawers

MODEL	MSRP
ID-36R	\$5,090

SPECIFICATIONS

Overall Dimensions	36"W (914) x 34 1/2"H (876) x 24"D (610)
Refrigerator Capacity	6.6 cu ft (188 L)
Shipping Weight	250 lbs (113 kg)
Annual Energy Usage	\$28 (230 kWh)

FEATURES

- 2 refrigerator storage drawers with dividers

Accessories

Stainless Steel Drawer Panels (2-panel set)

DESCRIPTION	NUMBER	MSRP
4" (102) Toe Kick		
Tubular Handle	7023704	\$625
Pro Handle	7025310	\$625
6" (152) Toe Kick		
Tubular Handle	7023705	\$625
Pro Handle	7025311	\$625

Dual Installation

DESCRIPTION	NUMBER	MSRP
Dual Installation Kit	7024476	\$175
Kickplates*		
54" (1372) Stainless Steel	7026839	\$60
60" (1524) Stainless Steel	7026840	\$70
66" (1676) Stainless Steel	7026841	\$80
72" (1829) Stainless Steel	7026842	\$80

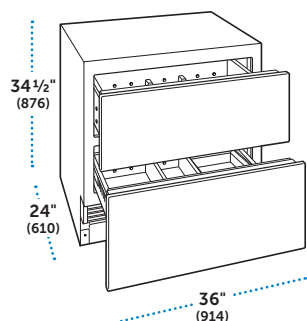
*Will accommodate 4" (102) and 6" (152) toe kick heights.

Miscellaneous

DESCRIPTION	NUMBER	MSRP
Mounting Kit		
Drawer Panel Support	7028082	\$15
Reduced Toe Kick Divider*	7029956	\$45
Egg Container	7007506	\$30

*Required for toekicks from 3 7/8" (98) to 2" (51).

Designer Series Refrigeration



36" Combination – Drawers

MODEL	MSRP
ID-36C	\$5,385
ID-36CI	\$5,555

SPECIFICATIONS

Overall Dimensions	36"W (914) x 34 1/2"H (876) x 24"D (610)
Refrigerator Capacity	3.8 cu ft (107 L)
Freezer Capacity	2.5 cu ft (70 L)
Shipping Weight	250 lbs (113 kg)
Annual Energy Usage	
ID-36C	\$52 (431 kWh)
ID-36CI	\$62 (515 kWh)

FEATURES

Refrigerator

- 2 temperature zones
- Refrigerator storage drawer with dividers

Freezer

- Freezer storage drawer with dividers
- Automatic ice maker (ID-36CI)

Accessories

Stainless Steel Drawer Panels (2-panel set)

DESCRIPTION	NUMBER	MSRP
4" (102) Toe Kick		
Tubular Handle	7023704	\$625
Pro Handle	7025310	\$625
6" (152) Toe Kick		
Tubular Handle	7023705	\$625
Pro Handle	7025311	\$625

Dual Installation

DESCRIPTION	NUMBER	MSRP
Dual Installation Kit	7024476	\$175
Kickplates*		
54" (1372) Stainless Steel	7026839	\$60
60" (1524) Stainless Steel	7026840	\$70
66" (1676) Stainless Steel	7026841	\$80
72" (1829) Stainless Steel	7026842	\$80

*Will accommodate 4" (102) and 6" (152) toe kick heights.

Miscellaneous

DESCRIPTION	NUMBER	MSRP
Mounting Kit		
Drawer Panel Support	7028082	\$15
Reduced Toe Kick Divider*	7029956	\$45
Egg Container	7007506	\$30

*Required for toekicks from 3 7/8" (98) to 2" (51).

Undercounter Refrigeration

Sub-Zero Designer Series Undercounter Refrigeration features a fully customizable exterior and comes in various functions and configurations—all conveniently sized—to fit wherever you need it most. Add comfort and convenience to your master suite. Create a stunning cocktail bar in your study. Seamlessly integrate a spot for delicate cosmetics. The options are truly endless.

- All models feature a panel ready design.
- Stainless steel accessory panels and handles to coordinate other Sub-Zero, Wolf, and Cove appliances.
- Models DEU2450RO and UC-15I(P)O are rated for outdoor use.
- Energy efficient; many models are ENERGY STAR® qualified.
- All refrigeration models are Star-K certified (excludes ice maker models).

MODEL NUMBER KEY

Designer Series Undercounter Refrigeration	DEU
Undercounter Ice Maker	UC
All Refrigerator	R
Beverage Center	B
Combination Refrigerator/Freezer	C
Ice Maker	I
Glass Door	G
High Altitude Glass Door	A
Outdoor Model	O
Drain Pump	P
Right-Hinge	/R
Left-Hinge	/L

Specify right-hinge (/R) or left-hinge (/L) door when ordering, excludes ice maker.

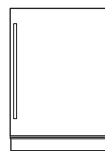
Annual energy usage is based on 12 cents per kilowatt hour (kWh).

Model DEU2450BA with high altitude glass door is available for installations above 5,000' (1524 m) in elevation.

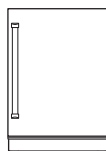
Undercounter Models



DEU2450BG



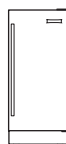
DEU2450R



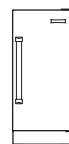
DEU2450RO



DEU2450CI

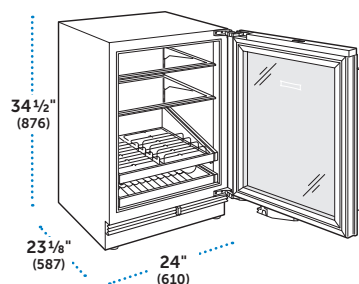


UC-15I(P)



UC-15I(P)O

Designer Series Undercounter Refrigeration



24" Beverage Center

MODEL	MSRP
DEU2450BG	\$2,875

SPECIFICATIONS

Overall Dimensions	24"W (610) x 34 1/2"H (876) x 23 1/8"D (587)
Refrigerator Capacity	5.5 cu ft (157 L)
Shipping Weight	146 lbs (66 kg)
Annual Energy Usage	\$29 (243 kWh)

FEATURES

- 2 adjustable glass shelves
- All glass shelves feature a spill-proof, nano-coating
- Full-extension upright beverage shelf with adjustable gates
- Full-extension multipurpose shelf
- Full-view, UV-resistant glass door
- Adjustable LED accent light
- Espresso interior
- Door alarm
- High altitude glass available

Accessories

Stainless Steel Door Panels

DESCRIPTION	NUMBER	MSRP
Tubular Handle / RH	9029034	\$345
Tubular Handle / RH / Lock	9029032	\$385
Tubular Handle / LH	9029028	\$345
Tubular Handle / LH / Lock	9029026	\$385
Pro Handle / RH	9028545	\$345
Pro Handle / RH / Lock	9028544	\$385
Pro Handle / LH	9028514	\$345
Pro Handle / LH / Lock	9028513	\$385

Door panel kits include solid stainless steel kickplate, minimum installation height of 34" (864).

Dual Installation

DESCRIPTION	NUMBER	MSRP
Dual Installation Kits		
Two DEU Units*	9028869	\$110
One DEU with One ID Unit**	9035534	\$110

Stainless Steel Kickplates

48" (1219)	7042655	\$160
48" (1219) Tall***	7042680	\$160

*Use when dual installing two undercounter units. Handle to handle installation only.

**Use when dual installing undercounter unit with drawer unit. Handle to drawer installation only.

***Minimum installation height of 34.5" (876).

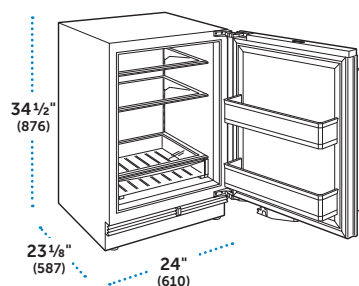
Miscellaneous

DESCRIPTION	NUMBER	MSRP
Stainless Steel Kickplate		
24" (610) Tall*	7042677	N/C
Custom Panel Lock Kit	7042232	\$105
Solid Panel-Ready Door RH**	7042312	\$420
Solid Panel-Ready Door LH**	7042313	\$420

*Minimum installation height of 34.5" (876).

**Installation requires authorized service.

Designer Series Undercounter Refrigeration



24" All Refrigerator

MODEL	MSRP
DEU2450R	\$2,665

SPECIFICATIONS

Overall Dimensions	24"W (610) x 34½"H (876) x 23⅛"D (587)
Refrigerator Capacity	5.4 cu ft (152 L)
Shipping Weight	133 lbs (60 kg)
Annual Energy Usage	\$20 (168 kWh)

FEATURES

- 2 adjustable glass shelves
- 1 fixed glass shelf
- All glass shelves feature a spill-proof, nano-coating
- Clear storage drawer
- 2 door shelves
- White interior
- Door alarm

Accessories

Stainless Steel Door Panels

DESCRIPTION	NUMBER	MSRP
Tubular Handle / RH	9029035	\$315
Tubular Handle / LH	9029029	\$315
Pro Handle / RH	9029031	\$315
Pro Handle / LH	9029025	\$315

Door panel kits include solid stainless steel kickplate, minimum installation height of 34" (864).

Dual Installation

DESCRIPTION	NUMBER	MSRP
Dual Installation Kits		
Two DEU Units*	9028869	\$110
One DEU with One ID Unit**	9035534	\$110

Stainless Steel Kickplates

48" (1219)	7042655	\$160
48" (1219) Tall***	7042680	\$160

*Use when dual installing two undercounter units. Handle to handle installation only.

**Use when dual installing undercounter unit with drawer unit. Handle to drawer installation only.

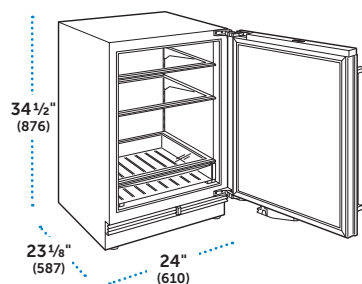
***Minimum installation height of 34.5" (876).

Miscellaneous

DESCRIPTION	NUMBER	MSRP
Stainless Steel Kickplate		
24" (610) Tall*	7042677	N/C
Custom Panel Lock Kit	7042232	\$105

*Minimum installation height of 34.5" (876).

Designer Series Undercounter Refrigeration



24" Outdoor All Refrigerator

MODEL	MSRP
DEU2450RO	\$3,515

SPECIFICATIONS

Overall Dimensions	24"W (610) x 34 1/2"H (876) x 23 1/8"D (587)
Refrigerator Capacity	5.4 cu ft (151 L)
Shipping Weight	153 lbs (69 kg)
Annual Energy Usage	\$20 (168 kWh)

FEATURES

- 2 adjustable glass shelves
- 1 fixed glass shelf
- All glass shelves feature a spill-proof, nano-coating
- Clear storage drawer
- Stainless steel interior
- Door alarm

Accessories

Stainless Steel Door Panels

DESCRIPTION	NUMBER	MSRP
Outdoor Panels		
Pro Handle / RH	9028547	\$395
Pro Handle / RH / Lock	9028546	\$435
Pro Handle / LH	9028543	\$395
Pro Handle / LH / Lock	9028515	\$435
Indoor Panels		
Tubular Handle / RH	9029035	\$315
Tubular Handle / LH	9029029	\$315
Pro Handle / RH	9029031	\$315
Pro Handle / LH	9029025	\$315

Door panel kits include solid stainless steel kickplate, minimum installation height of 34" (864).

Dual Installation

DESCRIPTION	NUMBER	MSRP
Dual Installation Kits		
Two DEU Units*	9028869	\$110
One DEU with One ID Unit**	9035534	\$110
Stainless Steel Kickplates†		
48" (1219)	7042655	\$160
48" (1219) Tall***	7042680	\$160

*Use when dual installing two undercounter units. Handle to handle installation only.

**Use when dual installing undercounter unit with drawer unit. Handle to drawer installation only.

***Minimum installation height of 34.5" (876).

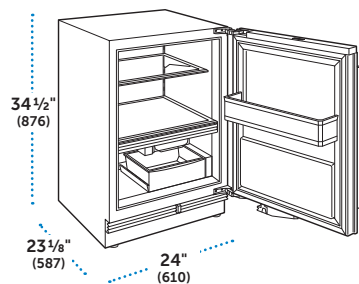
†Dual kickplates can be used for indoor and outdoor applications.

Miscellaneous

DESCRIPTION	NUMBER	MSRP
Stainless Steel Kickplate		
24" (610) Tall*	7042677	N/C

*Minimum installation height of 34.5" (876).

Designer Series Undercounter Refrigeration



24" Refrigerator/Freezer

MODEL	MSRP
DEU2450CI	\$3,090

SPECIFICATIONS

Overall Dimensions	24"W (610) x 34 1/2"H (876) x 23 1/8"D (587)
Refrigerator Capacity	3.1 cu ft (87 L)
Freezer Capacity	1.7 cu ft (48 L)
Shipping Weight	134 lbs (61 kg)
Annual Energy Usage	\$49 (408 kWh)

FEATURES

- 1 adjustable glass shelf
- 1 fixed shelf
- All glass shelves feature a spill-proof, nano-coating
- 1 door shelf
- Automatic ice maker
- Removable ice storage bin
- White interior
- Door alarm

Accessories

Stainless Steel Door Panels

DESCRIPTION	NUMBER	MSRP
Tubular Handle / RH	9029035	\$315
Tubular Handle / LH	9029029	\$315
Pro Handle / RH	9029031	\$315
Pro Handle / LH	9029025	\$315

Door panel kits include solid stainless steel kickplate, minimum installation height of 34" (864).

Dual Installation

DESCRIPTION	NUMBER	MSRP
Dual Installation Kits		
Two DEU Units*	9028869	\$110
One DEU with One ID Unit**	9035534	\$110

Stainless Steel Kickplates

48" (1219)	7042655	\$160
48" (1219) Tall***	7042680	\$160

*Use when dual installing two undercounter units. Handle to handle installation only.

**Use when dual installing undercounter unit with drawer unit. Handle to drawer installation only.

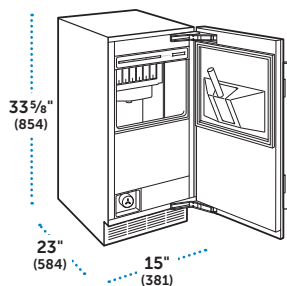
***Minimum installation height of 34.5" (876).

Miscellaneous

DESCRIPTION	NUMBER	MSRP
Stainless Steel Kickplate		
24" (610) Tall*	7042677	N/C
Custom Panel Lock Kit	7042232	\$105

*Minimum installation height of 34.5" (876).

Designer Series Undercounter Refrigeration



15" Ice Maker

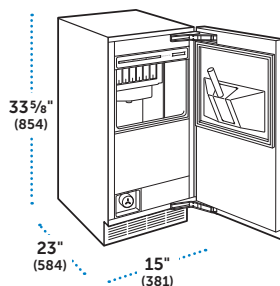
MODEL	MSRP
UC-15I	\$3,455
UC-15IP	\$4,370

SPECIFICATIONS

Overall Dimensions	15"W (381) x 33 5/8"H (854) x 23"D (584)
Ice Storage Capacity	26 lbs (12 kg)
Shipping Weight	117 lbs (53 kg)

FEATURES

- Ice scoop
- Drain pump (UC-15IP)
- Water filtration system



15" Outdoor Ice Maker

MODEL	MSRP
UC-15IO	\$3,800
UC-15IPO	\$4,715

SPECIFICATIONS

Overall Dimensions	15"W (381) x 33 5/8"H (854) x 23"D (584)
Ice Storage Capacity	26 lbs (12 kg)
Shipping Weight	117 lbs (53 kg)

FEATURES

- Ice scoop
- Drain pump (UC-15IPO)
- Water filtration system

Accessories

DESCRIPTION	NUMBER	MSRP
15" (381) Stainless Steel Door Panel		
Tubular Handle	7030430	\$415
Pro Handle	7030431	\$415
18" (457) Stainless Steel Door Panel		
Tubular Handle	7030432	\$425
Pro Handle	7030433	\$425
3" (76) Stainless Steel Filler	7012363	\$90
Stainless Steel Kickplate	7013395	\$45
Cleaning Solution*	7013400	\$25
Sanitizing Solution*	7013401	\$25
Water Filter	7012333	\$65

*Must be purchased with ice maker.

Accessories

DESCRIPTION	NUMBER	MSRP
15" (381) Stainless Steel Door Panel		
Pro Handle	7030434	\$415
Stainless Steel Kickplate	7013395	\$45
Cleaning Solution*	7013400	\$25
Sanitizing Solution*	7013401	\$25
Water Filter	7012333	\$65

*Must be purchased with ice maker.

Wine Storage

To preserve the integrity of every glass, Sub-Zero Wine Storage units are more than just coolers; they are built with advanced preservation technologies and protective features that guard against the harmful effects of heat, humidity, light, and vibration. Cherrywood-faced shelves, soft lighting, custom cabinetry if desired—Sub-Zero helps make a wine collection an element of beauty in the home.

- Framed, overlay, flush inset, stainless steel, and integrated design options complement Classic Series, Designer Series, and undercounter units for dual installation.
- Full-view glass door on all models.
- Discreet interior lighting with illuminated display shelf.
- Two independent storage zones maintain temperature, humidity, and UV protection.
- Cherrywood-faced shelves display the wine beautifully and accommodate 750 ml bottles, half-bottles, and magnums.

MODEL NUMBER KEY (UNDERCOUNTER MODEL)

Designer Series Undercounter	DEU
Wine Storage	W
High Altitude Glass Door	A
Right-Hinge	/R
Left-Hinge	/L

MODEL NUMBER KEY (FULL SIZE MODELS)

Classic Series Wine Storage	BW
Designer Series Wine Storage	IW
High Altitude Glass Door	A
Refrigerator Drawers	R
Combination Refrigerator/Freezer Drawers	C
Ice Maker	I
Overlay Model	/O
Stainless Steel Model	/S
Tubular Handle	/TH
Pro Handle	/PH
Right-Hinge	-RH
Left-Hinge	-LH

Wine Storage Models



DEU2450W



IW-18



IW-24



IW-30



IW-30R



IW-30CI



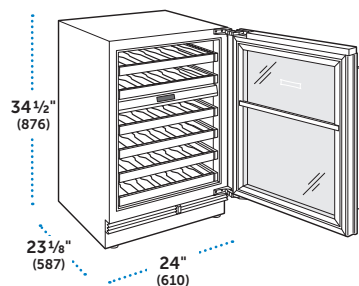
BW-30

Models are shown in the stainless steel design with tubular handles.

Specify right-hinge or left-hinge door when ordering (see model number keys above).

Overall dimensions for BW-30 are based on stainless steel models. Overall dimensions for Designer Series full size and undercounter models do not include panels or handles. Dimensions will vary with panel thickness.

A high altitude glass door is available for installations above 5,000' (1524 m) in elevation.



24" Undercounter Wine Storage

MODEL	MSRP
DEU2450W	\$4,045

SPECIFICATIONS

Overall Dimensions	24" W (610) x 34 1/2" H (876) x 23 1/8" D (587)
Design	Undercounter
Wine Storage Capacity	42 bottles (750 ml)
Shipping Weight	176 lbs (80 kg)

FEATURES

- 2 temperature zones
- 6 full-extension wine racks
- Full-view, UV-resistant glass door
- Adjustable LED accent light
- Espresso interior
- Door alarm
- High altitude glass available

Accessories

Stainless Steel Door Panels

DESCRIPTION	NUMBER	MSRP
Tubular Handle / RH	9029034	\$345
Tubular Handle / RH / Lock	9029032	\$385
Tubular Handle / LH	9029028	\$345
Tubular Handle / LH / Lock	9029026	\$385
Pro Handle / RH	9028545	\$345
Pro Handle / RH / Lock	9028544	\$385
Pro Handle / LH	9028514	\$345
Pro Handle / LH / Lock	9028513	\$385

Door panel kits include solid stainless steel kickplate, minimum installation height of 34" (864).

Miscellaneous

DESCRIPTION	NUMBER	MSRP
Stainless Steel Kickplate		
24" (610) Tall*	7042677	N/C
Custom Panel Lock Kit	7042232	\$105
Solid Panel-Ready Door RH**	7042312	\$420
Solid Panel-Ready Door LH**	7042313	\$420

*Minimum installation height of 34.5" (876).

**Installation requires authorized service.

Accessories

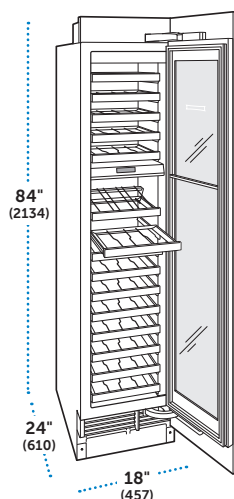
Dual Installation

DESCRIPTION	NUMBER	MSRP
Dual Installation Kits		
Two DEU Units*	9028869	\$110
One DEU with One ID Unit**	9035534	\$110
Stainless Steel Kickplates		
48" (1219)	7042655	\$160
48" (1219) Tall***	7042680	\$160

*Use when dual installing two undercounter units. Handle to handle installation only.

**Use when dual installing undercounter unit with drawer unit. Handle to drawer installation only.

***Minimum installation height of 34.5" (876).



18" Wine Storage

MODEL	MSRP
IW-18	\$6,690

SPECIFICATIONS

Overall Dimensions	18"W (457) x 84"H (2134) x 24"D (610)
Design	Designer Series
Wine Storage Capacity	59 bottles (750 ml)
Shipping Weight	350 lbs (158 kg)

FEATURES

- 2 temperature zones
- 5 upper and 10 lower compartment shelves
- Full-view, UV-resistant glass door
- Inventory tile system
- High altitude glass available

Accessories

Dual Installation

DESCRIPTION	NUMBER	MSRP
Dual Installation Kits		
Handle-to-Handle	7023628	\$255
Handle-to-Hinge	7029829	\$255
Hinge-to-Hinge	7029830	\$255
Kickplates*		
36" (914) Stainless Steel	7026837	\$60
42" (1067) Stainless Steel	7027399	\$60
48" (1219) Stainless Steel	7026838	\$60
54" (1372) Stainless Steel	7026839	\$60

*Will accommodate 4" (102) and 6" (152) toe kick heights.

Accessories

Stainless Steel Door Panels

DESCRIPTION	NUMBER	MSRP
84" (2134) Fin Height – 4" (102) Toe Kick		
Tubular Handle / RH	7025376	\$670
Tubular Handle / RH / Lock	7025380	\$780
Tubular Handle / LH	7025377	\$670
Tubular Handle / LH / Lock	7025381	\$780
Pro Handle / RH	7025328	\$670
Pro Handle / RH / Lock	7025332	\$780
Pro Handle / LH	7025329	\$670
Pro Handle / LH / Lock	7025333	\$780
84" (2134) Fin Height – 6" (152) Toe Kick		
Tubular Handle / RH	7025378	\$670
Tubular Handle / RH / Lock	7025382	\$780
Tubular Handle / LH	7025379	\$670
Tubular Handle / LH / Lock	7025383	\$780
Pro Handle / RH	7025330	\$670
Pro Handle / RH / Lock	7025334	\$780
Pro Handle / LH	7025331	\$670
Pro Handle / LH / Lock	7025335	\$780

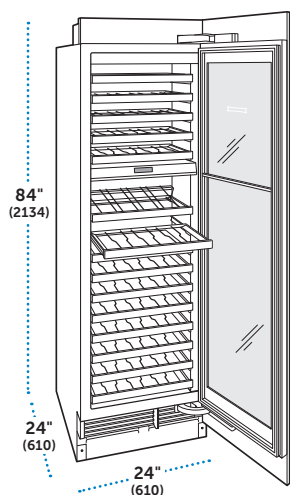
Miscellaneous

DESCRIPTION	NUMBER	MSRP
Enclosure Panels		
Stainless Steel Top	7031341	\$410
Stainless Steel Side (1)*	7031340	\$1,060
Reduced Toe Kick Divider**	7029956	\$45
Solid Panel-Ready Door RH***	7031923	\$510
Solid Panel-Ready Door LH***	7031924	\$510
Lock Kit	7028773	\$100
Inventory Tiles (15)	7031944	\$30
Inventory Tiles / Writable (15)	7030331	\$60
Bulk Storage Drawer	7028448	\$510
Dessert Wine Rack	7028451	\$400

*Two side enclosures are required to install top enclosure.

**Required for toekicks from 3 7/8" (98) to 2" (51).

***Installation may require authorized service.



24" Wine Storage

MODEL	MSRP
IW-24	\$7,150

SPECIFICATIONS

Overall Dimensions	24"W (610) x 84"H (2134) x 24"D (610)
Design	Designer Series
Wine Storage Capacity	102 bottles (750 ml)
Shipping Weight	410 lbs (185 kg)

FEATURES

- 2 temperature zones
- 5 upper and 10 lower compartment shelves
- Full-view, UV-resistant glass door
- Inventory tile system
- High altitude glass available

Accessories

Dual Installation

DESCRIPTION	NUMBER	MSRP
Dual Installation Kits		
Handle-to-Handle	7023628	\$255
Handle-to-Hinge	7029829	\$255
Hinge-to-Hinge	7029830	\$255
Kickplates*		
42" (1067) Stainless Steel	7027399	\$60
48" (1219) Stainless Steel	7026838	\$60
54" (1372) Stainless Steel	7026839	\$60
60" (1524) Stainless Steel	7026840	\$70

*Will accommodate 4" (102) and 6" (152) toe kick heights.

Accessories

Stainless Steel Door Panels

DESCRIPTION	NUMBER	MSRP
84" (2134) Fin Height – 4" (102) Toe Kick		
Tubular Handle / RH	7025384	\$795
Tubular Handle / RH / Lock	7025388	\$900
Tubular Handle / LH	7025385	\$795
Tubular Handle / LH / Lock	7025389	\$900
Pro Handle / RH	7025336	\$795
Pro Handle / RH / Lock	7025340	\$900
Pro Handle / LH	7025337	\$795
Pro Handle / LH / Lock	7025341	\$900
84" (2134) Fin Height – 6" (152) Toe Kick		
Tubular Handle / RH	7025386	\$795
Tubular Handle / RH / Lock	7025390	\$900
Tubular Handle / LH	7025387	\$795
Tubular Handle / LH / Lock	7025391	\$900
Pro Handle / RH	7025338	\$795
Pro Handle / RH / Lock	7025342	\$900
Pro Handle / LH	7025339	\$795
Pro Handle / LH / Lock	7025343	\$900

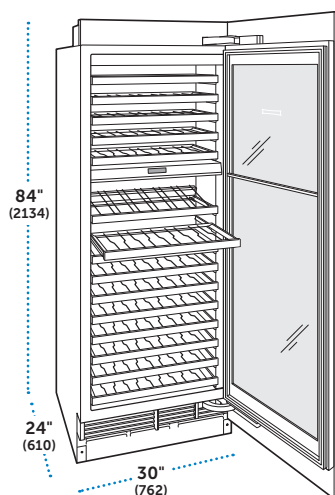
Miscellaneous

DESCRIPTION	NUMBER	MSRP
Enclosure Panels		
Stainless Steel Top	7031342	\$450
Stainless Steel Side (1)*	7031340	\$1,060
Reduced Toe Kick Divider**	7029956	\$45
Solid Panel-Ready Door RH***	7031925	\$545
Solid Panel-Ready Door LH***	7031926	\$545
Lock Kit	7028773	\$100
Inventory Tiles (15)	7031944	\$30
Inventory Tiles / Writable (15)	7030331	\$60
Bulk Storage Drawer	7028449	\$595
Dessert Wine Rack	7028451	\$400

*Two side enclosures are required to install top enclosure.

**Required for toekicks from 3 7/8" (98) to 2" (51).

***Installation may require authorized service.



30" Wine Storage

MODEL	MSRP
IW-30	\$8,300

SPECIFICATIONS

Overall Dimensions	30"W (762) x 84"H (2134) x 24"D (610)
Design	Designer Series
Wine Storage Capacity	146 bottles (750 ml)
Shipping Weight	460 lbs (208 kg)

FEATURES

- 2 temperature zones
- 5 upper and 10 lower compartment shelves
- Full-view, UV-resistant glass door
- Inventory tile system
- High altitude glass available

Accessories

Dual Installation

DESCRIPTION	NUMBER	MSRP
Dual Installation Kits		
Handle-to-Handle	7023628	\$255
Handle-to-Hinge	7029829	\$255
Hinge-to-Hinge	7029830	\$255
Kickplates*		
48" (1219) Stainless Steel	7026838	\$60
54" (1372) Stainless Steel	7026839	\$60
60" (1524) Stainless Steel	7026840	\$70
66" (1676) Stainless Steel	7026841	\$80

*Will accommodate 4" (102) and 6" (152) toe kick heights.

Accessories

Stainless Steel Door Panels

DESCRIPTION	NUMBER	MSRP
84" (2134) Fin Height – 4" (102) Toe Kick		
Tubular Handle / RH	7025392	\$905
Tubular Handle / RH / Lock	7025396	\$1,010
Tubular Handle / LH	7025393	\$905
Tubular Handle / LH / Lock	7025397	\$1,010
Pro Handle / RH	7025344	\$905
Pro Handle / RH / Lock	7025348	\$1,010
Pro Handle / LH	7025345	\$905
Pro Handle / LH / Lock	7025349	\$1,010
84" (2134) Fin Height – 6" (152) Toe Kick		
Tubular Handle / RH	7025394	\$905
Tubular Handle / RH / Lock	7025398	\$1,010
Tubular Handle / LH	7025395	\$905
Tubular Handle / LH / Lock	7025399	\$1,010
Pro Handle / RH	7025346	\$905
Pro Handle / RH / Lock	7025350	\$1,010
Pro Handle / LH	7025347	\$905
Pro Handle / LH / Lock	7025351	\$1,010

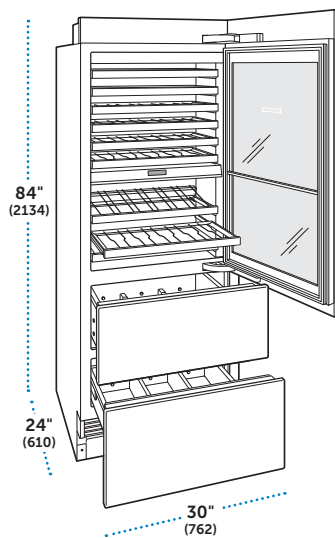
Miscellaneous

DESCRIPTION	NUMBER	MSRP
Enclosure Panels		
Stainless Steel Top	7031343	\$485
Stainless Steel Side (1)*	7031340	\$1,060
Reduced Toe Kick Divider**	7029956	\$45
Solid Panel-Ready Door RH***	7031927	\$580
Solid Panel-Ready Door LH***	7031928	\$580
Lock Kit	7028773	\$100
Inventory Tiles (15)	7031944	\$30
Inventory Tiles / Writable (15)	7030331	\$60
Bulk Storage Drawer	7028450	\$735
Dessert Wine Rack	7028451	\$400

*Two side enclosures are required to install top enclosure.

**Required for toekicks from 3 7/8" (98) to 2" (51).

***Installation may require authorized service.



30" Wine Storage with Refrigerator Drawers

MODEL	MSRP
IW-30R	\$9,680

SPECIFICATIONS

Overall Dimensions	30"W (762) x 84"H (2134) x 24"D (610)
Design	Designer Series
Wine Storage Capacity	86 bottles (750 ml)
Refrigerator Capacity	5.2 cu ft (147 L)
Shipping Weight	490 lbs (222 kg)

FEATURES

- 3 temperature zones
- 6 upper and 3 lower compartment shelves
- Display shelf
- Full-view, UV-resistant glass door
- High altitude glass available
- 2 refrigerator drawers with dividers

Accessories

Stainless Steel Drawer Panels (2-panel set)

DESCRIPTION	NUMBER	MSRP
4" (102) Toe Kick		
Tubular Handle	7023702	\$595
Pro Handle	7025308	\$595
6" (152) Toe Kick		
Tubular Handle	7023703	\$595
Pro Handle	7025309	\$595

Accessories

Stainless Steel Door Panels

DESCRIPTION	NUMBER	MSRP
84" (2134) Finished Height		
Tubular Handle / RH	7025400	\$795
Tubular Handle / RH / Lock	7025402	\$900
Tubular Handle / LH	7025401	\$795
Tubular Handle / LH / Lock	7025403	\$900
Pro Handle / RH	7025352	\$795
Pro Handle / RH / Lock	7025354	\$900
Pro Handle / LH	7025353	\$795
Pro Handle / LH / Lock	7025355	\$900

Dual Installation

DESCRIPTION	NUMBER	MSRP
Dual Installation Kits		
Handle-to-Handle	7023628	\$255
Handle-to-Hinge	7029829	\$255
Hinge-to-Hinge	7029830	\$255

Kickplates*

48" (1219) Stainless Steel	7026838	\$60
54" (1372) Stainless Steel	7026839	\$60
60" (1524) Stainless Steel	7026840	\$70
66" (1676) Stainless Steel	7026841	\$80

*Will accommodate 4" (102) and 6" (152) toe kick heights.

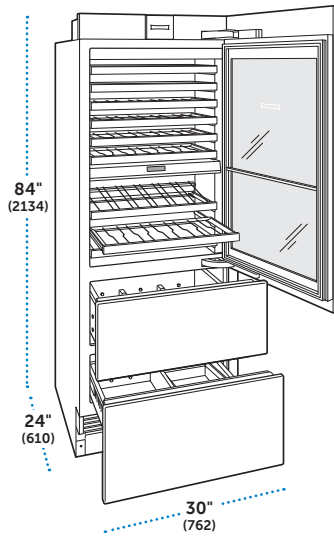
Miscellaneous

DESCRIPTION	NUMBER	MSRP
Enclosure Panels		
Stainless Steel Top	7031343	\$485
Stainless Steel Side (1)*	7031340	\$1,060
Mounting Kit		
Drawer Panel Support	7028082	\$15
Reduced Toe Kick Divider**	7029956	\$45
Solid Panel-Ready Door RH***	7031929	\$505
Solid Panel-Ready Door LH***	7031930	\$505
Lock Kit	7028773	\$100
Inventory Tiles (15)	7031944	\$30
Inventory Tiles / Writable (15)	7030331	\$60
Bulk Storage Drawer	7028450	\$735
Dessert Wine Rack	7028451	\$400

*Two side enclosures are required to install top enclosure.

**Required for toe kicks from 3 7/8" (98) to 2" (51).

***Installation may require authorized service.



30" Wine Storage with Combination Drawers

MODEL	MSRP
IW-30CI	\$9,850

SPECIFICATIONS

Overall Dimensions	30"W (762) x 84"H (2134) x 24"D (610)
Design	Designer Series
Wine Storage Capacity	86 bottles (750 ml)
Refrigerator Capacity	3.0 cu ft (85 L)
Freezer Capacity	2.0 cu ft (57 L)
Shipping Weight	495 lbs (225 kg)

FEATURES

- 4 temperature zones
- 6 upper and 3 lower compartment shelves
- Display shelf
- Full-view, UV-resistant glass door
- High altitude glass available
- 1 refrigerator drawer with dividers
- 1 freezer drawer with dividers
- Automatic ice maker

Accessories

Stainless Steel Drawer Panels (2-panel set)

DESCRIPTION	NUMBER	MSRP
4" (102) Toe Kick		
Tubular Handle	7023702	\$595
Pro Handle	7025308	\$595
6" (152) Toe Kick		
Tubular Handle	7023703	\$595
Pro Handle	7025309	\$595

Accessories

Stainless Steel Door Panels

DESCRIPTION	NUMBER	MSRP
84" (2134) Finished Height		
Tubular Handle / RH	7025400	\$795
Tubular Handle / RH / Lock	7025402	\$900
Tubular Handle / LH	7025401	\$795
Tubular Handle / LH / Lock	7025403	\$900
Pro Handle / RH	7025352	\$795
Pro Handle / RH / Lock	7025354	\$900
Pro Handle / LH	7025353	\$795
Pro Handle / LH / Lock	7025355	\$900

Dual Installation

DESCRIPTION	NUMBER	MSRP
Dual Installation Kits		
Handle-to-Handle	7023628	\$255
Handle-to-Hinge	7029829	\$255
Hinge-to-Hinge	7029830	\$255

Kickplates*

48" (1219) Stainless Steel	7026838	\$60
54" (1372) Stainless Steel	7026839	\$60
60" (1524) Stainless Steel	7026840	\$70
66" (1676) Stainless Steel	7026841	\$80

*Will accommodate 4" (102) and 6" (152) toe kick heights.

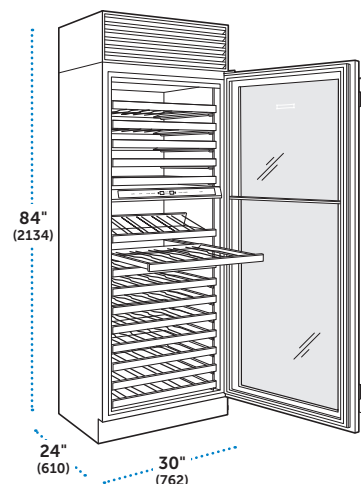
Miscellaneous

DESCRIPTION	NUMBER	MSRP
Enclosure Panels		
Stainless Steel Top	7031343	\$485
Stainless Steel Side (1)*	7031340	\$1,060
Mounting Kit		
Drawer Panel Support	7028082	\$15
Reduced Toe Kick Divider**	7029956	\$45
Solid Panel-Ready Door RH***	7031929	\$505
Solid Panel-Ready Door LH***	7031930	\$505
Lock Kit	7028773	\$100
Inventory Tiles (15)	7031944	\$30
Inventory Tiles / Writable (15)	7030331	\$60
Bulk Storage Drawer	7028450	\$735
Dessert Wine Rack	7028451	\$400
Water Filter	4204490	\$55

*Two side enclosures are required to install top enclosure.

**Required for toe kicks from 3 7/8" (98) to 2" (51).

***Installation may require authorized service.



30" Wine Storage

MODEL	MSRP
BW-30/O*	\$8,400
BW-30/S/TH	\$9,485
BW-30/S/PH	\$9,485

*Flush inset and framed design options are achieved by specifying an overlay model. Overlay models include a grille frame that accepts a classic louvered, solid stainless, pro louvered or custom panel insert.

SPECIFICATIONS

Overall Dimensions	30"W (762) x 84"H (2134) x 24"D (610)
Design	Classic Series
Wine Storage Capacity	146 bottles (750 ml)
Shipping Weight	445 lbs (202 kg)

FEATURES

- 2 temperature zones
- 5 upper and 9 lower compartment shelves
- Display shelf
- Full-view, UV-resistant glass door
- High altitude glass available
- 90° door stop

No solid door option available for this model.

Accessories

Grilles

FINISHED HEIGHT	NUMBER	MSRP
Framed		
83" (2108) Classic Louvered	7003518	\$375
88" (2235) Classic Louvered	7003522	\$485
Overlay or Flush Inset		
83" (2108) Grille Frame	7003530	\$290
84" (2134) Grille Frame	7007135	\$255
88" (2235) Grille Frame	7003534	\$255
Stainless Steel		
83" (2108) Pro Louvered	7003542	\$415
84" (2134) Pro Louvered	7007131	\$460
88" (2235) Pro Louvered	7003546	\$525

Framed Application

DESCRIPTION	NUMBER	MSRP
Classic Louvered Insert*	7014849	\$165
Handle (1)		
Full-Length Standard	7014887	\$130
Full-Length Extended	7003462	\$130

*Slides into overlay grille, 84" (2134) finished height.

Accessories

Single Flush Inset Panels – Stainless Steel

DESCRIPTION	NUMBER	MSRP
Grille*		
Solid SS Panel	7008870	\$225
Pro Louvered	7020157	\$350
Tubular Handle		
Door Panel	7029159	\$960
Pro Handle		
Door Panel	7010268	\$960

*84" (2134) finished height.

Dual Flush Inset Panels – Stainless Steel

DESCRIPTION	NUMBER	MSRP
Dual Wide Grille*		
60" (1524) Solid SS Panel	7008882	\$475
66" (1676) Solid SS Panel	7013367	\$505
Tubular Handle		
Door Panel	7029160	\$960
Pro Handle		
Door Panel	7010274	\$960

*84" (2134) finished height. Solid SS panel requires dual installation kit 7012623 or 7004811.

Dual Installation Kit with Dual Wide Grille

DESCRIPTION	NUMBER	MSRP
Framed		
60" (1524) Classic Louvered	7004808	\$1,195
Overlay or Flush Inset		
60" (1524) Grille Frame	7004810	\$965
66" (1676) Grille Frame	7012623	\$990
Stainless Steel Flush Inset		
60" (1524) Pro Louvered	7020161	\$1,135
66" (1676) Pro Louvered	7020162	\$1,160
Stainless Steel		
60" (1524) Pro Louvered	7004812	\$1,280
66" (1676) Pro Louvered	7012624	\$1,305

For handle-to-handle installations only. Kit includes dual wide kickplate and dual wide grille for 84" (2134) finished height, center trim strip, heater and mounting hardware.

Dual Installation Kit

DESCRIPTION	NUMBER	MSRP
All Designs		
Dual Installation Kit	7003411	\$400

For handle-to-handle installations only. Kit includes center trim strip, heater and mounting hardware.

Miscellaneous

DESCRIPTION	NUMBER	MSRP
Mounting Kits		
Custom Side Panel	7003407	\$120
Side Panels		
Stainless Steel (1)	7003408	\$825
White Enamel (1)	7003409	\$565
Kickplates		
Stainless Steel RH	7010358	\$45
Stainless Steel LH	7010359	\$45
Lock Kit	7011215	\$230
90° Door Stop	7005865	N/C
Inventory Tiles (15)	7031944	\$30
Inventory Tiles / Writable (15)	7030331	\$60
Bulk Storage Drawer	7040427	\$845
Dessert Wine Rack	7040428	\$340

Stainless Steel Handles

Tubular Handles (Square Standoffs)

DESCRIPTION	NUMBER	MSRP
3/4" (19) Diameter		
21 1/4" (540)	7025231	\$175
24 3/16" (614)	9036005	\$170
24 3/4" (629)	7029193	\$175
27 1/4" (692)	7025229	\$175
33 3/4" (845)	7025228	\$175
50 1/8" (1273)	7025227	\$200
1" (25) Diameter		
24 5/16" (633)	7029181	\$175
30 5/16" (770)	7029174	\$175
36 5/16" (922)	7030668	\$175
44 1/4" (1124)	7029168	\$200
63 7/8" (1622)	7029157	\$200

Tubular Handles (Obround Standoffs)

DESCRIPTION	NUMBER	MSRP
3/4" (19) Diameter		
24 3/16" (614)	7007246	\$195
41 3/16" (1046)	7007250	\$215
1" (25) Diameter		
24 5/16" (633)	7007247	\$195
30 5/16" (770)	7007248	\$195
44 1/4" (1124)	7007251	\$205
63 7/8" (1622)	7007253	\$205

Pro Handles

DESCRIPTION	NUMBER	MSRP
15 11/16" (399)	7011075	\$175
17 9/16" (446)	7006854	\$175
19 1/2" (495)	7026119	\$175
21" (533)	7006853	\$175
22 1/2" (572)	9036003	\$170
23 5/8" (600)	7006855	\$175
25 1/2" (648)	7026117	\$175
29 5/8" (753)	7027250	\$175
31 1/2" (800)	7026116	\$175
37 1/2" (953)	7006858	\$200
39 9/16" (1006)	7006857	\$200
45 3/16" (1148)	7006860	\$200
48 3/8" (1229)	7026115	\$200

Framed Full-Length Handles

DESCRIPTION	NUMBER	MSRP
BI-36R, BI-36RG, BI-36F and BW-30		
Standard Handle	7014887	\$130
Extended Handle	7003462	\$130
BI-30U and BI-30UG		
Standard 2-Handle Set	7014888	\$185
Extended 2-Handle Set	7003463	\$215
BI-36U(ID) and BI-36UG		
Standard 2-Handle Set	7014889	\$185
Extended 2-Handle Set	7003464	\$215
BI-36UFD(ID)		
Standard 3-Handle Set	7023375	\$245
Extended 3-Handle Set	7023376	\$270
BI-42UFD(ID)		
Standard 3-Handle Set	7027154	\$270
Extended 3-Handle Set	7027155	\$325
Side-by-Side		
Standard 2-Handle Set	7014890	\$185
Extended 2-Handle Set	7003465	\$215

Stainless Steel Handles

Standard Handle Length

MODEL	TUBULAR	PRO
Classic Series		
Full Door	63 ⁷ / ₈ " (1622)	45 ³ / ₁₆ " (1148)
Over-and-Under Door	44 ¹ / ₄ " (1124)	37 ¹ / ₂ " (952)
42" Drawer	36 ⁵ / ₁₆ " (922)	29 ⁵ / ₈ " (753)
36" Drawer	30 ⁵ / ₁₆ " (770)	23 ⁵ / ₈ " (600)
30" Drawer	24 ⁵ / ₁₆ " (633)	17 ⁹ / ₁₆ " (447)
PRO Series		
PRO4850, PRO3650 Door	N/A	27 ¹¹ / ₁₆ " (703)
PRO4850 Refrigerator Drawer	N/A	19 ¹⁵ / ₁₆ " (506)
PRO4850 Freezer Drawer	N/A	11 ⁹ / ₁₆ " (294)
PRO3650 Drawer	N/A	26 ⁵ / ₁₆ " (668)
Designer Series		
Column Door	50 ¹ / ₈ " (1273)	48 ³ / ₈ " (1229)
Tall Door	33 ¹ / ₄ " (845)	31 ¹ / ₂ " (800)
36" Drawer	33 ¹ / ₄ " (845)	31 ¹ / ₂ " (800)
30" Drawer	27 ¹ / ₄ " (692)	25 ¹ / ₂ " (648)
27" Drawer	24 ¹ / ₄ " (616)	22 ¹ / ₂ " (572)
24" Drawer	21 ¹ / ₄ " (540)	19 ¹ / ₂ " (495)
Wine Storage		
BW-30 Door	63 ⁷ / ₈ " (1622)	45 ³ / ₁₆ " (1147)
IW-18, IW-24, IW-30 Door	50 ¹ / ₈ " (1273)	48 ³ / ₈ " (1229)
IW-30R, IW-30CI Door	33 ¹ / ₄ " (845)	31 ¹ / ₂ " (800)
DEU2450W Door	24 ³ / ₁₆ " (614)	22 ¹ / ₂ " (572)
IW-30R, IW-30CI Drawer	27 ¹ / ₄ " (692)	22 ¹ / ₂ " (572)
Undercounter		
Refrigeration	24 ³ / ₁₆ " (614)	22 ¹ / ₂ " (572)
Ice Maker	24 ³ / ₄ " (629)	15 ¹¹ / ₁₆ " (399)

This page intentionally left blank

Sub-Zero Residential Limited Warranty

FOR RESIDENTIAL USE

FULL TWO YEAR WARRANTY*

For two years from the date of original installation, this Sub-Zero product warranty covers all parts and labor to repair or replace, under normal residential use, any part of the product that proves to be defective in materials or workmanship. All service provided by Sub-Zero under the above warranty must be performed by Sub-Zero Factory Certified Service, unless otherwise specified by Sub-Zero, Inc. Service will be provided during normal business hours.

FULL FIVE YEAR SEALED SYSTEM WARRANTY

For five years from the date of original installation, this Sub-Zero product warranty covers all parts and labor to repair or replace, under normal residential use, these parts that prove to be defective in materials or workmanship: compressor, condenser, evaporator, drier and all connecting tubing. All service provided by Sub-Zero under the above warranty must be performed by Sub-Zero Factory Certified Service, unless otherwise specified by Sub-Zero, Inc. Service will be provided during normal business hours.

LIMITED TWELVE YEAR SEALED SYSTEM WARRANTY

For twelve years from the date of original installation, Sub-Zero will repair or replace the following parts that prove to be defective in materials or workmanship: compressor, condenser, evaporator, drier and all connecting tubing. If the owner uses Sub-Zero Factory Certified Service, the service provider will repair or replace these parts with the owner paying for all other costs, including labor. If the owner uses non-certified service, the owner must contact Sub-Zero, Inc. (using the information below) to receive repaired or replacement parts. Sub-Zero will not reimburse the owner for parts purchased from non-certified service or other sources.

TERMS APPLICABLE TO EACH WARRANTY

The warranty applies only to products installed for normal residential use. The warranty applies only to products installed in any one of the fifty states of the United States, the District of Columbia or the ten provinces of Canada. This warranty does not cover any parts or labor to correct any defect caused by negligence, accident or improper use, maintenance, installation, service or repair.

THE REMEDIES DESCRIBED ABOVE FOR EACH WARRANTY ARE THE ONLY ONES THAT SUB-ZERO, INC. WILL PROVIDE, EITHER UNDER THIS WARRANTY OR UNDER ANY WARRANTY ARISING BY OPERATION OF LAW. SUB-ZERO, INC. WILL NOT BE RESPONSIBLE FOR ANY CONSEQUENTIAL OR INCIDENTAL DAMAGES ARISING FROM THE BREACH OF THIS WARRANTY OR ANY OTHER WARRANTY, WHETHER EXPRESS, IMPLIED OR STATUTORY.

Some states do not allow the exclusion or limitation of incidental or consequential damages, so the above limitation or exclusion may not apply to you. This warranty gives you specific legal rights and you may also have other legal rights that vary from state to state.

To receive parts and/or service and the name of Sub-Zero Factory Certified Service nearest you, contact Sub-Zero, Inc., P.O. Box 44848, Madison, WI 53744; check the Product Support section of our website, subzero.com, email us at customerservice@subzero.com, or call 800-222-7820.

*Stainless steel (doors, panels, handles, product frames and interior surfaces) are covered by a limited 60-day parts and labor warranty for cosmetic defects.

*Replacement water filters and air purification cartridges are not covered by the product warranty.



Sub-Zero Outdoor Limited Warranty*

FOR RESIDENTIAL USE

FULL ONE YEAR WARRANTY**

For one year from the date of original installation, this Sub-Zero product warranty covers all parts and labor to repair or replace, under normal residential use, any part of the product that proves to be defective in materials or workmanship. All service provided by Sub-Zero under the above warranty must be performed by Sub-Zero Factory Certified Service, unless otherwise specified by Sub-Zero, Inc. Service will be provided during normal business hours.

FULL FIVE YEAR SEALED SYSTEM WARRANTY

For five years from the date of original installation, this Sub-Zero product warranty covers all parts and labor to repair or replace, under normal residential use, these parts that prove to be defective in materials or workmanship: compressor, condenser, evaporator, drier and all connecting tubing. All service provided by Sub-Zero under the above warranty must be performed by Sub-Zero Factory Certified Service, unless otherwise specified by Sub-Zero, Inc. Service will be provided during normal business hours.

TERMS APPLICABLE TO EACH WARRANTY

The warranty applies only to products installed for normal residential use. The warranty applies only to products installed in any one of the fifty states of the United States, the District of Columbia or the ten provinces of Canada. This warranty does not cover any parts or labor to correct any defect caused by negligence, accident or improper use, maintenance, installation, service or repair.

THE REMEDIES DESCRIBED ABOVE FOR EACH WARRANTY ARE THE ONLY ONES THAT SUB-ZERO, INC. WILL PROVIDE, EITHER UNDER THIS WARRANTY OR UNDER ANY WARRANTY ARISING BY OPERATION OF LAW. SUB-ZERO, INC. WILL NOT BE RESPONSIBLE FOR ANY CONSEQUENTIAL OR INCIDENTAL DAMAGES ARISING FROM THE BREACH OF THIS WARRANTY OR ANY OTHER WARRANTY, WHETHER EXPRESS, IMPLIED OR STATUTORY.

Some states do not allow the exclusion or limitation of incidental or consequential damages, so the above limitation or exclusion may not apply to you. This warranty gives you specific legal rights and you may also have other legal rights that vary from state to state.

To receive parts and/or service and the name of Sub-Zero Factory Certified Service nearest you, contact Sub-Zero, Inc., P.O. Box 44848, Madison, WI 53744; check the Product Support section of our website, subzero.com, email us at customerservice@subzero.com, or call 800-222-7820.

*Product must be approved for outdoor use, designated by model and serial number.

**Stainless steel (doors, panels, handles, product frames and interior surfaces) are covered by a limited 60-day parts and labor warranty for cosmetic defects.

**Replacement water filters are not covered by the product warranty.



Sub-Zero Display Products Limited Warranty*

FOR RESIDENTIAL USE

FULL ONE YEAR WARRANTY**

For one year from the date of original installation, this Sub-Zero product warranty covers all parts and labor to repair or replace, under normal residential use, any part of the product that proves to be defective in materials or workmanship. All service provided by Sub-Zero under the above warranty must be performed by Sub-Zero Factory Certified Service, unless otherwise specified by Sub-Zero, Inc. Service will be provided during normal business hours.

LIMITED FIVE YEAR SEALED SYSTEM WARRANTY

For five years from the date of original installation, Sub-Zero will repair or replace the following parts that prove to be defective in materials or workmanship: compressor, condenser, evaporator, drier and all connecting tubing. If the owner uses Sub-Zero Factory Certified Service, the service provider will repair or replace these parts with the owner paying for all other costs, including labor. If the owner uses non-certified service, the owner must contact Sub-Zero, Inc. (using the information below) to receive repaired or replacement parts. Sub-Zero will not reimburse the owner for parts purchased from non-certified service or other sources.

TERMS APPLICABLE TO EACH WARRANTY

The warranty applies only to products installed for normal residential use. The warranty applies only to products installed in any one of the fifty states of the United States, the District of Columbia or the ten provinces of Canada. This warranty does not cover any parts or labor to correct any defect caused by negligence, accident or improper use, maintenance, installation, service or repair.

THE REMEDIES DESCRIBED ABOVE FOR EACH WARRANTY ARE THE ONLY ONES THAT SUB-ZERO, INC. WILL PROVIDE, EITHER UNDER THIS WARRANTY OR UNDER ANY WARRANTY ARISING BY OPERATION OF LAW. SUB-ZERO, INC. WILL NOT BE RESPONSIBLE FOR ANY CONSEQUENTIAL OR INCIDENTAL DAMAGES ARISING FROM THE BREACH OF THIS WARRANTY OR ANY OTHER WARRANTY, WHETHER EXPRESS, IMPLIED OR STATUTORY.

Some states do not allow the exclusion or limitation of incidental or consequential damages, so the above limitation or exclusion may not apply to you. This warranty gives you specific legal rights and you may also have other legal rights that vary from state to state.

To receive parts and/or service and the name of Sub-Zero Factory Certified Service nearest you, contact Sub-Zero, Inc., P.O. Box 44848, Madison, WI 53744; check the Product Support section of our website, subzero.com, email us at customerservice@subzero.com, or call 800-222-7820.

*Display products sold more than three years from date of manufacture.

**Stainless steel (doors, panels, handles, product frames and interior surfaces) are covered by a limited 60-day parts and labor warranty for cosmetic defects.

**Replacement water filters and air purification cartridges are not covered by the product warranty.



Sub-Zero Non-Residential Limited Warranty

FOR NON-RESIDENTIAL USE

FULL ONE YEAR WARRANTY*

For one year from the date of original installation, this Sub-Zero product warranty covers all parts and labor to repair or replace, under normal use, any part of the product that proves to be defective in materials or workmanship. All service provided by Sub-Zero under the above warranty must be performed by Sub-Zero Factory Certified Service, unless otherwise specified by Sub-Zero, Inc. Service will be provided during normal business hours.

LIMITED FIVE YEAR SEALED SYSTEM WARRANTY

For five years from the date of original installation, Sub-Zero will repair or replace the following parts that prove to be defective in materials or workmanship: compressor, condenser, evaporator, drier and all connecting tubing. If the owner uses Sub-Zero Factory Certified Service, the service provider will repair or replace these parts with the owner paying for all other costs, including labor. If the owner uses non-certified service, the owner must contact Sub-Zero, Inc. (using the information below) to receive repaired or replacement parts. Sub-Zero will not reimburse the owner for parts purchased from non-certified service or other sources.

TERMS APPLICABLE TO EACH WARRANTY

The warranty applies only to products installed for normal use. The warranty applies only to products installed in any one of the fifty states of the United States, the District of Columbia or the ten provinces of Canada. This warranty does not cover any parts or labor to correct any defect caused by negligence, accident or improper use, maintenance, installation, service or repair.

THE REMEDIES DESCRIBED ABOVE FOR EACH WARRANTY ARE THE ONLY ONES THAT SUB-ZERO, INC. WILL PROVIDE, EITHER UNDER THIS WARRANTY OR UNDER ANY WARRANTY ARISING BY OPERATION OF LAW. SUB-ZERO, INC. WILL NOT BE RESPONSIBLE FOR ANY CONSEQUENTIAL OR INCIDENTAL DAMAGES ARISING FROM THE BREACH OF THIS WARRANTY OR ANY OTHER WARRANTY, WHETHER EXPRESS, IMPLIED OR STATUTORY.

Some states do not allow the exclusion or limitation of incidental or consequential damages, so the above limitation or exclusion may not apply to you. This warranty gives you specific legal rights and you may also have other legal rights that vary from state to state.

To receive parts and/or service and the name of Sub-Zero Factory Certified Service nearest you, contact Sub-Zero, Inc., P.O. Box 44848, Madison, WI 53744; check the Product Support section of our website, subzero.com, email us at customerservice@subzero.com, or call 800-222-7820.

*Stainless steel (doors, panels, handles, product frames and interior surfaces) are covered by a limited 60-day parts and labor warranty for cosmetic defects.

*Replacement water filters and air purification cartridges are not covered by the product warranty.



20

22



SUB-ZERO, INC. • P.O. BOX 44130 MADISON, WI 53744 • SUBZERO.COM • 800-222-7820